

SUZUKI

PARTS CATALOGUE

SUZUKI
A50PN

SUZUKI
A50PDN

(E4・E9&E25)

持ち出し禁止
PARTS CATALOGUE
MASTER()
品質管理部技術資料課



SUZUKI A50PN A50PDN




PHOTO : A50PN

F.NO.A50P-4909 | ~

P R E F A C E

When it becomes necessary to replace parts on SUZUKI MOTORCYCLES, always use SUZUKI GENUINE PARTS which have passed a strict inspection which guarantees quality and performance.

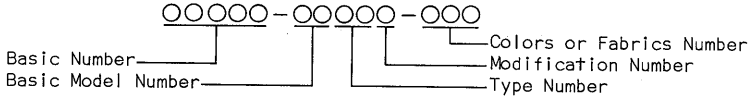
This parts catalogue covers the list of all service parts for SUZUKI A50PN and A50PDN.

A50P-49091~

A. INSTRUCTIONS FOR QUOTING THE CATALOGUE

1. COMPOSITION OF THE PART NUMBER

1-1. REGULAR PARTS

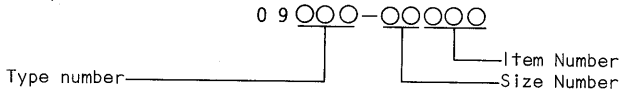


1-2. STANDARD PARTS

Numbers of all standard parts begin with 0 except beginning with 09 or 000.

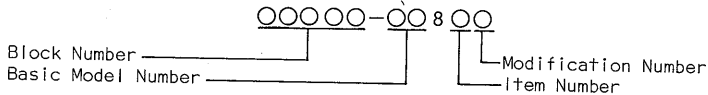
1-3. SPECIAL STANDARD PARTS

Special standard parts are parts which are similar to standard parts but differ in some respect. All special standard parts numbers begin with 09 except 099.



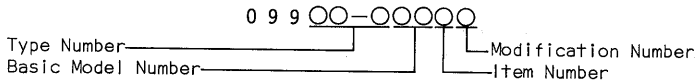
1-4. PARTS ASSEMBLIES

The eight digit of numbers of parts assemblies is always 8.



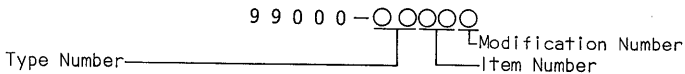
1-5. SPECIAL TOOLS

Part Numbers begin with 099.



1-6. MISCELLANEOUS

Part numbers begin with 99000.



2. DIMENSIONS

Dimensions of the parts in this catalogue are indicated in unit millimeters.

3. ABBREVIATIONS

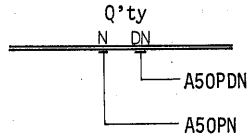
Abbreviations used in this catalogue are as follows:

AR	: As required	L	: Length
ASSY	: Assembly	NT	: Number of teeth
F.No.	: Frame Number	OPT	: Optional
d	: Diameter of material	OS	: Over size
ID	: Inside diameter	STD	: Standard
OD	: Outside diameter	T	: Thickness
LH	: Left hand side	W	: Width
RH	: Right hand side		
~12345	: Up to F.No.A50P-12345		
12345~	: From F.No.A50P-12345		

Figures in the remarks column show the dimensions of parts as follows:

$$\frac{12}{\text{ID}} \times \frac{34}{\text{OD}} \times \frac{5.6}{\text{T(or W,L)}}$$

The number of letter shown below Q'ty indicate the MODELS NAME as shown right side.



4. INNER PARTS OF ASSEMBLY

Parts number that have a period (.) mark before the parts name will be indicated the inner part in relation to the assembly.

5. MODIFICATION NOTICE

A parts bulletin will be sent to you on all occasions when changes in parts occur, including interchangeable modifications between new parts and old ones.

6. COLOR CHART

COLOR No.	COLOR NAME	MUNSELL COLOR No.
019	BLACK	N1
189	EGRET WHITE	
291	BLACK SEMI-GLOSS	(N1)
05H	CANDY FLORIDA BLUE	
07P	MARBLE PURE RED	
65M	719+742 (COMBINATION)	
719	ORANGE (TAPE)	
742	SILVER METALLIC (TAPE)	
866	BLACK (FOR SEAT)	


NOTE THAT THE DRAWINGS ON THE ILLUSTRATION PAGE ARE FOR READY REFERENCE OF SPARE PARTS NUMBER, NOT TO BE USED AS AIN ASSEMBLY MANUAL. WHEN ASSEMBLING, USE "SUZUKI SERVICE MANUAL".

MILLIMETER → INCH CONVERSION CHART

	0	1	2	3	4	5	6	7	8	9
00	.000	.039	.079	.118	.157	.197	.236	.276	.315	.354
10	.394	.433	.472	.512	.551	.591	.630	.669	.709	.748
20	.787	.827	.866	.906	.945	.984	1.024	1.063	1.102	1.142
30	1.181	1.220	1.260	1.299	1.339	1.378	1.417	1.457	1.496	1.535
40	1.575	1.614	1.654	1.693	1.732	1.772	1.811	1.850	1.890	1.929
50	1.969	2.008	2.047	2.087	2.126	2.165	2.205	2.214	2.283	2.323
60	2.362	2.402	2.441	2.480	2.520	2.559	2.598	2.638	2.677	2.717
70	2.756	2.795	2.835	2.874	2.913	2.953	2.992	3.031	3.071	3.110
80	3.150	3.189	3.228	3.268	3.307	3.346	3.386	3.425	3.465	3.504
90	3.543	3.583	3.622	3.661	3.701	3.740	3.780	3.819	3.858	3.898

How to read

	0	1	2	3	4
00	---	---	---	---	---
10	---	---	---	---	---
20	---	---	---	0.906	---
30	---	---	---	---	---

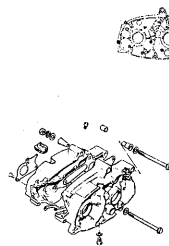

 23 millimeters equal 0.906 inch

Contents are subject to change without notice or obligation.

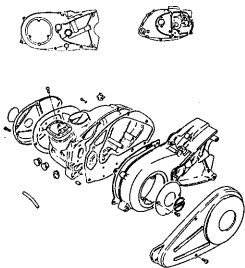
A50PN
A50PDN
for
E4 spec.



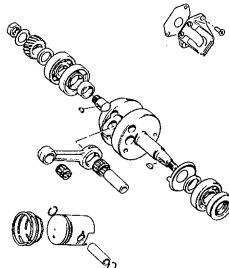
①



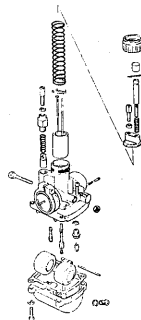
②



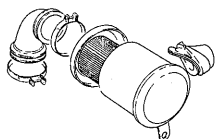
③



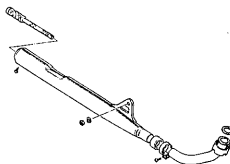
④



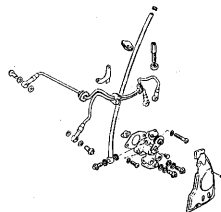
⑤



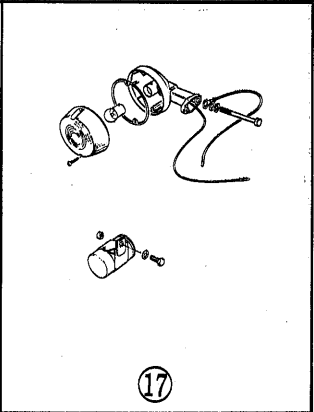
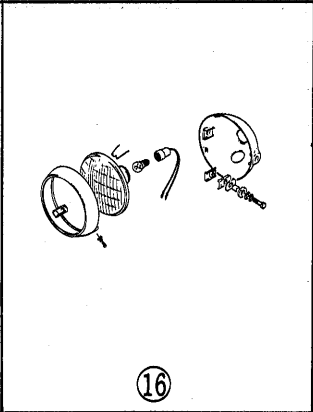
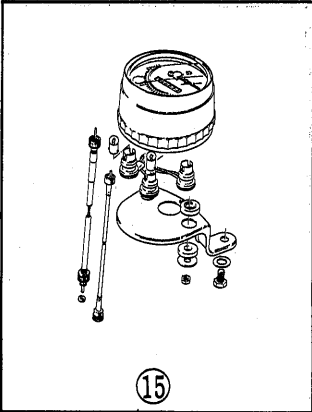
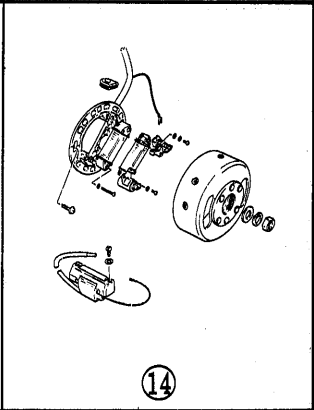
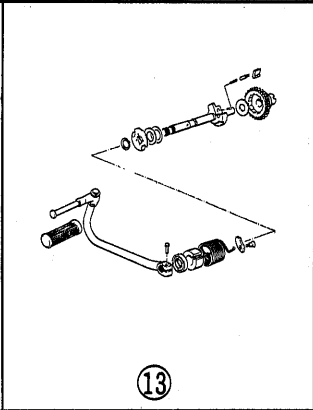
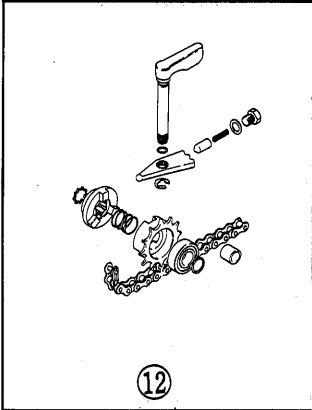
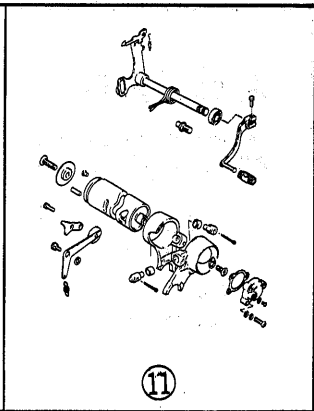
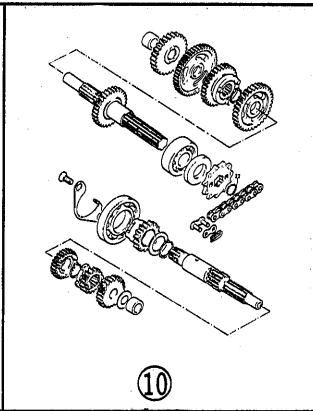
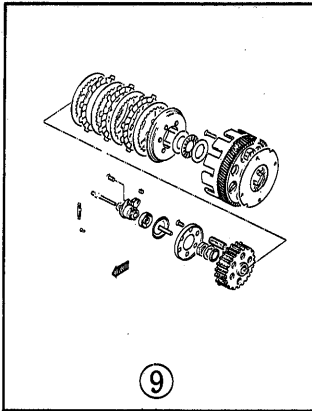
⑥

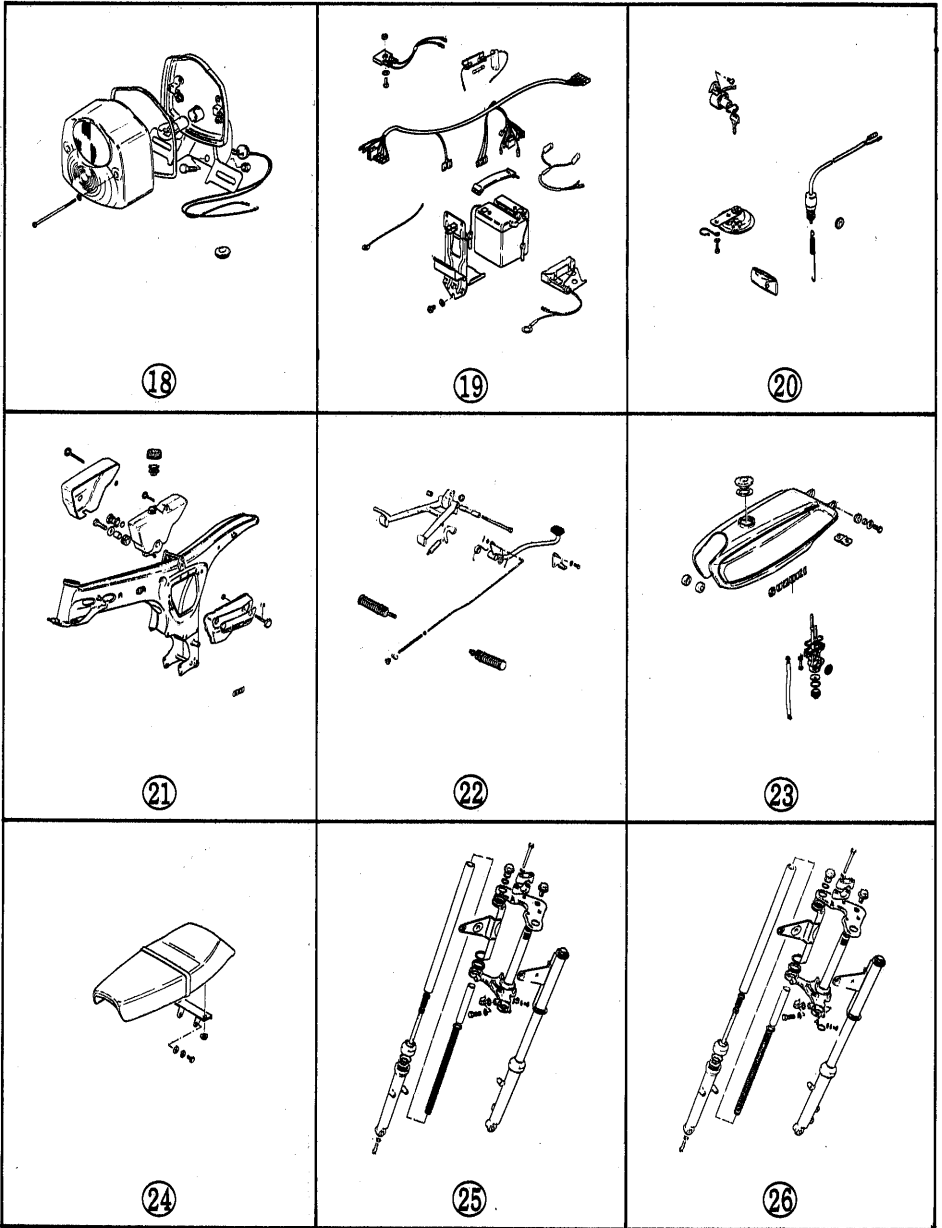


⑦



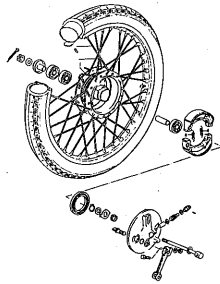
⑧



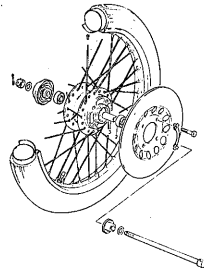




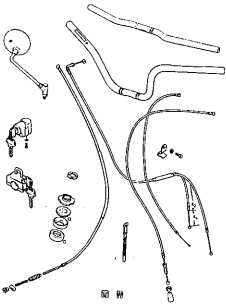
27



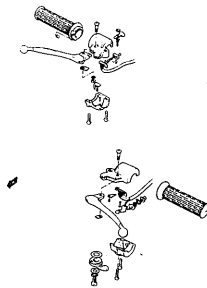
28



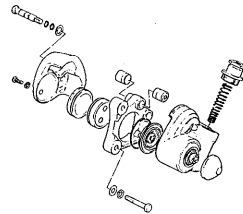
29



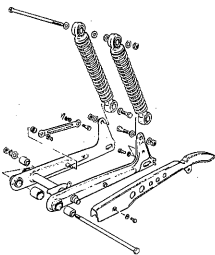
30



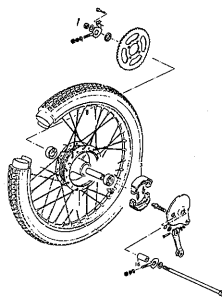
31



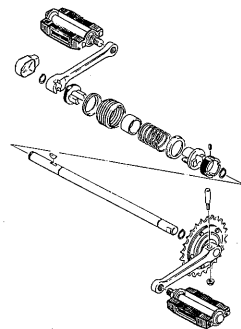
32



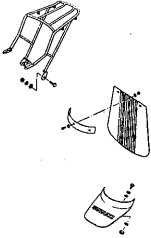

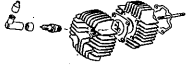

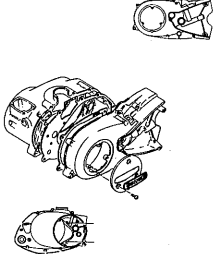
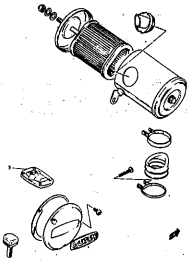
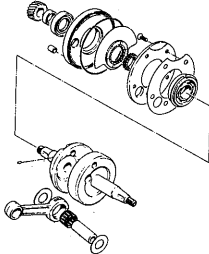
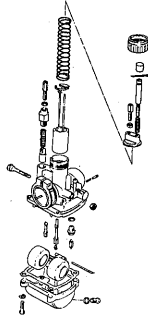
33

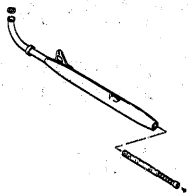


34

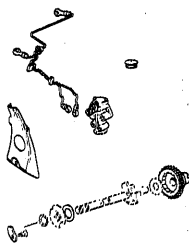


35

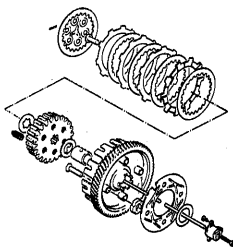
 <p>36</p>	 <p>37</p>	<p>A50PN A50PDN for E9 spec.</p>
 <p>38</p>	 <p>39</p>	 <p>40</p>
 <p>41</p>	 <p>42</p>	 <p>43</p>




44




45



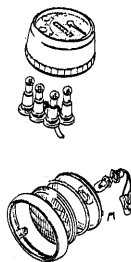
46



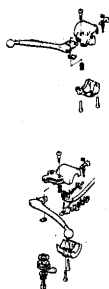
47



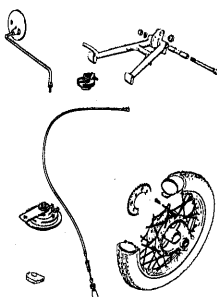
48



49



50



51

A50PN
A50PDN
for
E25 spec.

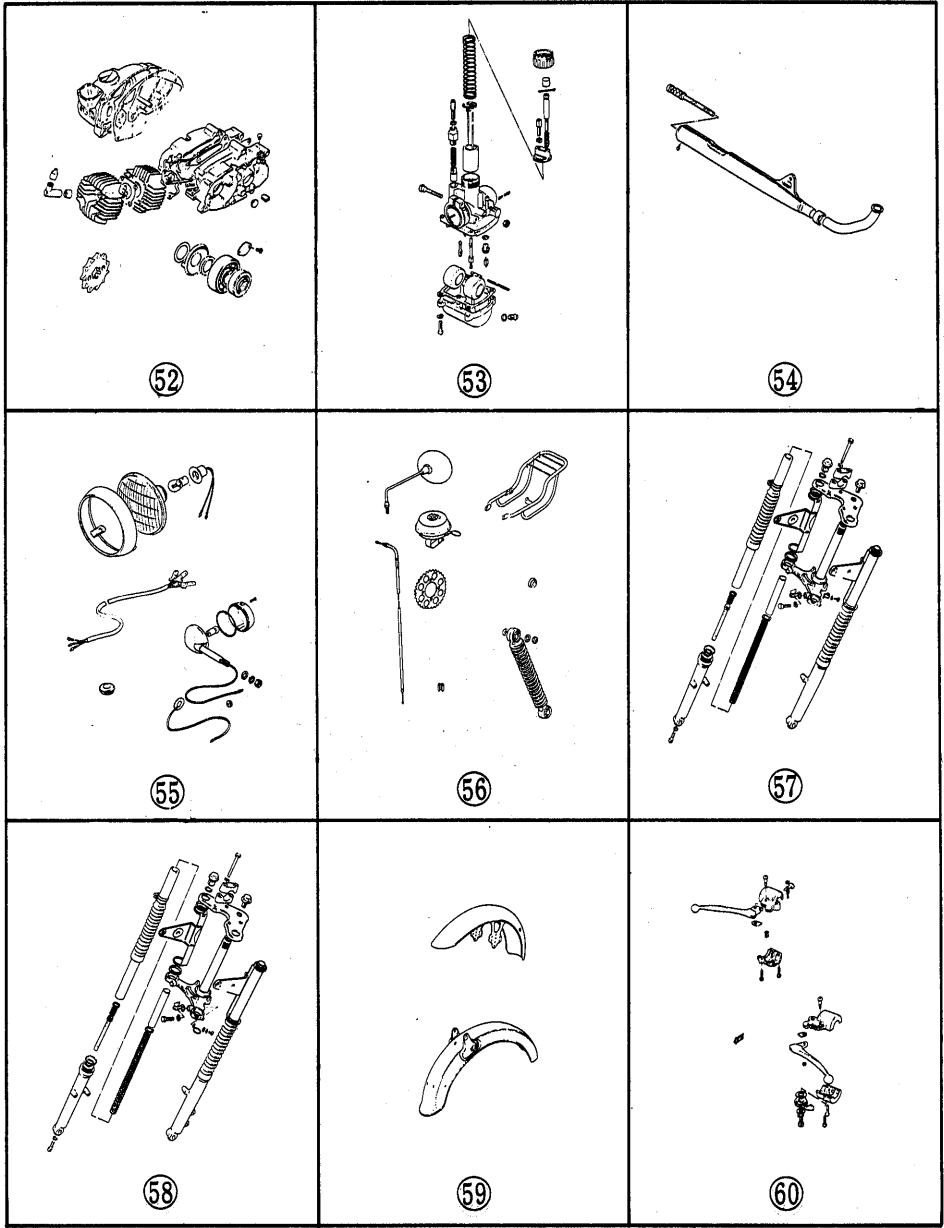


FIG.1 CYLINDER

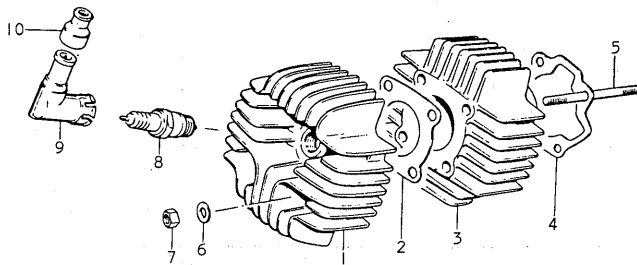


FIG.1 CYLINDER

Ref.No.	Part No.	Description	Q'ty		Remarks
			N	DN	
1	11111-19001	CYLINDER HEAD	1	1	
2	11141-22600	GASKET, cylinder	1	1	
3	11211-19001	CYLINDER	1	1	
4	11241-19000	GASKET, cylinder	1	1	
5	01421-06958	STUD BOLT	4	4	
6	08322-21068	WASHER	4	4	
7	08310-11068	NUT	4	4	
8-1	09482-00105	SPARK PLUG	1	1	BP-7HS NGK
8-2	09482-00106	SPARK PLUG	1	1	W-22FS ND
9	33510-22610	CAP ASSY, spark plug	1	1	
10	33542-98000	SEAL, cord	1	1	

FIG. 2 CRANKCASE

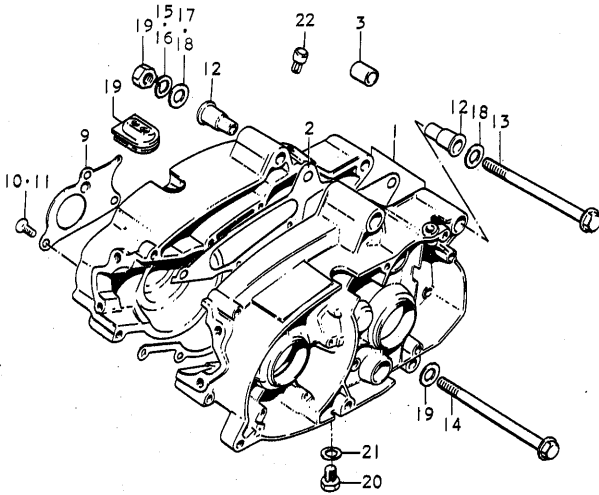
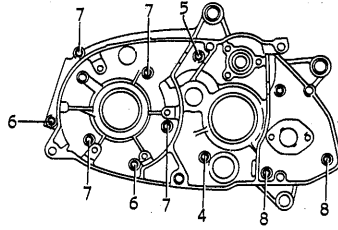


FIG.2 CRANKCASE

Ref.No.	Part No.	Description	Q'ty		Remarks
			N	DN	
1	11300-22870	CRANKCASE ASSY	1	1	
2	11481-22001	*GASKET, crankcase	1	1	
3	04211-09129	*DOWEL PIN	2	2	
4	02112-06608	*SCREW	1	1	
5	02112-06557	*SCREW	1	1	
6	02112-06458	*SCREW	2	2	
7	02112-06408	*SCREW	4	4	
8	02112-06307	*SCREW	2	2	
9	12521-19002	PLATE, oil reservoir	1	1	
10	02122-06128	SCREW	2	2	
11	02112-06128	SCREW	1	1	
12	09319-08008	BUSH, engine mounting	4	4	
13	09103-08024	BOLT (1)	2	2	L:110
14	09103-08023	BOLT (2)	1	1	L:105
15	08321-21088	LOCK WASHER (1)	2	2	
16	08321-31088	LOCK WASHER (2)	1	1	
17	08322-11088	WASHER (1)	2	2	
18	08322-21088	WASHER (2)	2	2	
19	08310-12088	NUT	3	3	
20	09247-10001	PLUG, oil drain	1	1	
21	09168-10002	GASKET	1	1	
22	09250-10005	PLUG, breather	1	1	

FIG. 3 CRANKCASE COVER

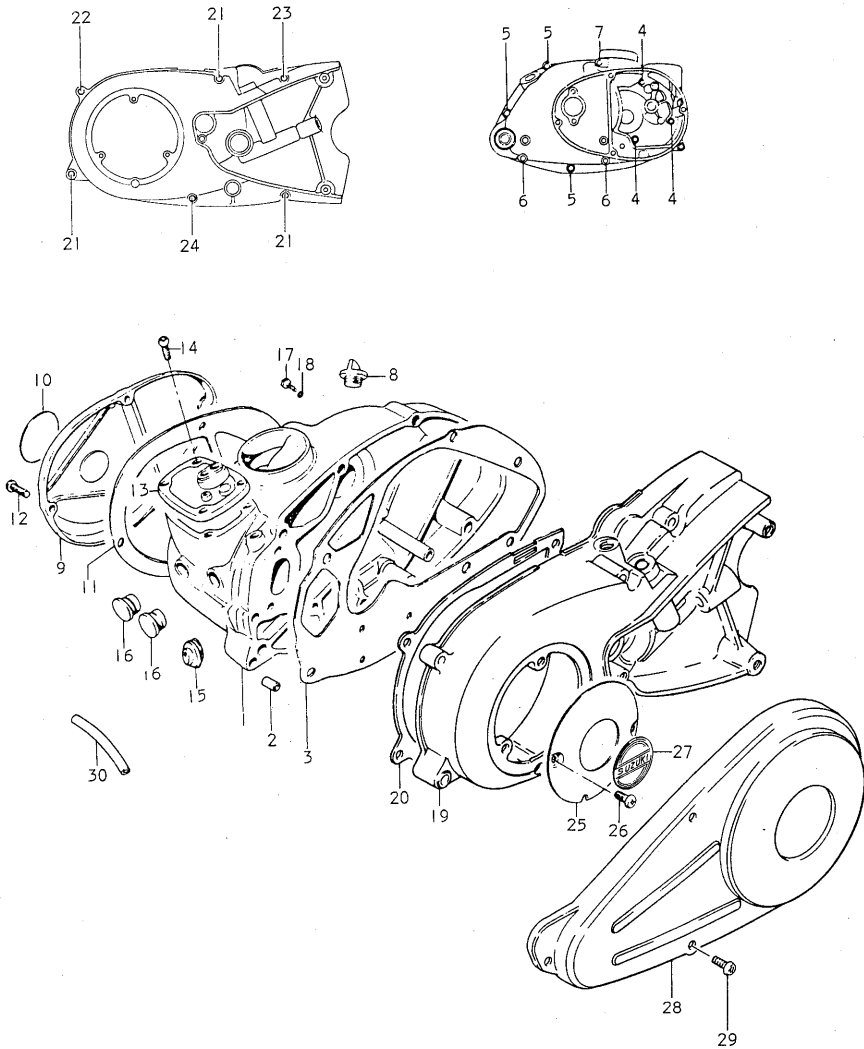


FIG.3 CRANKCASE COVER

Ref.No.	Part No.	Description	Q'ty		Remarks
			N	DN	
1	11340-22630	COVER, crankcase RH	1	1	
2	04211-09129	DOWEL PIN	2	2	
3	11482-22000	GASKET, crankcase RH cover	1	1	
4	02112-06258	SCREW	3	3	
5	02112-06408	SCREW	3	3	
6	02112-06658	SCREW	2	2	
7	02112-06808	SCREW	1	1	
8	09259-20003	PLUG, oil	1	1	
9	11383-22001	CAP, carburetor inspection	1	1	
10	68234-25300	EMBLEM, carburetor cap	1	1	
11	11492-22000	GASKET, carburetor cap	1	1	
12	02112-05208	SCREW	4	4	
13	11440-27200	COVER, carburetor	1	1	
14	02112-05168	SCREW	4	4	
15	09309-07005	GROMMET	1	1	
16	09250-14002	CAP, carburetor hole	2	2	
17	09128-06004	PLUG, oil level	1	1	
18	09168-06001	GASKET, oil level plug	1	1	

FIG.3 CRANKCASE COVER

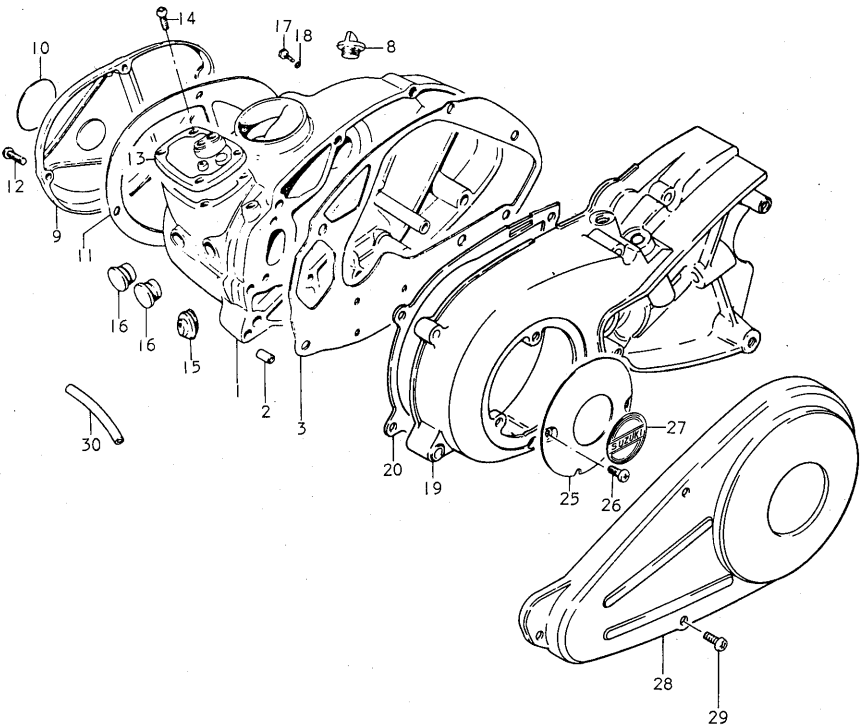
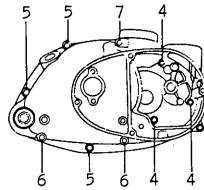
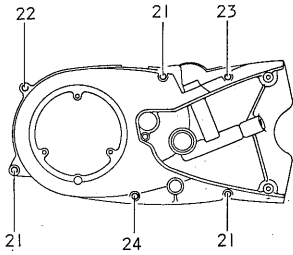


FIG.3 CRANKCASE COVER

Ref.No.	Part No.	Description	Q'ty		Remarks
			N	DN	
19	11351-22620	COVER, crankcase LH	1	1	
20	11483-22001	GASKET, crankcase LH cover	1	1	
21	02112-06508	SCREW	3	3	
22	02112-06408	SCREW	1	1	
23	02112-06358	SCREW	1	1	
24	02112-06307	SCREW	1	1	
25	11381-01001	CAP, magneto inspection	1	1	
26	02112-05088	SCREW	2	2	
27	68234-25300	EMBLEM	1	1	
28	11366-22600	COVER, cycle chain	1	1	
29	02112-05128	SCREW	3	3	
30	09344-03014	HOSE, carburetor over flow	1	1	

FIG. 4 CRANKSHAFT

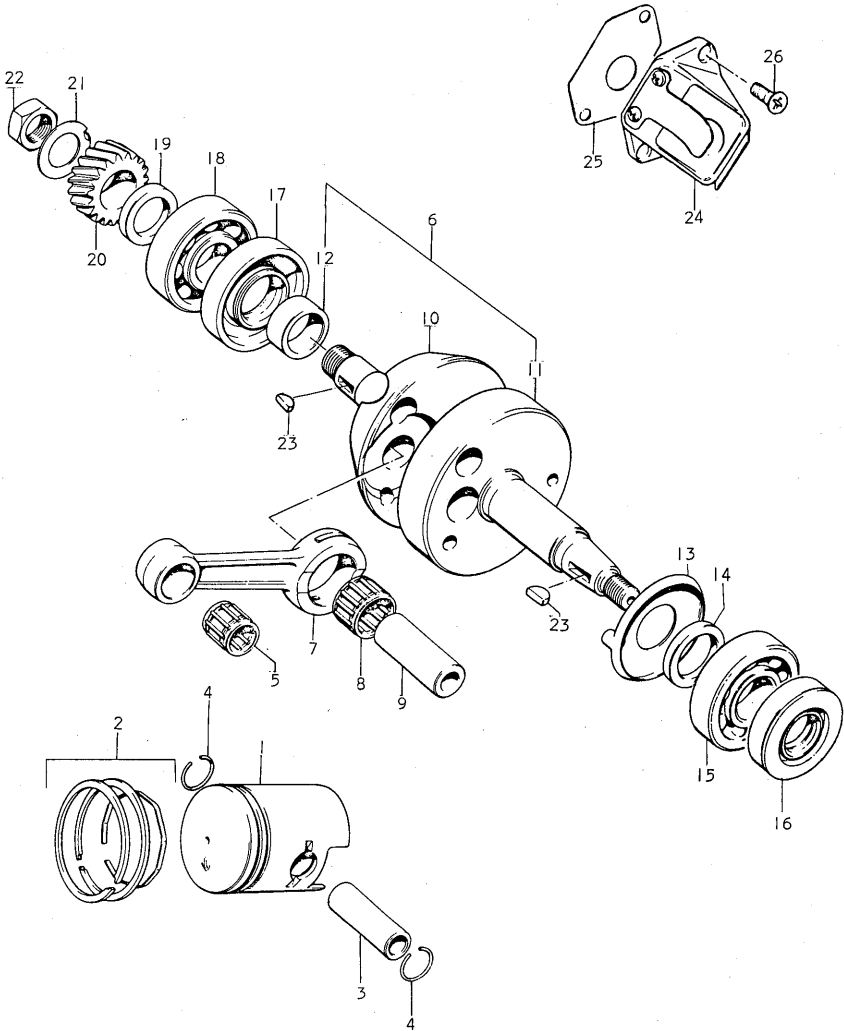


FIG.4 CRANKSHAFT

Ref.No.	Part No.	Description	Q'ty	Remarks
1-1	12110-35000	PISTON	1 1	
1-2	12110-35612-050	PISTON (OS:0.5)	1 1	} OPT
1-3	12110-35612-100	PISTON (OS:1.0)	1 1	
2-1	12140-05100	RING SET, piston	1 1	
2-2	12140-46110-050	RING SET, piston (OS:0.5)	1 1	} OPT
2-3	12140-46110-100	RING SET, piston (OS:1.0)	1 1	
3	12151-02000	PIN, piston	1 1	
4	09381-12001	CIRCLIP, piston pin	2 2	
5	09263-12003	BEARING, piston pin	1 1	
6	12200-35892	CRANKSHAFT ASSY	1 1	
7	12161-35000	•ROD, connecting	1 1	
8	09263-16014	•BEARING, crank pin	1 1	
9	12211-19000	•PIN, crank	1 1	
10	12221-35001	•CRANKSHAFT, RH	1 1	
11	12261-35002	•CRANKSHAFT, LH	1 1	
12	09180-17026	•SPACER, crankshaft RH	1 1	
13	12511-06100	PLATE, oil guide	1 1	

FIG. 4 CRANKSHAFT

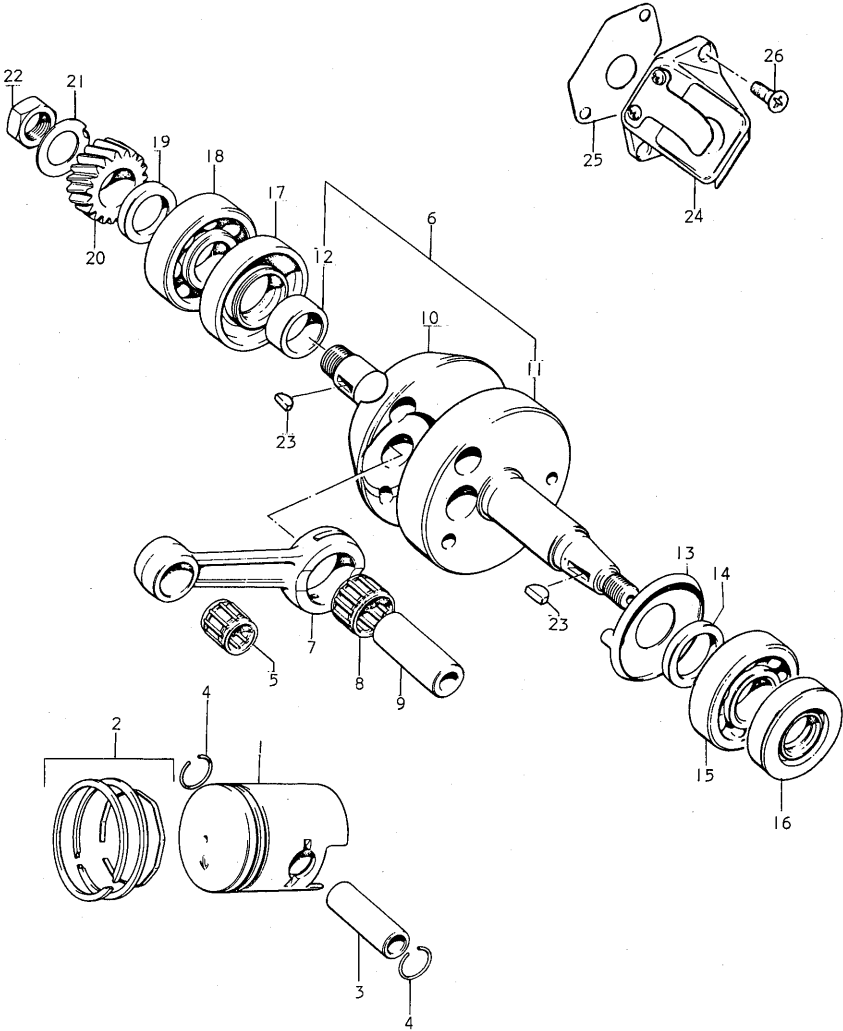


FIG.4 CRANKSHAFT

Ref.No.	Part No.	Description	Q'ty		Remarks
			N	DN	
14	09180-20017	SPACER, crankshaft LH	1	1	20x28x4.5
15	09269-20006	BEARING, crankshaft LH	1	1	
16	09283-20011	OIL SEAL, crankshaft LH	1	1	
17	09283-23001	OIL SEAL, crankshaft RH	1	1	
18	08113-63030	BEARING	1	1	
19	09180-17027	SPACER, primary drive gear	1	1	17x28x4.5
20	21111-19002	GEAR, primary drive	1	1	NT:21
21	09166-14008	WASHER	1	1	
22	09140-14002	NUT	1	1	
23	08341-31039	KEY	2	2	
24	13150-22600	VALVE ASSY, reed	1	1	
25	13156-22600	GASKET, reed valve	1	1	
26	02122-05168	SCREW	2	2	

FIG.5 CARBURETOR

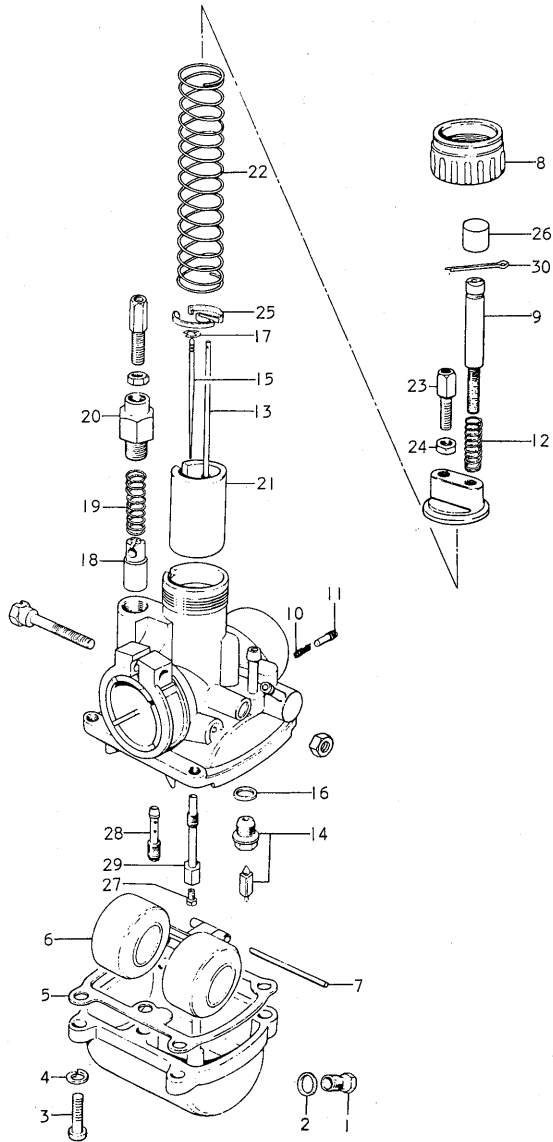


FIG.5 CARBURETOR

Ref.No.	Part No.	Description	Q'ty N DN	Remarks
	13200-22660	CARBURETOR ASSY	1 1	
1	13247-05010	*PLUG, drain	1 1	
2	13249-05010	*GASKET, drain plug	1 1	
3	02111-04188	*SCREW	4 4	
4	08321-21048	*LOCK WASHER	4 4	
5	13251-01011	*GASKET, float chamber	1 1	
6	13252-06110	*FLOAT	1 1	
7	13254-01010	*PIN	1 1	
8	13265-05110	*CAP, mixing chamber	1 1	
9	13267-05010	*SCREW, throttle valve stop	1 1	
10	13268-05010	*SPRING, stop screw	1 1	
11	13269-01010	*SCREW, air	1 1	
12	13268-01010	*SPRING, air screw	1 1	
13	13296-05010	*ROD, throttle valve stop	1 1	
14	13370-35620	*VALVE ASSY, needle	1 1	
15	13383-19011	*NEEDLE, jet	1 1	
16	13392-01010	*GASKET, valve seat	1 1	
17	13394-12110	*CLIP, needle	1 1	
18	13411-01010	*GASKET, valve	1 1	
19	13417-01010	*SPRING, plunger	1 1	
20	13418-03110	*CAP, plunger	1 1	

FIG.5 CARBURETOR

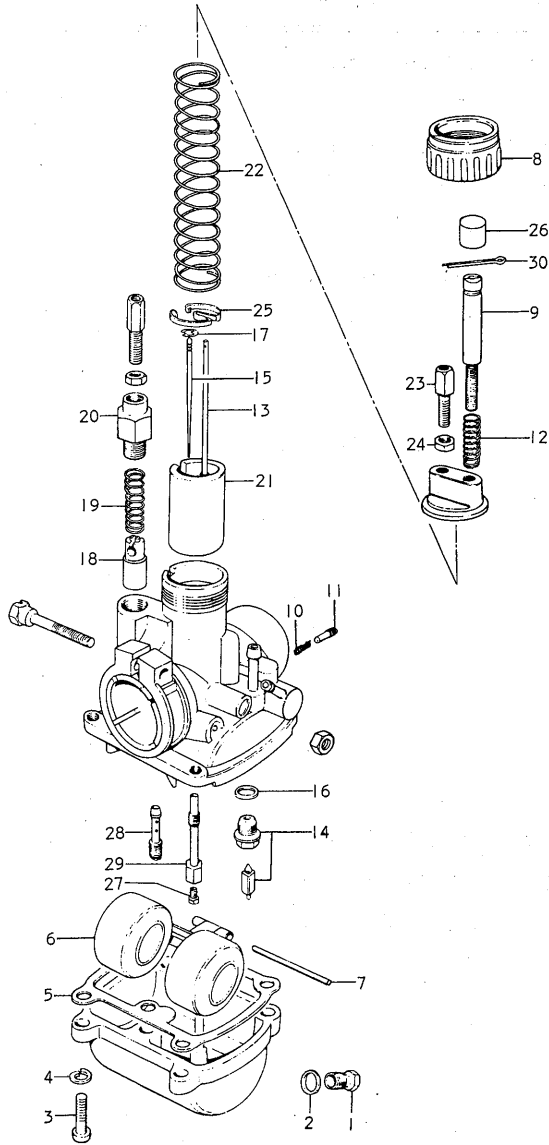


FIG.5 CARBURETOR

Ref.No.	Part No.	Description	Q'ty		Remarks
			N	DN	
21	13551-22600	·VALVE, throttle	1	1	CA:2.5
22	13573-05010	·SPRING, throttle valve	1	1	
23	13577-22600	·ADJUSTER, cable	2	2	
24	13661-03010	·NUT, cable adjuster	2	2	
25	13581-01010	·SEAT, spring	1	1	
26	13688-08010	·CAP	1	1	
27	09491-20004	·JET, main	1	1	#102.5
28	09492-17002	·JET, pilot	1	1	#20
29	09494-00171	·JET, needle	1	1	E-4
30	04111-12108	·COTTER PIN	1	1	

FIG. 6 AIR CLEANER

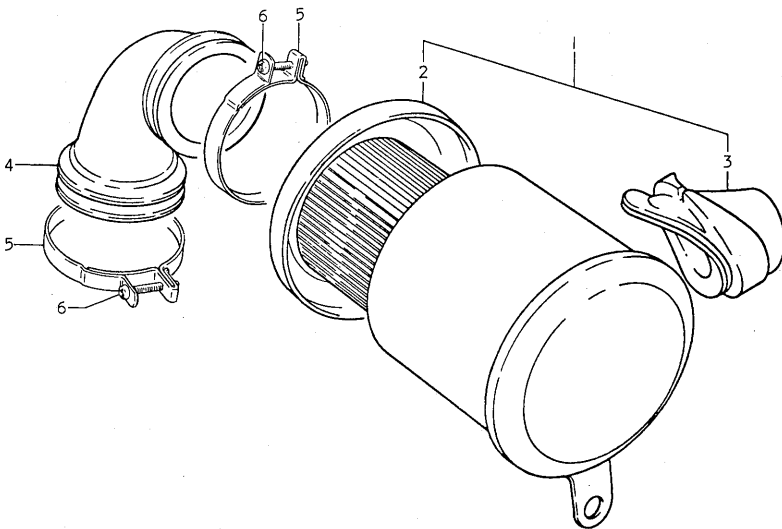


FIG.6 AIR CLEANER

Ref.No.	Part No.	Description	Q'ty		Remarks
			N	DN	
1	13700-22011-676	CLEANER ASSY, air	1	1	
2	13780-22010	·FILTER	1	1	
3	13721-12020	·HOSE, air inlet	1	1	
4	13881-22001	HOSE, carburetor air inlet	1	1	
5	09402-62306	CLAMP, air inlet hose	2	2	
6	03111-04258	·SCREW	2	2	

FIG.7 MUFFLER

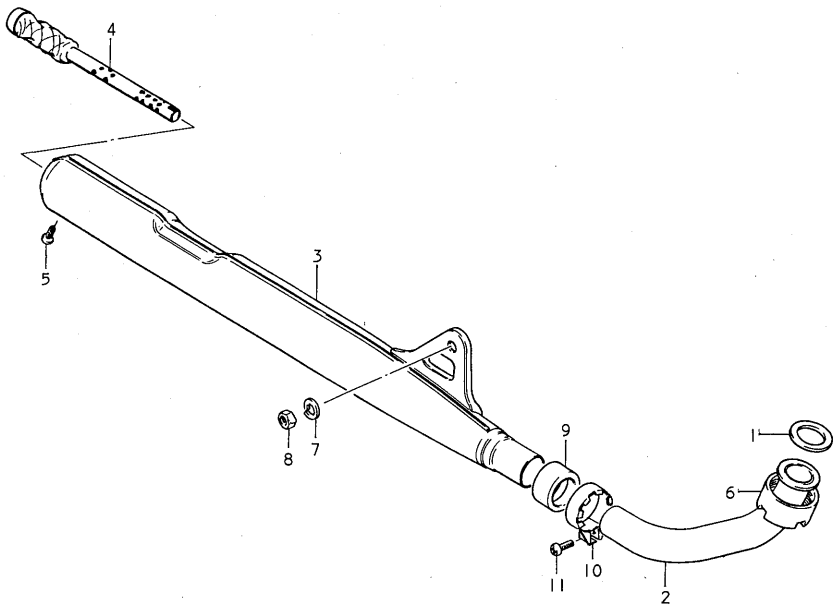


FIG.7 MUFFLER

Ref.No.	Part No.	Description	Q'ty N DN	Remarks
1	14181-19000	GASKET, exhaust pipe	1 1	
2	14150-22661	PIPE, exhaust	1 1	
3	14301-22671	MUFFLER	1 1	
4	14510-06104	*POPE, baffle	1 1	
5	02112-05068	*SCREW	1 1	
6	14182-03300	CLAMP	1 1	
7	08321-21088	LOCK WASHER	1 1	
8	08310-12088	NUT	1 1	
9	14771-19010	CONNECTOR, muffler	1 1	
10	09402-30701	CLAMP	1 1	
11	02112-06208	SCREW	1 1	

FIG.8 OIL PUMP

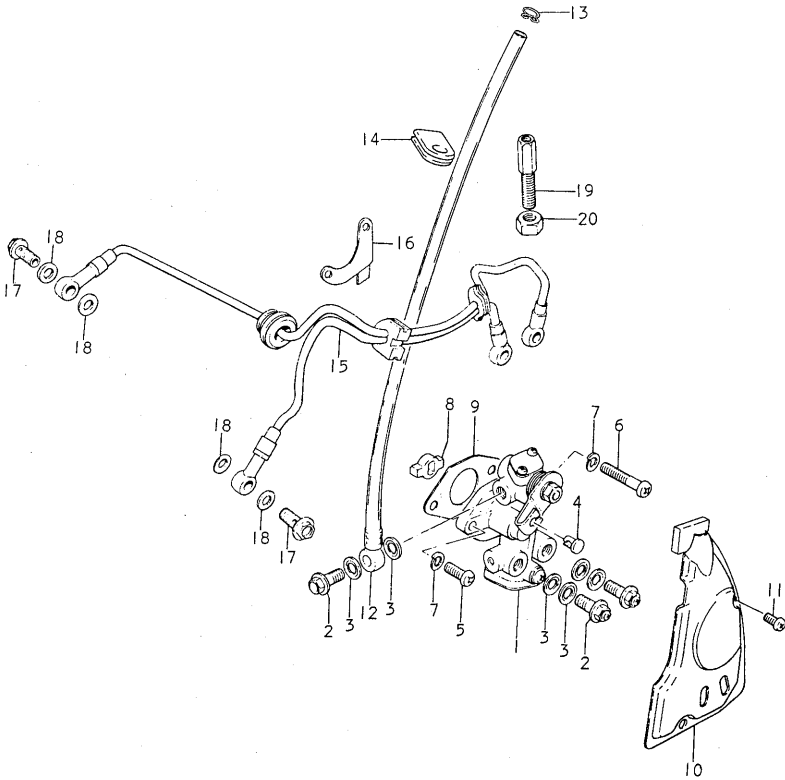


FIG.8 OIL PUMP

Ref.No.	Part No.	Description	Q'ty		Remarks
			N	DN	
1	16100-19014	OIL PUMP ASSY	1	1	
2	09360-06003	UNION BOLT	4	4	
3	09168-06002	GASKET	8	8	6.2x12x1.5
4	16292-03111	TERMINAL, cable	1	1	
5	02112-05168	SCREW	1	1	
6	02112-05308	SCREW	1	1	
7	08321-21058	LOCK WASHER	2	2	
8	16391-05030	PIECE, oil pump drive	1	1	
9	16731-03100	GASKET	1	1	
10	11385-19002	CAP, oil pump inspection	1	1	
11	02112-06108	SCREW	1	1	
12	16810-29300	HOSE, oil (1)	1	1	
13	09401-08401	CLAMP, oil hose, No.1	1	1	
14	09309-08002	GROMMET	1	1	
15	16820-19032	HOSE, oil (2)	1	1	
16	16816-19000	CLAMP	1	1	
17	09360-06003	UNION BOLT	1	1	
18	09168-06002	GASKET	2	2	6.2x12x1.5
19	09119-08014	ADJUSTER, cable	1	1	
20	08310-12088	NUT	1	1	

FIG.9 CLUTCH

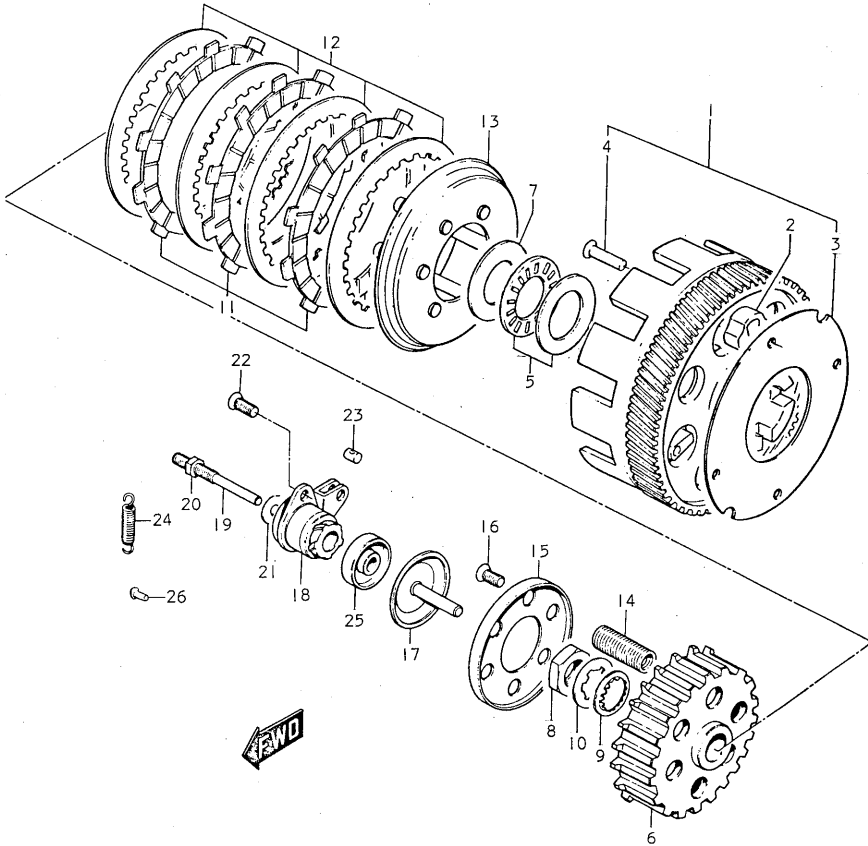


FIG.9 CLUTCH

Ref.No.	Part No.	Description	Q'ty		Remarks
			N	DN	
1	21200-22002	GEAR, primary driven	1	1	NT:73
2	21231-19040	•DUMPER	4	4	
3	21241-22000	•PLATE	1	1	
4	05022-05189	•RIVET	4	4	
5	09263-21006	BEARING	1	1	
6	21411-22000	HUB, clutch sleeve	1	1	
7	08211-17322	THRUST WASHER	1	1	
8	09140-16001	NUT	1	1	
9	09167-17001	WASHER	1	1	
10	09163-16001	LOCK WASHER	1	1	
11	21441-07200	PLATE, drive	3	3	
12	21451-22000	PLATE, driven	4	4	
13	21462-22000	DISK, pressure	1	1	
14	09440-14007	SPRING	6	6	
15	21466-07000	PLATE	1	1	
16	02122-05168	SCREW	6	6	
17	23121-22000	PIECE, push	1	1	
18	23200-22000	SCREW ASSY, release	1	1	
19	09134-06007	•SCREW, adjusting	1	1	
20	08310-22068	•NUT	1	1	
21	09160-06019	•WASHER	1	1	
22	02112-05168	SCREW	2	2	
23	23222-07000	PIECE	1	1	
24	09443-08001	SPRING	1	1	
25	09285-05005	OIL SEAL, push rod	1	1	
26	09220-04001	RIVET	1	1	

FIG.10 TRANSMISSION

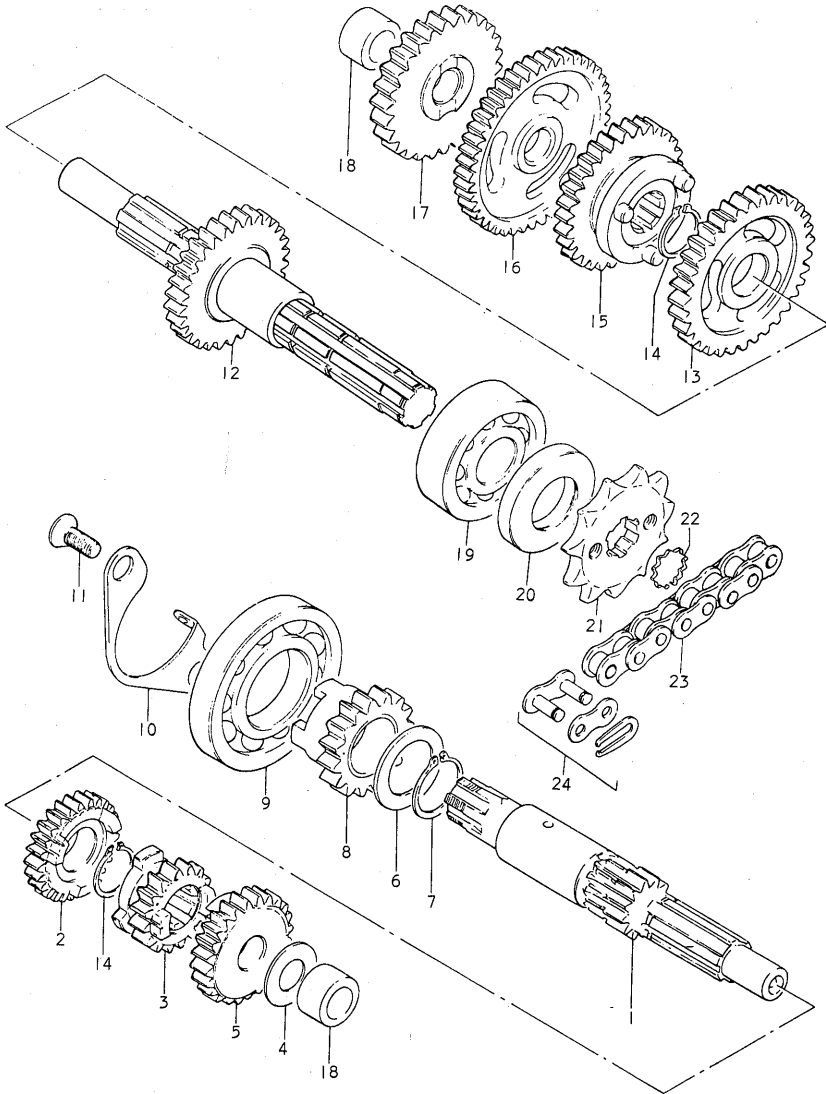


FIG.10 TRANSMISSION

Ref.No.	Part No.	Description	Q'ty N DN	Remarks
1	24121-22100	SHAFT, counter	1 1	
2	24231-22100	GEAR, 3rd drive	1 1	NT:19
3	24221-22110	GEAR, 2nd drive	1 1	NT:15
4	08211-12261	THRUST WASHER LH	1 1	
5	24241-22110	GEAR, 4th drive	1 1	NT:25
6	09160-21005	THRUST WASHER	1 1	2.1x30x1
7	08331-11219	CIRCLIP, countershaft	1 1	
8	26280-19000	GEAR, kick starter driven	1 1	NT:16
9	09262-30003	BEARING, countershaft	1 1	
10	24741-35000	RETAINER, bearing	1 1	
11	02112-06108	SCREW	2 2	
12	24130-22610	SHAFT, drive	1 1	
13	24321-22100	GEAR, 2nd driven	1 1	NT:33
14	09380-17001	CIRCLIP	2 2	
15	24331-22100	GEAR, 3rd driven	1 1	NT:30
16	24310-22100	GEAR, 1st driven	1 1	NT:44
17	26260-19002	GEAR, kick starter idle	1 1	NT:26
18	09300-12008	BUSH, missionshaft	2 2	
19	08113-62040	BEARING, driveshaft	1 1	
20	09283-20020	OIL SEAL, driveshaft	1 1	
21	27511-04000	SPROCKET	1 1	NT:12
22	27513-35000	RING	1 1	
23	27600-05011	CHAIN ASSY, drive	1 1	
24	27620-01011	JOINT, drive chain	1 1	

FIG. 11 GEAR SHIFTING

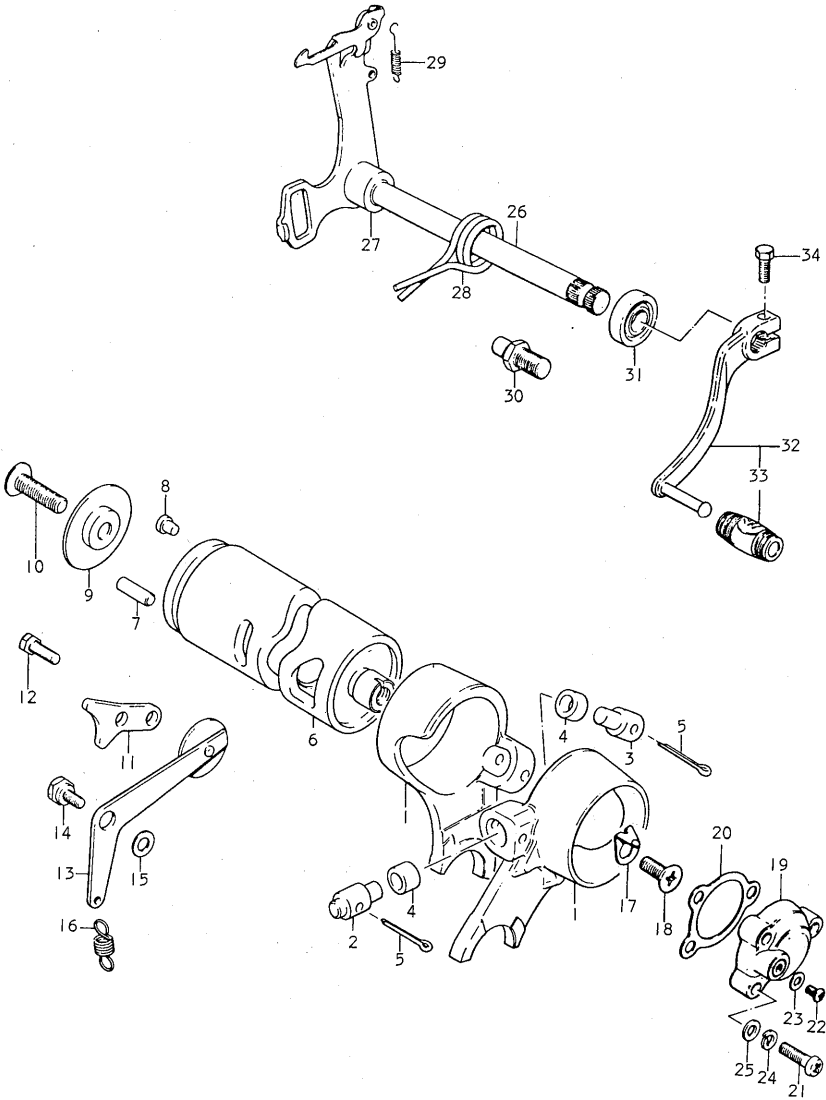


FIG.11 GEAR SHIFTING

Ref.No.	Part No.	Description	Q'ty N DN	Remarks
1	25211-22100	FORK, gear shifting	2 2	
2	09209-10002	PIN, No.1	1 1	
3	09209-10010	PIN, No.2	1 1	
4	09180-06004	ROLLER	2 2	6x9.8x6
5	04111-25208	COTTER PIN	2 2	
6	25311-22610	CAM, gear shifting	1 1	
7	09261-04002	PIN, gear shifting cam drive No.1	4 4	
8	09201-04003	PIN, gear shifting cam drive No.2	1 1	
9	25322-35000	RETAINER	1 1	
10	02122-06208	SCREW	1 1	
11	25341-23000	GUIDE, gear shifting cam	1 1	
12	01107-06168	BOLT	2 2	
13	25350-23000	STOPPER, gear shifting cam	1 1	
14	09111-06003	BOLT	1 1	
15	08322-21068	WASHER	1 1	
16	09443-07014	SPRING	1 1	
17	37711-05101	CONTACT, switch	1 1	
18	02122-06128	SCREW	1 1	

FIG.11 GEAR SHIFTING

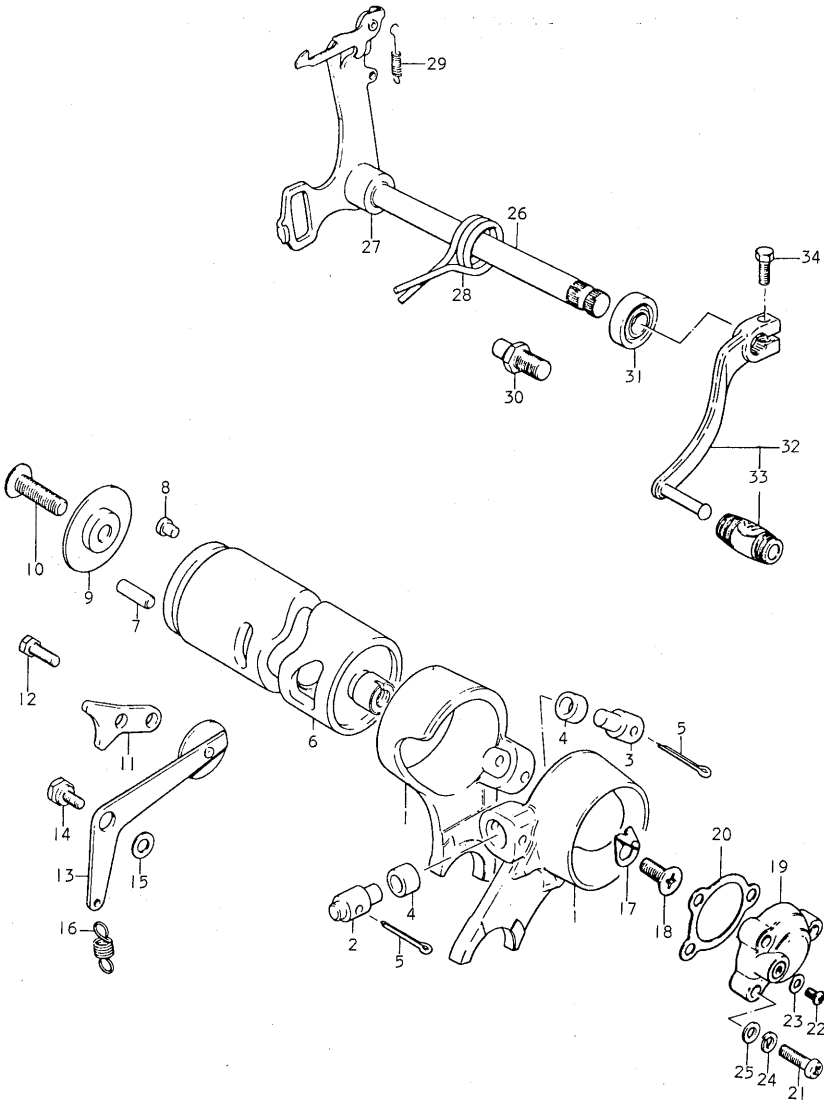


FIG.11 GEAR SHIFTING

Ref.No.	Part No.	Description	Q'ty		Remarks
			N	DN	
19	37721-05100	BODY, switch	1	1	
20	37712-01000	GASKET	1	1	
21	02112-04208	SCREW	3	3	
22	02112-03048	SCREW	1	1	
23	08322-21038	WASHER	1	1	
24	08321-21048	LOCK WASHER	3	3	
25	08322-21048	WASHER	3	3	
26	25510-22102	SHAFT, gear shifting	1	1	
27	09180-12068	SPACER	1	1	
28	09444-26005	SPRING, shaft return	1	1	
29	09443-07013	SPRING, pawl return	1	1	
30	25671-19000	STOPPER, gear shifting arm	1	1	
31	09285-12002	OIL SEAL	1	1	
32	25600-22600	LEVER, gear shifting	1	1	
33	25652-16500	RUBBER, gear shifting lever	1	1	
34	01107-06208	BOLT	1	1	

FIG.12 CYCLE SPROCKET

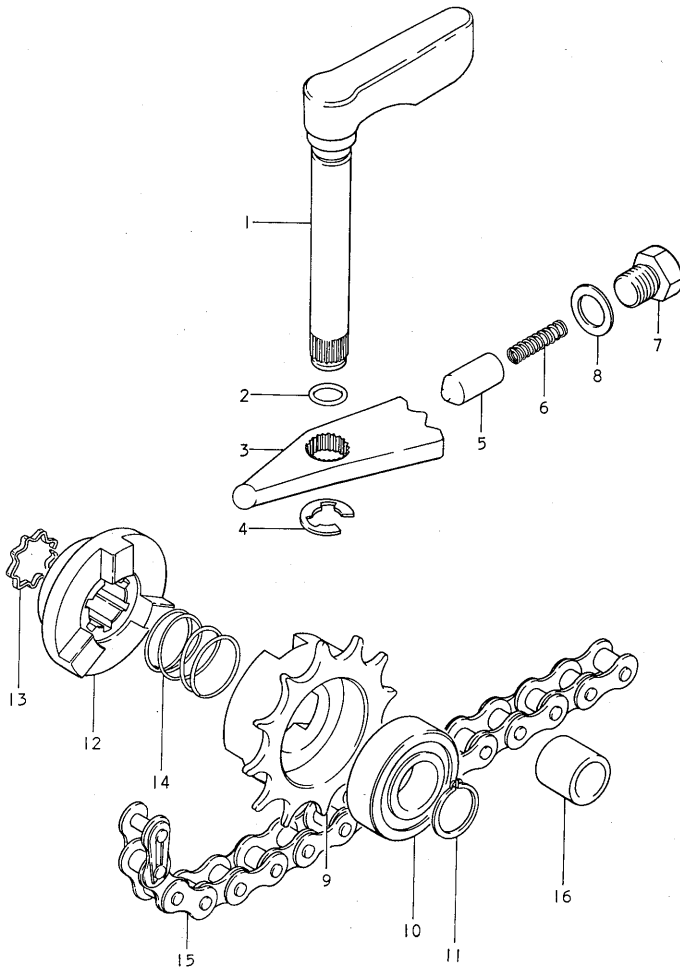


FIG.12 CYCLE SPROCKET

Ref.No.	Part No.	Description	Q'ty N DN	Remarks
1	25820-22600	LEVER, cycle sprocket shift	1 1	
2	09280-08003	O RING	1 1	
3	25812-22600	ARM, cycle sprocket shift	1 1	
4	08332-11078	E RING	1 1	
5	25351-22600	STOPPER	1 1	
6	09440-04011	SPRING	1 1	
7	09100-10004	PLUG	1 1	
8	08322-11108	WASHER	1 1	
9	27521-22600	SPROCKET, cycle	1 1	
10	08130-60027	BEARING	1 1	
11	08331-31159	CIRCLIP	1 1	
12	27522-22600	WHEEL	1 1	
13	27513-35000	RING	1 1	
14	09440-19010	SPRING	1 1	
15	27700-22600	CHAIN ASSY, cycle	1 1	
16	09343-12005	CUSHION	1 1	

FIG. 13 KICK STARTER

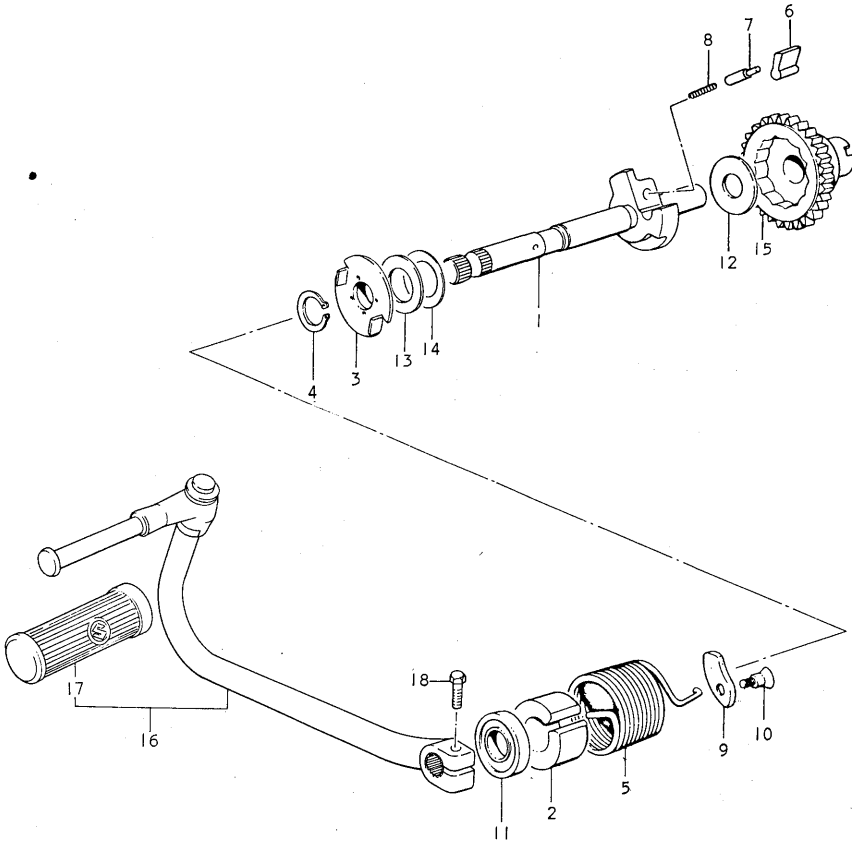


FIG.13 KICK STARTER

Ref.No.	Part No.	Description	Q'ty		Remarks
			N	DN	
1	26211-35001	SHAFT, kick starter	1	1	
2	26221-01030	GUIDE, return spring	1	1	
3	26222-01001	HOLDER, return spring	1	1	
4	08331-11149	CIRCLIP	1	1	
5	09448-38002	SPRING	1	1	
6	26231-01000	PAWL, kick starter	1	1	
7	09209-05012	PIN, pawl	1	1	
8	09440-04010	SPRING, pawl	1	1	
9	26232-06000	STOPPER	1	1	
10	09139-06002	SCREW	1	1	
11	09285-14001	OIL SEAL	1	1	14x24x6
12	08211-12302	THRUST WASHER, LH	1	1	
13	09160-14016	THRUST WASHER, RH	1	1	14x29x0.8
14	09164-14004	WAVE WASHER	1	1	
15	26241-35000	GEAR, drive	1	1	
16	26300-22601	LEVER ASSY, kick starter	1	1	
17	26352-01000	•RUBBER	1	1	
18	01107-06208	BOLT	1	1	

FIG.14 FLYWHEEL MAGNETO

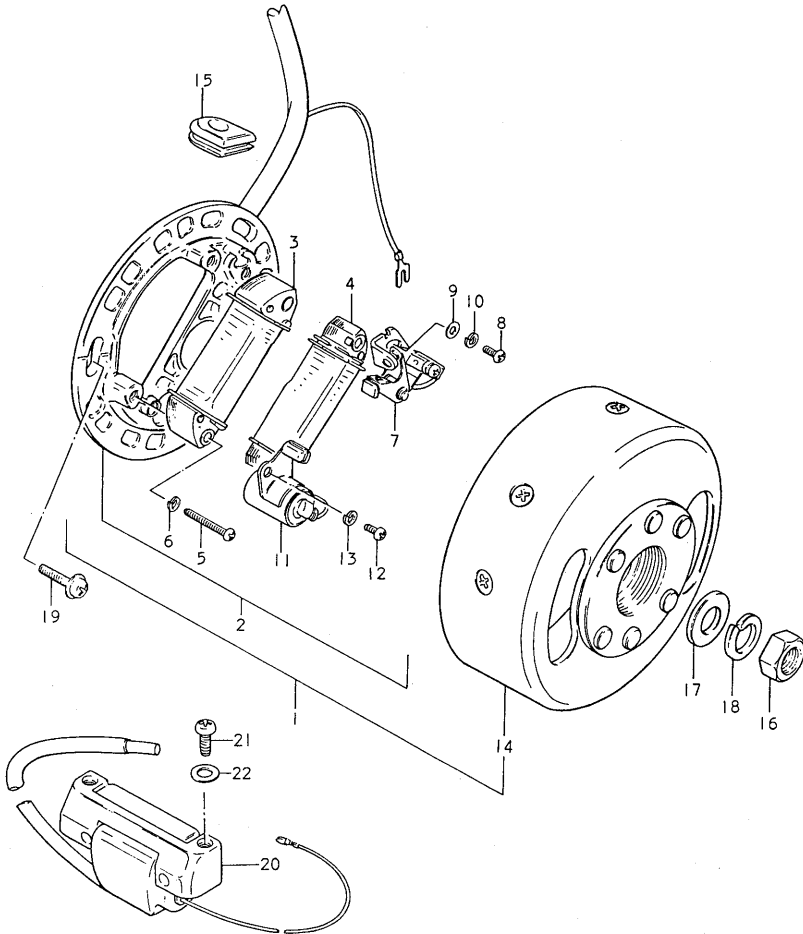


FIG.14 FLYWHEEL MAGNETO

Ref.No.	Part No.	Description	Qty N DN	Remarks
1	32100-43013	MAGNETO MAGNETO ASSY	1 1	
2	32101-43013	·STATOR ASSY	1 1	
3	32120-43013	··COIL, lighting	1 1	
4	32140-43013	··COIL, primary	1 1	
5	02111-04308	··SCREW	4 4	
6	08321-21048	··LOCK WASHER	4 4	
7	32240-43012	··CONTACT, point	1 1	
8	09125-04001	··SCREW	1 1	
9	08322-21048	··WASHER	1 1	
10	08321-21048	··LOCK WASHER	1 1	
11	32341-43012	··CONDENSER	1 1	
12	02112-04088	··SCREW	1 1	
13	08321-21048	··LOCK WASHER	1 1	
14	32102-43013	·ROTOR	1 1	
15	09309-09006	GROMMET	1 1	
16	09140-10003	NUT	1 1	
17	08322-21108	WASHER	1 1	
18	08321-21108	LOCK WASHER	1 1	
19	09139-05011	SCREW	3 3	
20	33410-19011	COIL ASSY, ignition	1 1	
21	02112-05128	SCREW	2 2	
22	08322-21058	WASHER	2 2	

FIG. 15 SPEEDOMETER

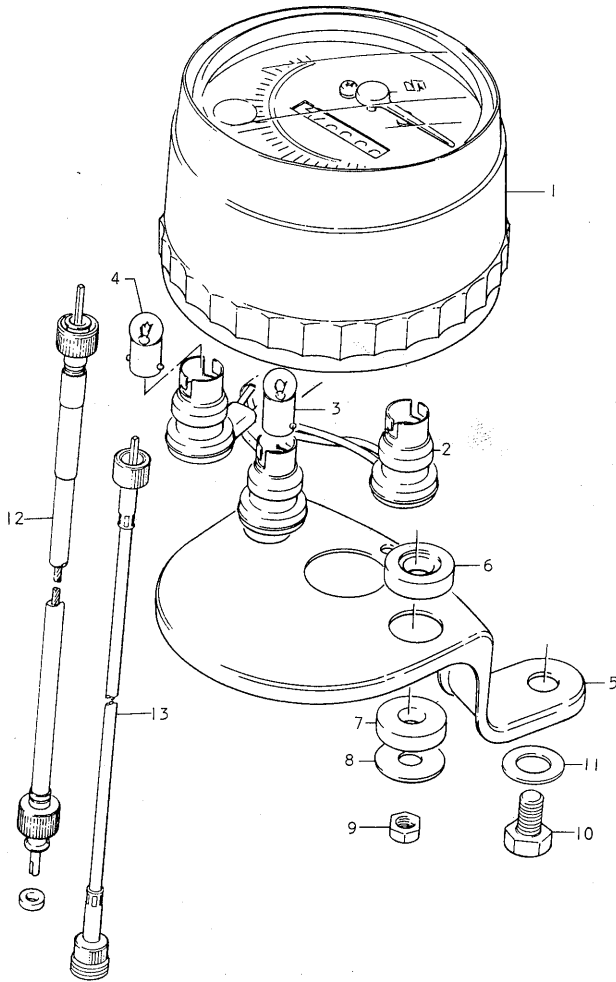


FIG.15 SPEEDOMETER

Ref.No.	Part No.	Description	Q'ty		Remarks
			N	DN	
1	34100-26016	SPEEDOMETER ASSY	1	1	Kilo
2	34170-25011	.SOCKET	1	1	
3	09471-06002	.BULB	2	2	6V, 3W
4	09471-06001	.BULB	1	1	6V, 1.7W
5	34950-26001	BRACKET, speedometer	1	1	
6	34955-20000	CUSHION, No.1	2	2	
7	09320-08004	CUSHION, No.2	2	2	
8	09160-05006	WASHER	2	2	
9	08310-11058	NUT	2	2	
10	01107-08128	BOLT	2	2	
11	08322-11088	WASHER	2	2	
12	34910-22300	CABLE ASSY, speedometer	1	-	
13	34910-22310	CABLE ASSY, speedometer	-	1	

FIG. 16 HEADLAMP

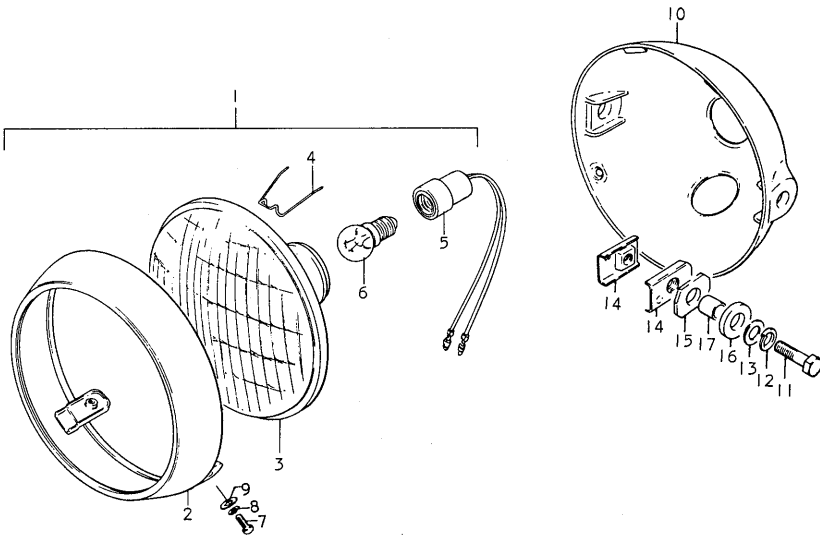


FIG.16 HEADLAMP

Ref.No.	Part No.	Description	Q'ty		Remarks
			N	DN	
1	35100-22640	HEADLAMP ASSY	1	1	
2	35111-27660	•RIM	1	1	
3	35121-22640	•UNIT	1	1	
4	35128-27660	•SPRING	3	3	
5	35171-22640	•SOCKET	1	1	
6	09471-06038	•BULB	1	1	6V, 6W
7	02112-04128	SCREW	2	2	
8	08321-21048	LOCK WASHER	2	2	
9	08322-21048	WASHER	2	2	
10	51810-27200-291	HOUSING, headlamp	1	1	
11	01204-08307	BOLT	2	2	
12	08321-21088	LOCK WASHER	2	2	
13	08322-11088	WASHER	2	2	
14	51817-06301	PLATE, housing	2	2	
15	09329-12002	CUSHION, No.1	2	2	
16	09320-12014	CUSHION, No.2	2	2	
17	09180-08001	SPACER	2	2	

FIG.17 TURN SIGNAL LAMP

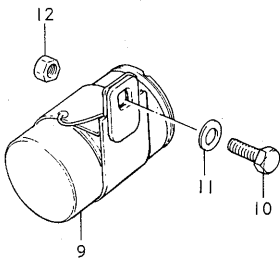
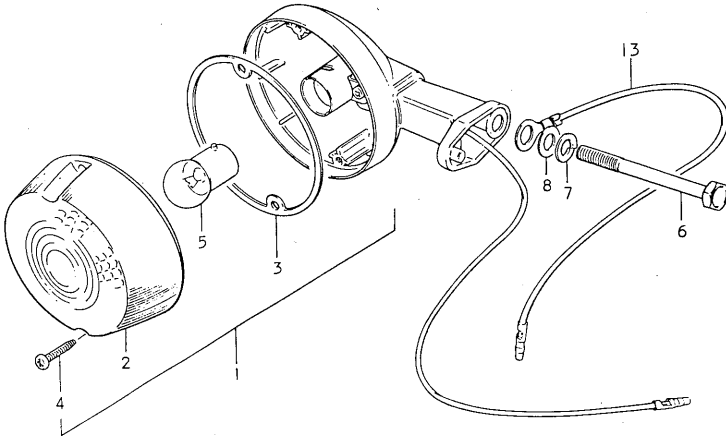


FIG.17 TURN SIGNAL LAMP

Ref.No.	Part No.	Description	Q'ty		Remarks
			N	DN	
1	35603-35600	LAMP ASSY, turn signal	4	4	
2	35612-46210	•LENS	4	4	
3	35613-06111	•GASKET	4	4	
4	35623-35600	•SCREW	8	8	
5	09471-06021	•BULB	4	4	6V, 8W
6-1	01107-06658	BOLT, front	2	2	
6-2	01107-06708	BOLT, rear	2	2	
7	08321-21068	LOCK WASHER	4	4	
8	08322-21068	WASHER	4	4	
9	38610-12110	RELAY, turn signal	1	1	
10	01107-06128	BOLT	1	1	
11	08322-21068	WASHER	1	1	
12	08310-11068	NUT	1	1	
13	36851-46200	LEAD WIRE, front turn signal	1	1	

FIG.18 REAR COMBINATION LAMP

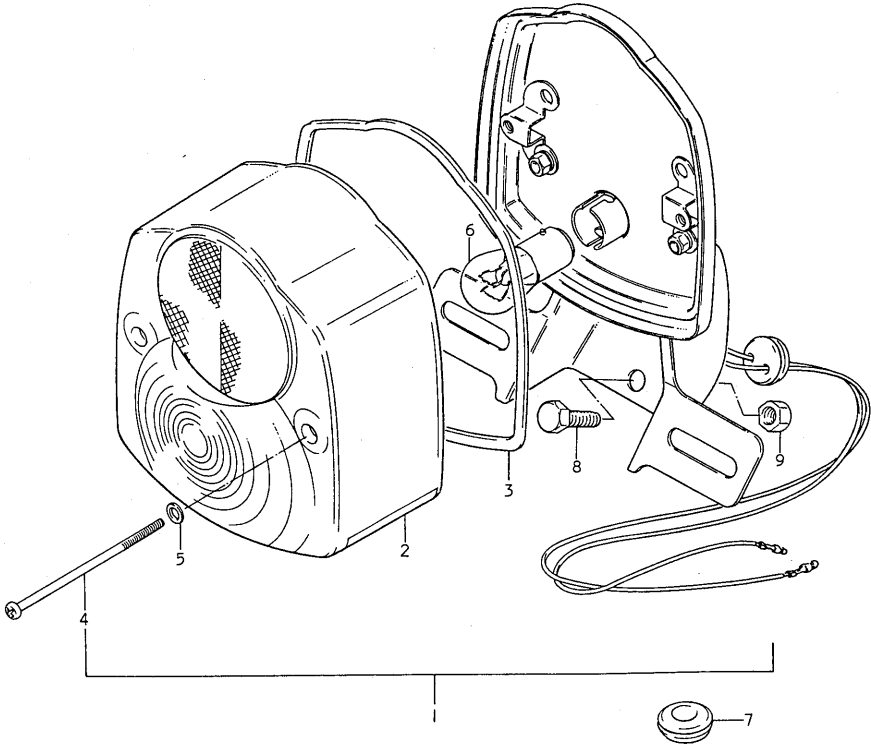


FIG.18 REAR COMBINATION LAMP

Ref.No.	Part No.	Description	Q'ty		Remarks
			N	DN	
1	35710-22650-999	LAMP ASSY, rear combination	1	1	35710-22650-999 P/No-50788
2	35712-46620	.LENS	1	1	35712-46620 → 4.0mm = 変更 (07-15)5
3	35713-46620	.GASKET	1	1	
4	35623-35110	.SCREW	2	2	
5	35627-43010	.GASKET	2	2	
6	09471-06034	BULB (Executed locally) 6V, 21/5W	1	1	HELLA/PHILIPS WVK15826
7	09308-05005	GROMMET	1	1	
8	01107-06108	BOLT	2	2	
9	08310-11068	NUT	2	2	

FIG.19 ELECTRICAL (1)

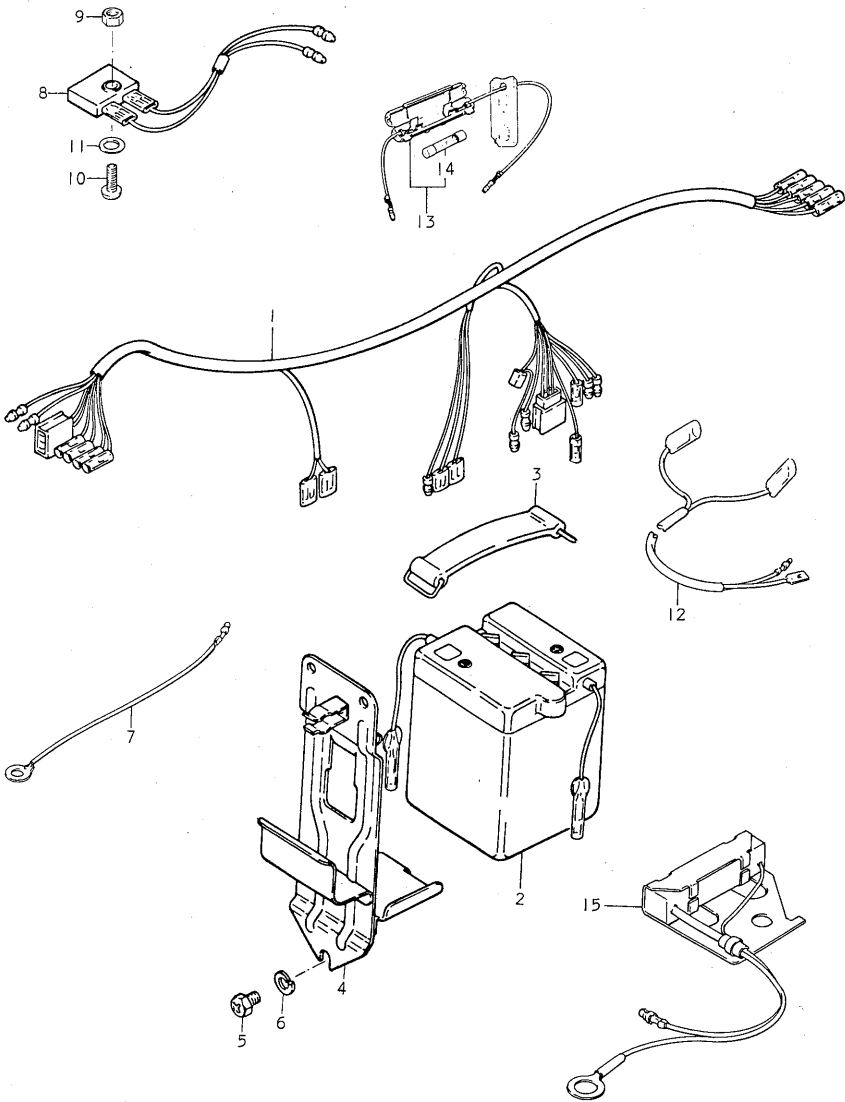


FIG.19 ELECTRICAL (1)

Ref.No.	Part No.	Description	Q'ty N DN	Remarks
1	36610-22601	WIRING HARNESS	1 1	
2	33610-03010	BATTERY ASSY	1 1	6V, 4AH
3	09462-00007	BAND, battery	1 1	
4	41540-05100	HOLDER, battery	1 1	
5	09128-06004	SCREW	3 3	
6	08321-21068	LOCK WASHER	3 3	
7	36862-27690	LEAD WIRE, battery (-)	1 1	
8	32800-19063	RECTIFIER, silicon	1 1	
9	08310-11058	NUT	1 1	
10	02112-05208	SCREW	1 1	
11	08322-21058	WASHER	1 1	
12	36852-22620	LEAD WIRE, rectifier	1 1	
13	36740-35011	FUSE CASE ASSY	1 1	
14	09481-10001	FUSE	1 1	10A
15	36500-35013	RESISTOR	1 1	

FIG.20 ELECTRICAL (2)

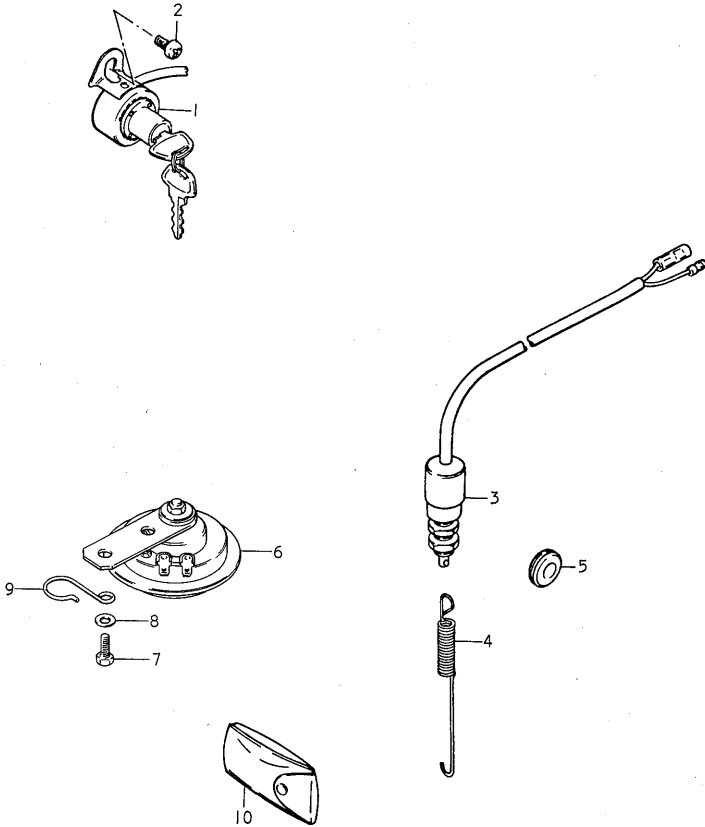


FIG.20 ELECTRICAL (2)

Ref.No.	Part No.	Description	Q'ty		Remarks
			N	DN	
1	37110-22600	SWITCH ASSY, ignition	1	1	
2	02112-06088	SCREW	2	2	
3	37740-19051	SWITCH ASSY, brake lamp	1	1	
4	09443-06019	SPRING	1	1	
5	09308-12001	GROMMET	1	1	
6	38500-30641	HORN	1	1	
7	01107-08128	BOLT	1	1	
8	08322-11088	WASHER	1	1	
9	36619-23300	CLIP	1	1	
10	09800-00108	TOOL SET	1	1	

FIG.21 FRAME - FRAME COVER

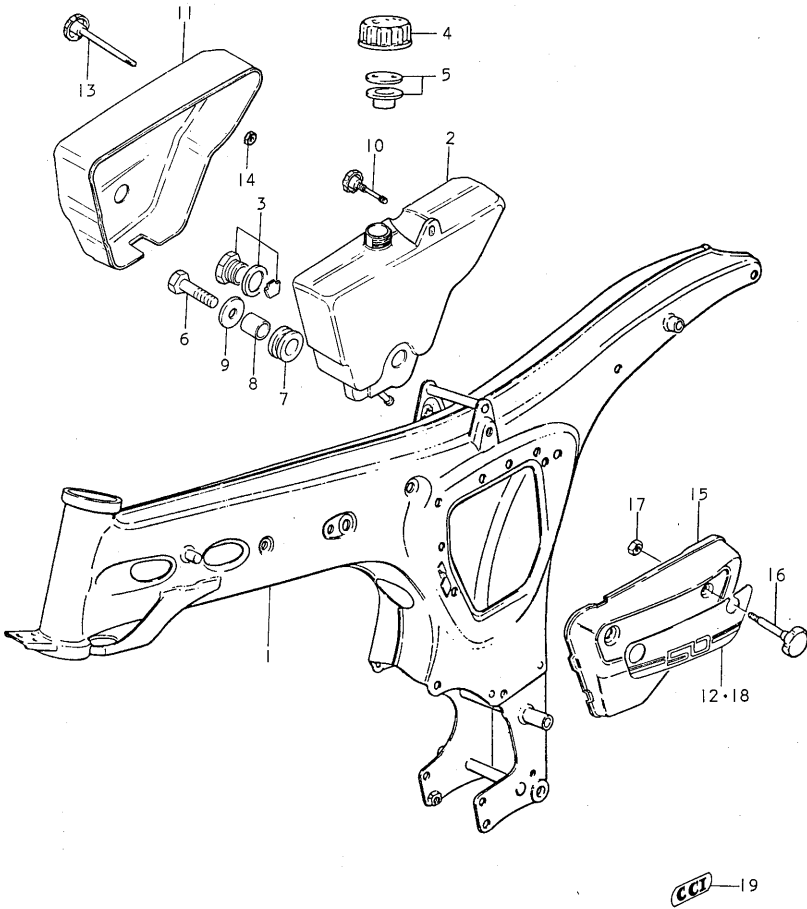


FIG.21 FRAME - FRAME COVER

Ref.No.	Part No.	Description	Q'ty		Remarks
			N	DN	
1	41100-22501-019	FRAME	1	1	
2	44611-22010	OIL TANK	1	1	
3	44600-31831	LENS SET, oil inspection	1	1	
4	44651-05003	CAP, oil tank	1	1	
5	44600-30832	GASKET SET, oil tank cap	1	1	
6	01107-06258	BOLT	1	1	
7	09320-10008	CUSHION, oil tank	1	1	
8	09180-06050	SPACER, oil tank	1	1	
9	09160-06007	WASHER	1	1	6.5x18x1.6
10	44810-22000	KNOB, oil tank	1	1	
11	47111-22010-291	COVER, frame RH	1	1	
12-1	68131-22310-07P	EMBLEM, frame cover, RH	1	1	
12-2	68131-22310-05H	EMBLEM, frame cover, RH	1	1	
13	47230-19102	KNOB, frame RH cover	1	1	
14	08310-22068	NUT	1	1	
15	47211-22010-291	COVER, frame LH	1	1	
16	47230-03002	KNOB, frame LH cover	1	1	
17	08310-22068	STOPPER	1	1	
18-1	68141-22310-07P	EMBLEM, frame cover, LH	1	1	
18-2	68141-22310-05H	EMBLEM, frame cover, LH	1	1	
19	68171-26000	EMBLEM (CCI)	1	1	

FIG.22 STAND - BRAKE PEDAL

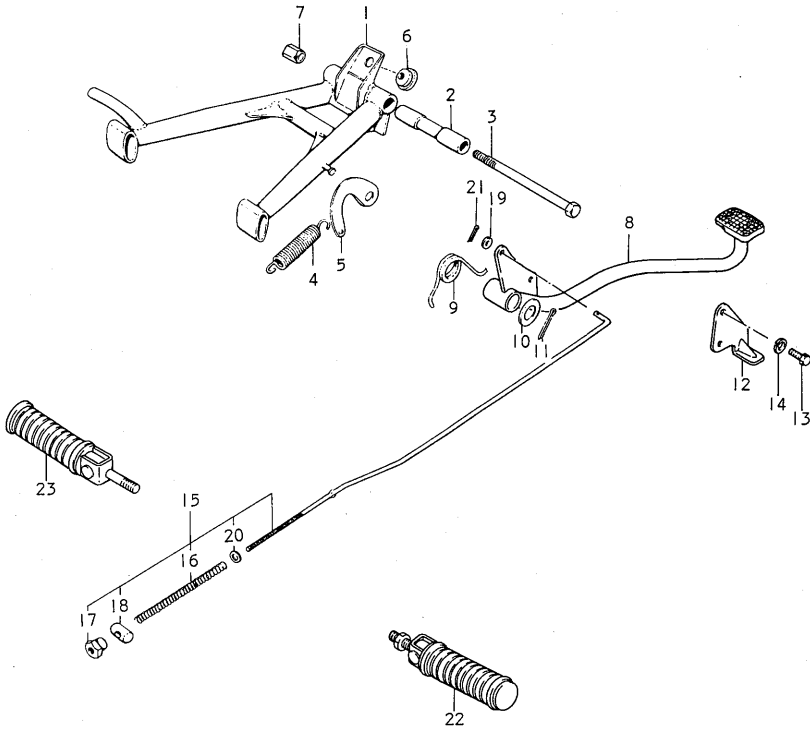


FIG.22 STAND - BRAKE PEDAL

Ref.No.	Part No.	Description	Q'ty N DN	Remarks
1	42100-22301	STAND, center	1 1	
2	42211-03001	SPACER	1 1	
3	42221-03001	BOLT	1 1	
4	09443-16002	SPRING	1 1	
5	42251-03002	HOOK, spring	1 1	
6	09321-10001	CUSHION	1 1	
7	42231-09000	NUT	1 1	
8	43110-22600	PEDAL, brake	1 1	
9	09448-31010	SPRING	1 1	
10	09160-15002	WASHER	1 1	15.5x26x2.3
11	04111-30308	COTTER PIN	1 1	
12	43221-22600	STOPPER, brake pedal	1 1	
13	01107-08168	BOLT	1 1	
14	08321-21088	LOCK WASHER	1 1	
15	43300-25000	BRAKE ROD ASSY	1 1	
16	09440-09004	-SPRING	1 1	
17	09150-06001	-NUT	1 1	
18	09209-11002	-PIN	1 1	
19	08322-21058	-WASHER	1 1	
20	08322-21068	-WASHER	1 1	
21	04111-20208	-COTTER PIN	1 1	
22	43600-03001	FOOTREST ASSY, pillion	1 1	
23	43600-22600	FOOTREST ASSY, pillion	1 1	

FIG.23 FUEL TANK

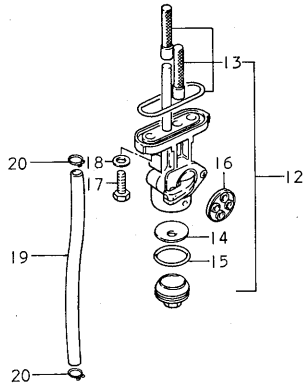
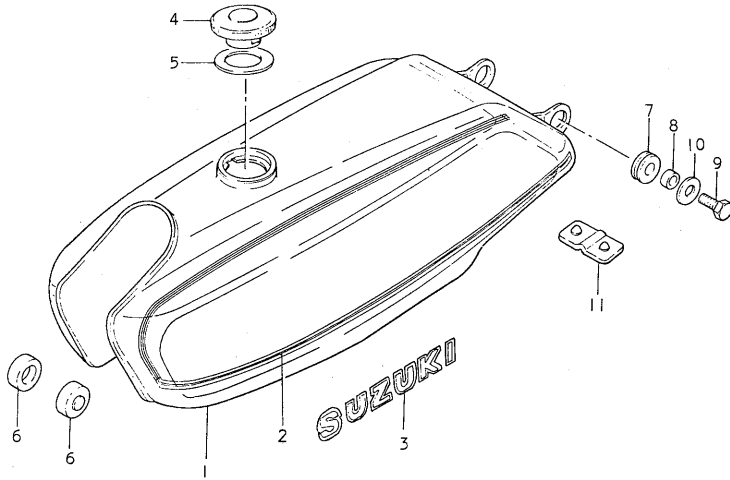


FIG.23 FUEL TANK

Ref.No.	Part No.	Description	Q'ty		Remarks
			N	DN	
1-1	44100-22310-07P	TANK, fuel	1	1	
1-2	44100-22310-05H	TANK, fuel	1	1	
2	68101-22830-65M	.TAPE SET, striping	1	1	
3	68111-46600-742	.EMBLEM	2	2	
4	44210-23300	CAP, fuel tank	1	1	
5	85413-70000	GASKET	1	1	
6	09329-10005	CUSHION, front	2	2	
7	09320-09002	CUSHION, rear	2	2	
8	09180-06002	SPACER	2	2	6.8x10x7
9	01107-06168	BOLT	2	2	
10	09160-06004	WASHER	2	2	6.5x24x1.6
11	09321-05006	CUSHION	1	1	
12	44300-22670	COCK ASSY, fuel	1	1	
13	44300-28817	.FILTER SET	1	1	
14	44344-28070	.CLEANER	1	1	
15	44346-28070	.GASKET, cup	1	1	
16	44341-28070	.GASKET, lever	1	1	
17	09128-06002	BOLT	2	2	
18	09168-06010	GASKET	2	2	
19	09343-05037	HOSE, fuel	1	1	5x8.2x420
20	09401-08402	CLIP, fuel hose	2	2	

FIG. 24 SEAT

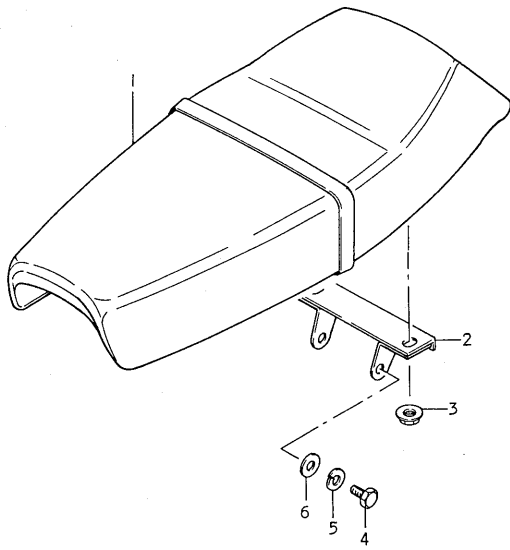


FIG.24 SEAT

Ref.No.	Part No.	Description	Q'ty N DN	Remarks
1	45100-22640-866	SEAT ASSY	1 1	
2	45220-22640	PLATE, seat hook rear	1 1	
3	08319-31088	NUT	2 2	
4	01107-08258	BOLT	2 2	
5	08321-21088	LOCK WASHER	2 2	
6	08322-11088	WASHER	2 2	

FIG.25 FRONT FORK

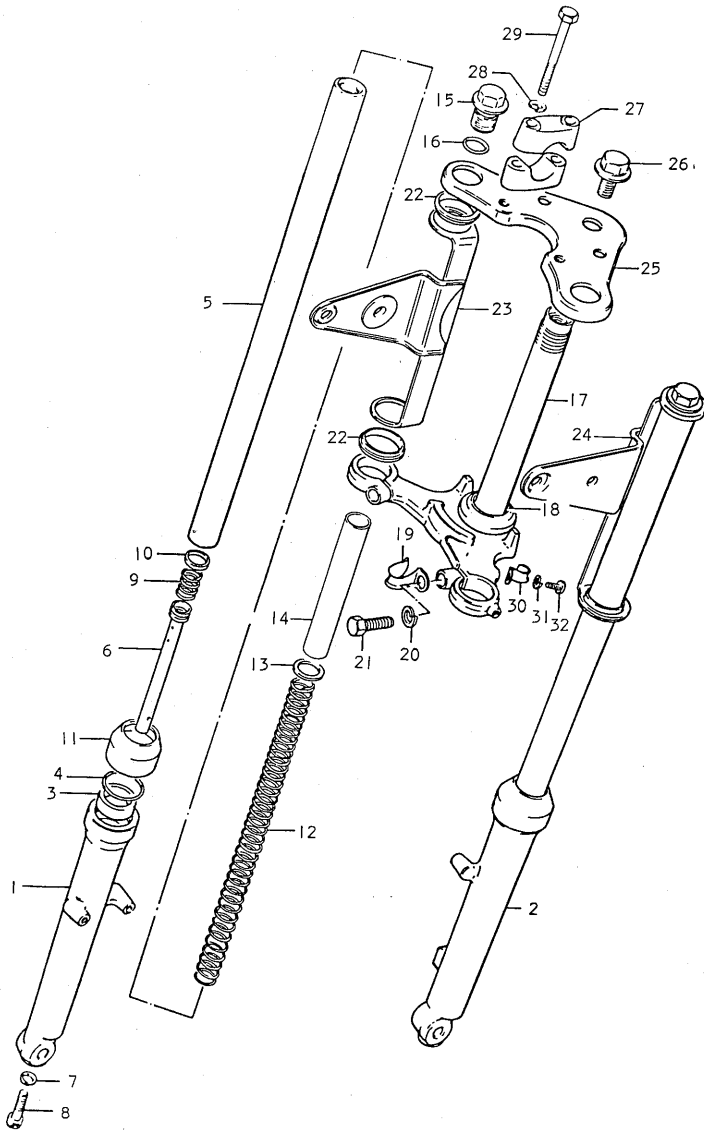


FIG.25 FRONT FORK

Ref.No.	Part No.	Description	Q'ty N	Remarks
	51100-23701-291	FORK ASSY, front	1	
1	51131-23680	·OUTER TUBE, RH	1	
2	51141-23680	·OUTER TUBE, LH	1	
3	51153-46100	·OIL SEAL	2	
4	51156-46100	·STOPPER RING, oil seal	2	
5	51110-23641	·FORK PIPE	2	
6	51146-23640	·SEAT PIPE	2	
7	51148-31030	·GASKET	2	
8	51147-31030	·BOLT	2	
9	51177-46100	·REBOUND SPRING	2	
10	51196-46100	·PISTON RING	2	
11	51571-46100	·DUST SEAL	2	
12	51171-23641	·SPRING	2	
13	51192-46100	·SEAT, spring	2	
14	51176-46100	·COLLAR, spring	2	
15	51351-46190	·BOLT	2	
16	51181-46190	·O RING	2	
17	51410-23640	·STEERING STEM	1	
18	51622-20001	··OUTER RACE	1	
19	51452-08030	·CLIP	1	
20	08321-21108	·LOCK WASHER	2	
21	01107-10308	·BOLT	2	
22	51553-46100	·CUSHION	4	

FIG. 25 FRONT FORK

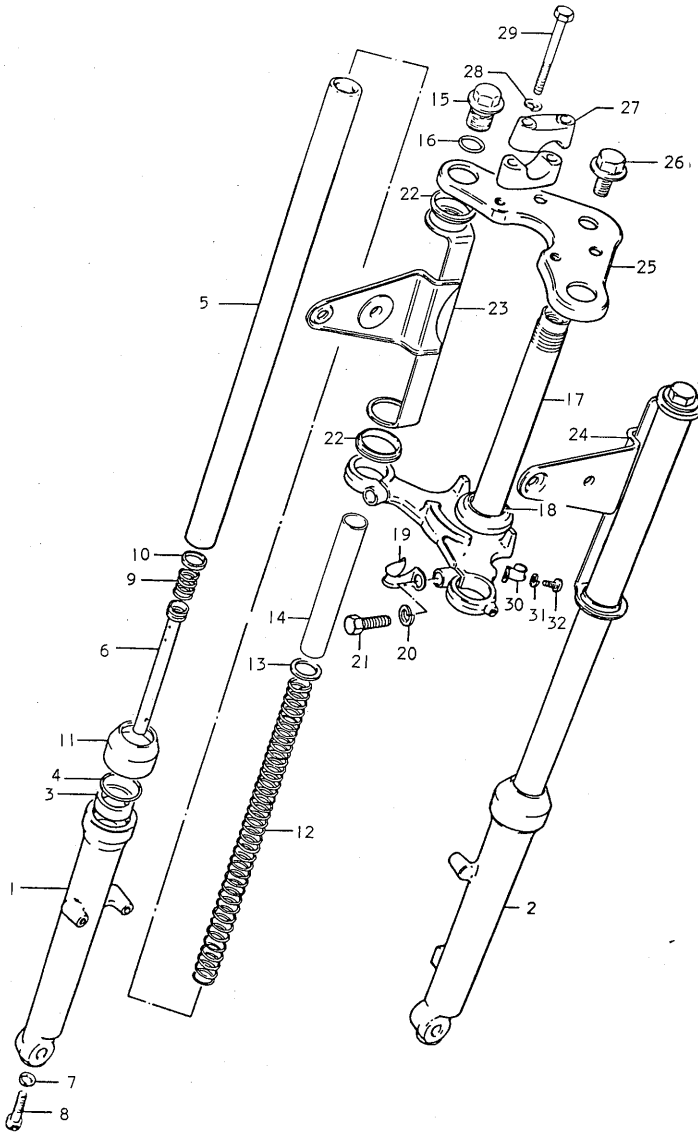


FIG.25 FRONT FORK

Ref.No.	Part No.	Description	Q'ty N	Remarks
23	51530-23670-291	·BRACKET, headlamp RH	1	
24	51540-23670-291	·BTACKET, headlamp LH	1	
25	51310-23641-291	·STEERING STEM HEAD	1	
26	51352-46101	·BOLT	1	
27	56211-27130-291	·HOLDER, handle	4	
28	08321-21088	·LOCK WASHER	4	
29	01107-08558	·BOLT	4	
30	51452-05130	·CLIP	1	
31	08321-21068	·LOCK WASHER	1	
32	02112-06128	·SCREW	1	

FIG. 26 FRONT FORK

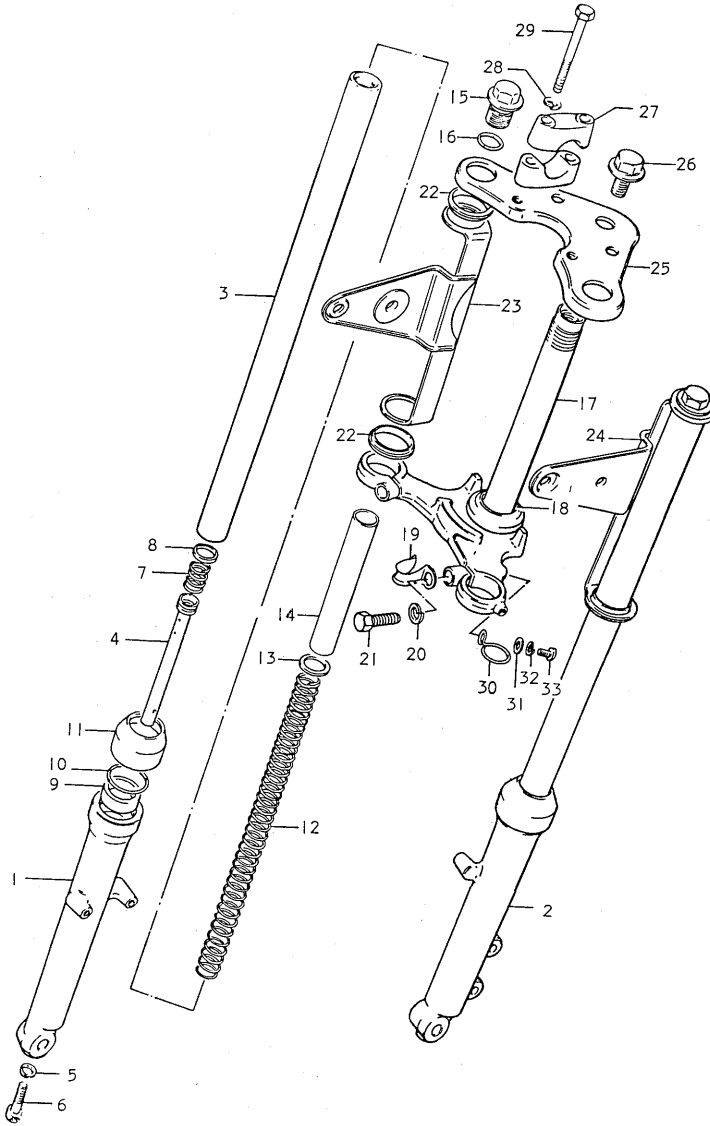


FIG.26 FRONT FORK

Ref.No.	Part No.	Description	Q'ty DN	Remarks
	51100-23671-291	FORK ASSY, front	1	
1	51131-23640	•OUTER TUBE, RH	1	
2	51141-23640	•OUTER TUBE, LH	1	
3	51110-23641	•FORK PIPE	2	
4	51146-23640	•SEAT PIPE	2	
5	51148-31030	•GASKET	2	
6	51147-31030	•BOLT	2	
7	51177-46100	•REBOUND SPRING	2	
8	51196-46100	•PISTON RING	2	
9	51153-46100	•OIL SEAL	2	
10	51156-46100	•STOPPER RING, oil seal	2	
11	51571-46100	•DUST SEAL	2	
12	51171-23641	•SPRING	2	
13	51192-46100	•SEAT, spring	2	
14	51176-46100	•COLLAR, spring	2	
15	51351-46190	•BOLT	2	
16	51181-46190	•O RING	2	
17	51410-23640	•STEERING STEM	1	
18	51622-20001	••OUTER RACE	1	
19	51452-08030	•CLIP	1	
20	08321-21108	•LOCK WASHER	2	
21	01107-10308	•BOLT	2	
22	51553-46100	•CUSHION	4	

FIG. 26 FRONT FORK

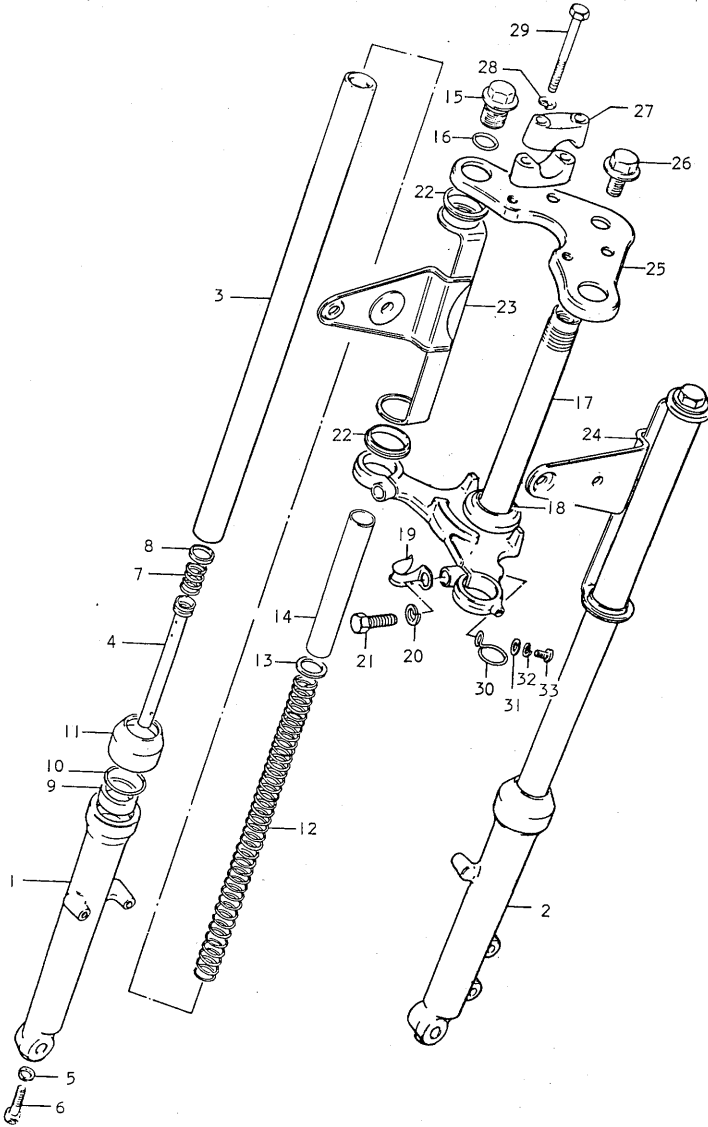


FIG.26 FRONT FORK

Ref.No.	Part No.	Description	Q'ty DN	Remarks
23	51530-23670-291	·BRACKET, headlamp RH	1	
24	51540-23670-291	·BRACKET, headlamp LH	1	
25	51310-23641-291	·STEERING STEM HEAD	1	
26	51352-46101	·BOLT	1	
27	56211-27130-291	·HOLDER, handle	4	
28	08321-21088	·LOCK WASHER	4	
29	01107-08558	·BOLT	4	
30	51452-46100	·CLIP	1	
31	08322-21068	·WASHER	1	
32	08321-21068	·LOCK WASHER	1	
33	02112-06128	·SCREW	1	

FIG. 27 FENDER

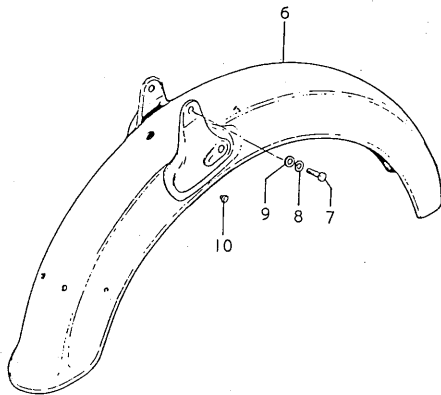
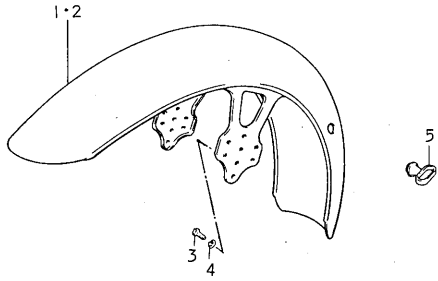


FIG.27 FENDER

Ref.No.	Part No.	Description	Q'ty		Remarks
			N	DN	
1	53110-22320	FENDER, front	1	-	
2	53110-22310	FENDER, front	-	1	
3	01107-06108	BOLT	4	4	
4	08321-21068	LOCK WASHER	4	4	
5	58621-21203	GUIDE, cable	1	1	
6	63110-22609	FENDER, rear	1	1	
7	01107-06128	BOLT	2	2	
8	08321-21068	LOCK WASHER	2	2	
9	08322-11068	WASHER	2	2	
10	09250-07001	CAP, rear fender	2	2	

FIG. 28 FRONT WHEEL

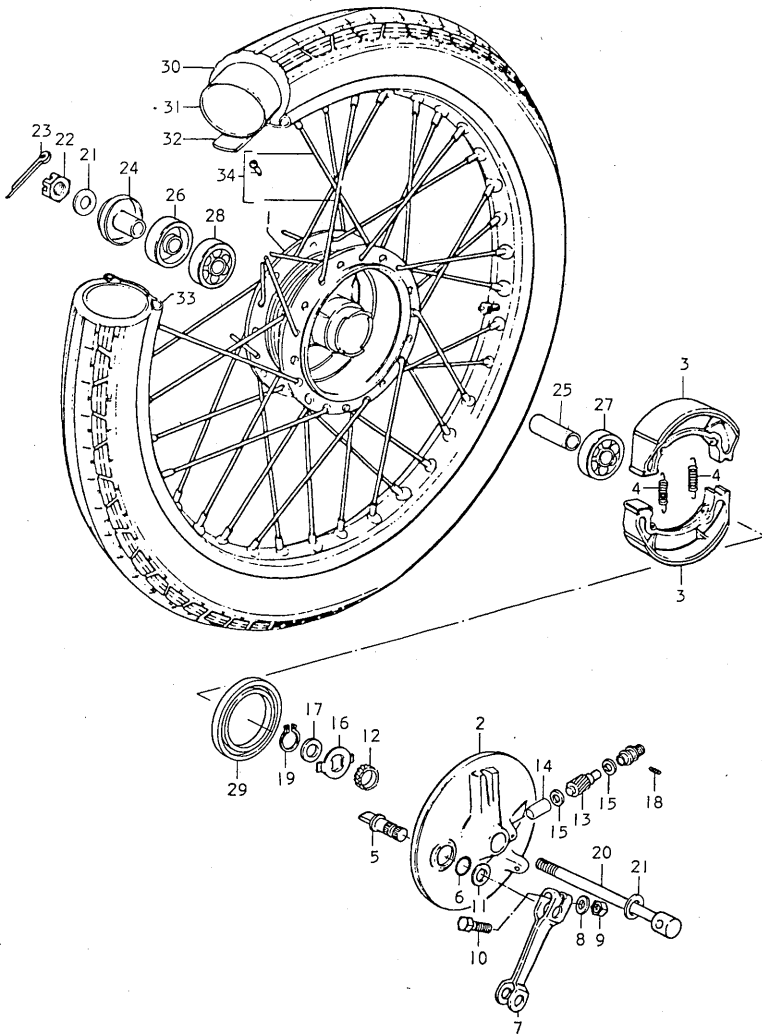


FIG.28 FRONT WHEEL

Ref.No.	Part No.	Description	Q'ty N	Remarks
1	54110-46001	HUB, front wheel	1	
2	54210-46102	PANEL, front brake	1	
3	54410-01005	SHOE, brake	2	
4	09443-07001	SPRING	2	
5	54441-29301	CAM, brake	1	
6	09280-14003	DUST SEAL	1	
7	54451-46110	LEVER, brake cam	1	
8	08322-21068	WASHER	1	
9	08310-11068	NUT	1	
10	09100-06078	BOLT	1	
11	09160-14001	WASHER, dust seal	1	
12	54611-03001	GEAR, speedometer	1	
13	54621-03000	PINION, speedometer	1	
14	54632-01001	BUSHING	1	
15	09160-05001	THRUST WASHER	2	5.1x9x0.4
16	54661-03000	DRIVER, drive gear	1	
17	09160-16005	THRUST WASHER	1	
18	09134-03101	SCREW	1	
19	08331-31159	CIRCLIP	1	
20	54711-26100	AXLE, front	1	
21	08322-11108	WASHER	2	
22	08314-31108	NUT	1	
23	04111-20208	COTTER PIN	1	
24	54740-26100	SPACER, axle RH	1	
25	09180-10005	SPACER, hub	1	

FIG. 28 FRONT WHEEL

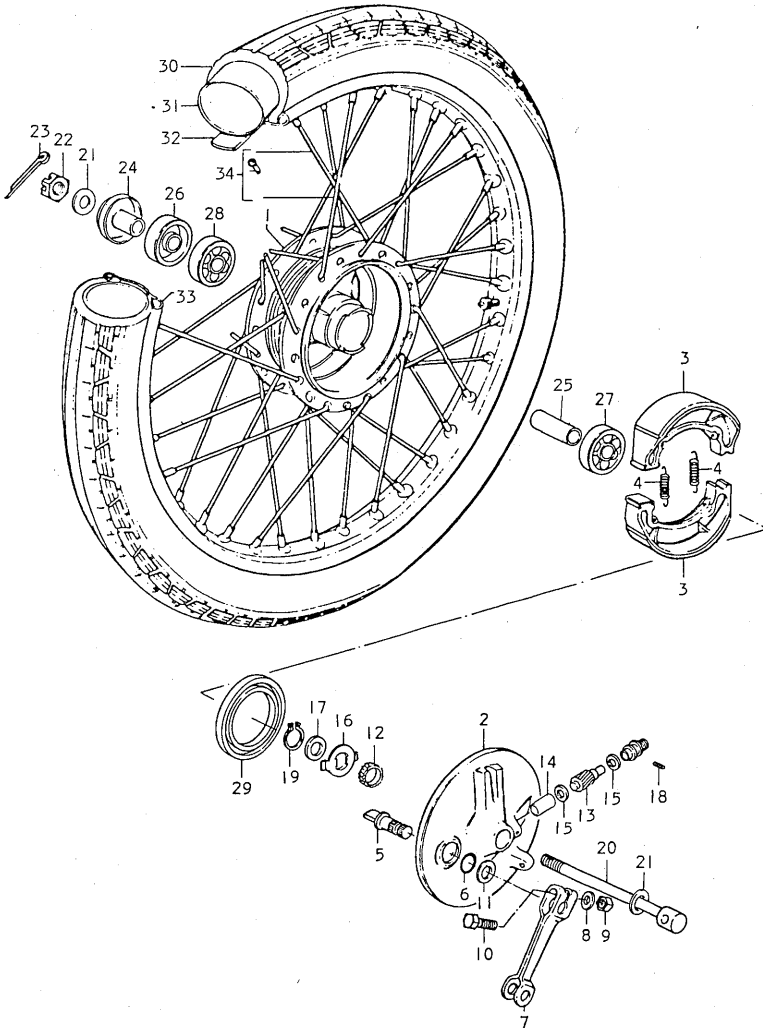


FIG.28 FRONT WHEEL

Ref.No.	Part No.	Description	Q'ty N	Remarks
26	09284-15001	OIL SEAL	1	15x31x9.5
27	08143-63007	BEARING, LH	1	
28	08113-62007	BEARING, RH	1	
29	09285-43001	OIL SEAL	1	43x58x7
30	55100-01011	TIRE	1	2.25-17
31	55200-01011	TUBE, inner	1	2.25-17
32	55261-01010	PROTECTOR	1	
33	55311-01020	RIM, wheel	1	
34	55301-01812	SPOKE SET	1	

FIG.29 FRONT WHEEL

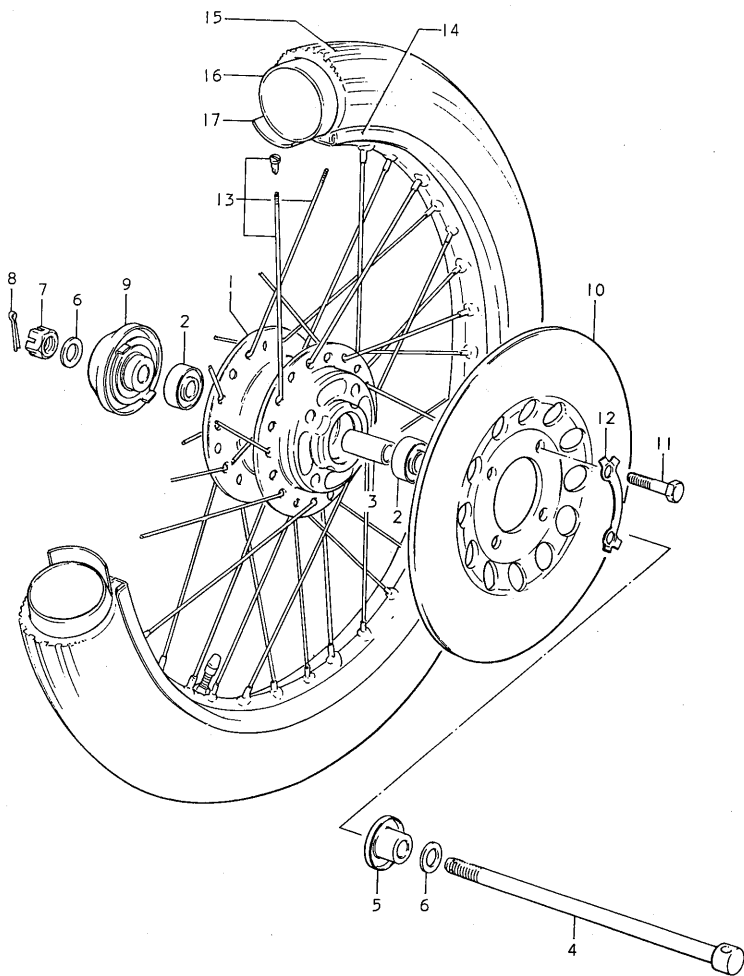


FIG.29 FRONT WHEEL

Ref.No.	Part No.	Description	Q'ty DN	Remarks
1	54111-46100	HUB, front	1	
2	08123-63007	BEARING	2	
3	09180-10005	SPACER	1	
4	54711-26100	AXLE, front	1	
5	54750-46100	SPACER	1	
6	08322-11108	WASHER	2	
7	08314-31108	NUT	1	
8	04111-20208	COTTER PIN	1	
9	54600-46100	BOX, speedometer.gear	1	
10	59211-46100	BRAKE, disk	1	
11	09100-08094	BOLT	4	
12	09169-08019	WASHER	2	
13	55300-46810	SPOKE SET	1	
14	55311-22600	RIM, wheel	1	
15	55100-01011	TIRE	1	2.25-17
16	55200-01011	TUBE, inner	1	2.25-17
17	55261-01010	PROTECTOR, inner tube	1	

FIG. 30 HANDLEBAR - CONTROL CABLE

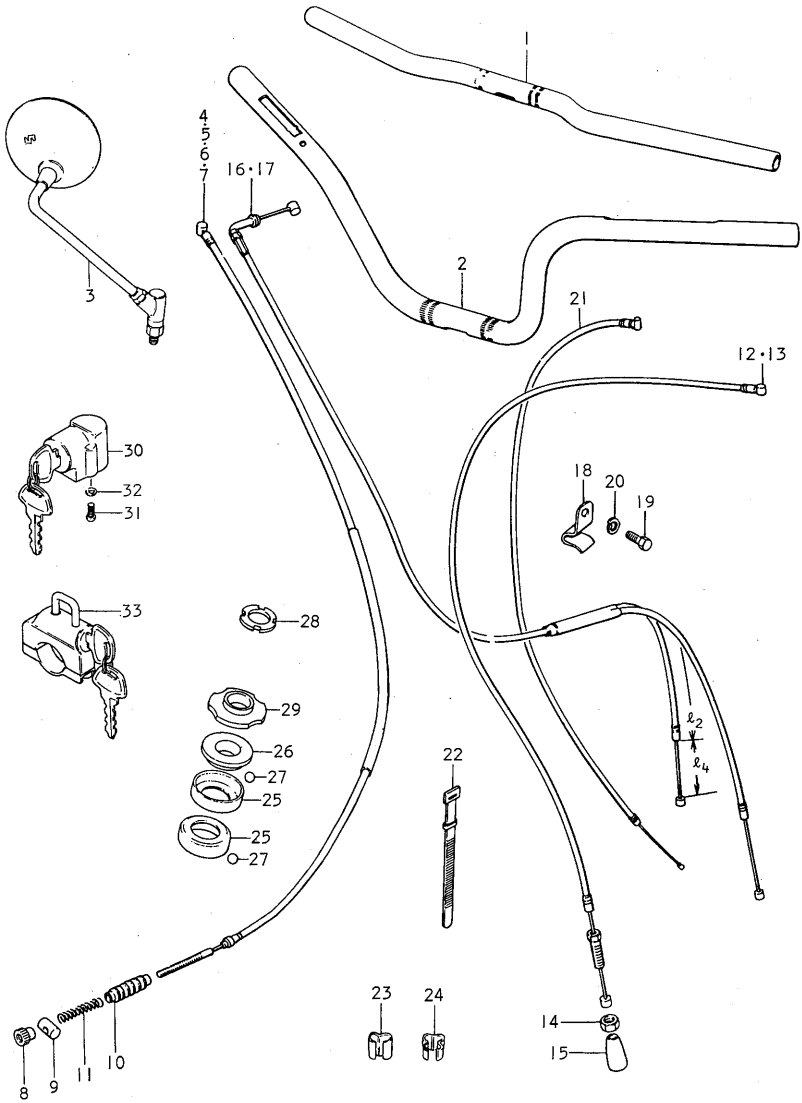


FIG.30 HANDLEBAR - CONTROL CABLE

Ref.No.	Part No.	Description	Q'ty N DN	Remarks
1	56111-20001	HANDLEBAR	1 1	Flat Handle
2	56111-20712	HANDLEBAR	1 1	Semi Western
3	56500-22600	MIRROR ASSY, rear view	1 1	
4	58100-03731	CABLE ASSY, brake	1 -	For Semi Western
5	58100-07721	CABLE ASSY, brake	1 -	For Flat
6	58100-22601	CABLE ASSY, brake	- 1	For Semi Western
7	58100-22611	CABLE ASSY, brake	- 1	For Flat
8	09150-05101	.NUT	1 -	
9	09209-10001	.PIN	1 -	
10	09287-07001	.BOOT	1 -	
11	09440-06003	.SPRING	1 -	
12	58200-05700	CABLE ASSY, clutch	1 1	For Flat
13	58200-07711	CABLE ASSY, clutch	1 1	For Semi Western
14	08310-12088	.NUT	1 1	F/MS-1070912012 井筒部 C19-1466
15	09287-07002	.BOOT	1 1	
16	58300-22600	CABLE ASSY, throttle	1 1	For Flat
17	58300-22630	CABLE ASSY, throttle	1 1	For Semi Western
18	09403-09304	CLAMP, throttle cable connector	1 1	
19	01107-06108	BOLT	1 1	
20	08321-21068	LOCK WASHER	1 1	

FIG. 30 HANDLEBAR - CONTROL CABLE

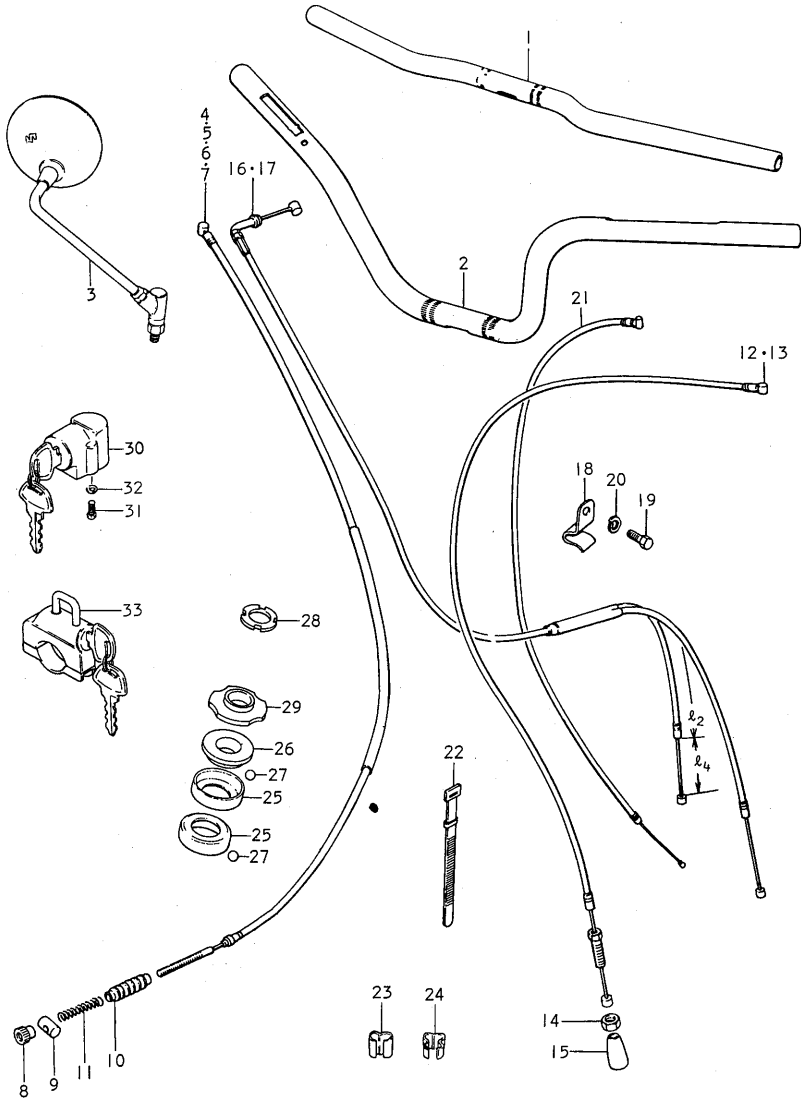


FIG.30 HANDLEBAR - CONTROL CABLE

Ref.No.	Part No.	Description	Q'ty N DN	Remarks
21	58410-01751	CABLE, starter	1 1	For Flat & Semi Western
22	09407-06401	CLIP	2 2	
23	09408-00002	CLIP	1 1	
24	09408-00014	CLIP	1 1	
25	51611-20002	RACE, steering inner	2 2	
26	51621-25000	RACE, steering upper outer	1 1	
27	06111-06003	STEEL BALL	44 44	
28	51631-05000	NUT, stem	1 1	
29	51643-06001	DUST SEAL	1 1	
30	51910-25310	LOCK ASSY, steering	1 1	
31	02112-05128	SCREW	2 2	
32	08322-21058	LOCK WASHER	2 2	
33	90001-31817	LOCK ASSY, helmet	1 1	

FIG. 31 HANDLE SWITCH

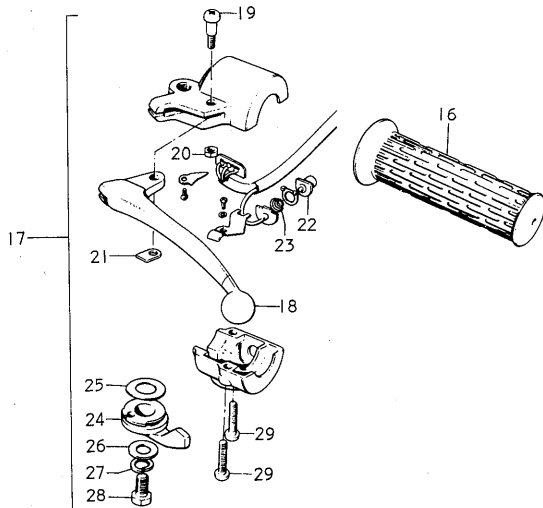
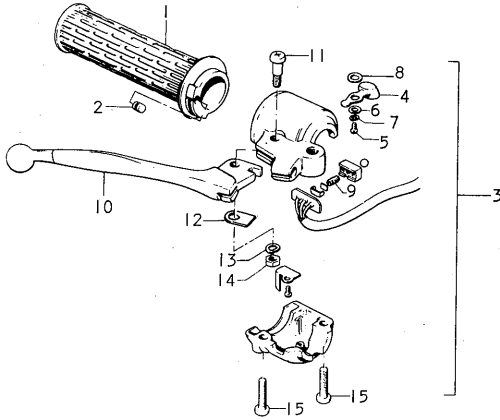


FIG.31 HANDLE SWITCH

Ref.No.	Part No.	Description	Q'ty		Remarks
			N	DN	
1	57110-20010	GRIP ASSY, throttle	1	1	
2	58631-07010	PIECE, throttle grip end	1	1	
3	57300-20625	BRAKE LEVER & SWITCH ASSY	1	1	
4	57320-01011	•KNOB, switch	1	1	
5	09125-03103	•SCREW	1	1	
6	08322-21038	•WASHER	1	1	
7	08321-21038	•LOCK WASHER	1	1	
8	57334-01010	•WASHER	1	1	
9	57337-01010	•SPRING, turn signal switch	1	1	
10	57421-27212	•LEVER, brake	1	1	
11	57431-01011	•SCREW	1	1	
12	57435-20010	•SPACER, lever	1	1	
13	08321-21058	•LOCK WASHER	1	1	
14	08310-11048 57633-27500	•NUT	1	1	
15	09125-05105	•SCREW	2	2	
16	57211-20010	GRIP, LH	1	1	

FIG.31 HANDLE SWITCH

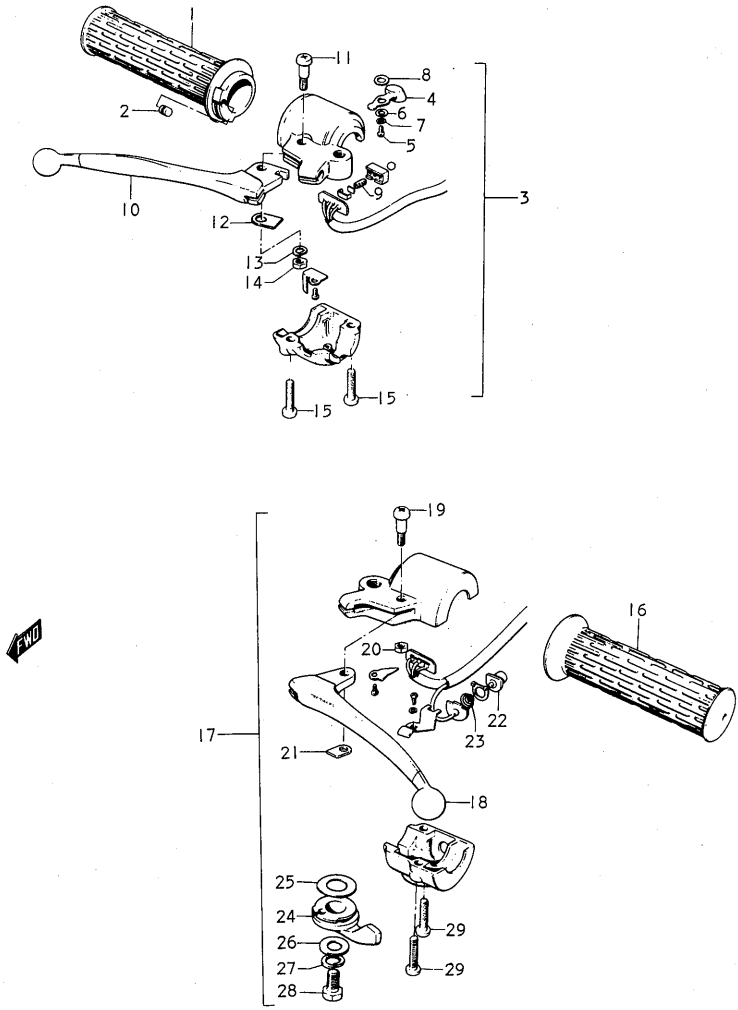


FIG.31 HANDLE SWITCH

Ref.No.	Part No.	Description	Q'ty N DN	Remarks
17	57500-22622	CLUTCH LEVER & SWITCH ASSY	1 1	
18	57621-20012	·CLUTCH LEVER	1 1	
19	57431-01011	·SCREW	1 1	
20	57633-27500	·NUT	1 1	
21	57435-20010	·SPACER	1 1	
22	57370-01311	·BUTTON, horn	1 1	
23	57382-01311	·SPRING	1 1	
24	58721-25611	·LEVER, starter	1 1	
25	58722-03010	·WASHER	1 1	
26	58723-03010	·WASHER	1 1	
27	08321-21068	·LOCK WASHER	1 1	
28	01107-06128	·BOLT	1 1	
29	09125-05105	·SCREW	2 2	

FIG.32 CALIPERS

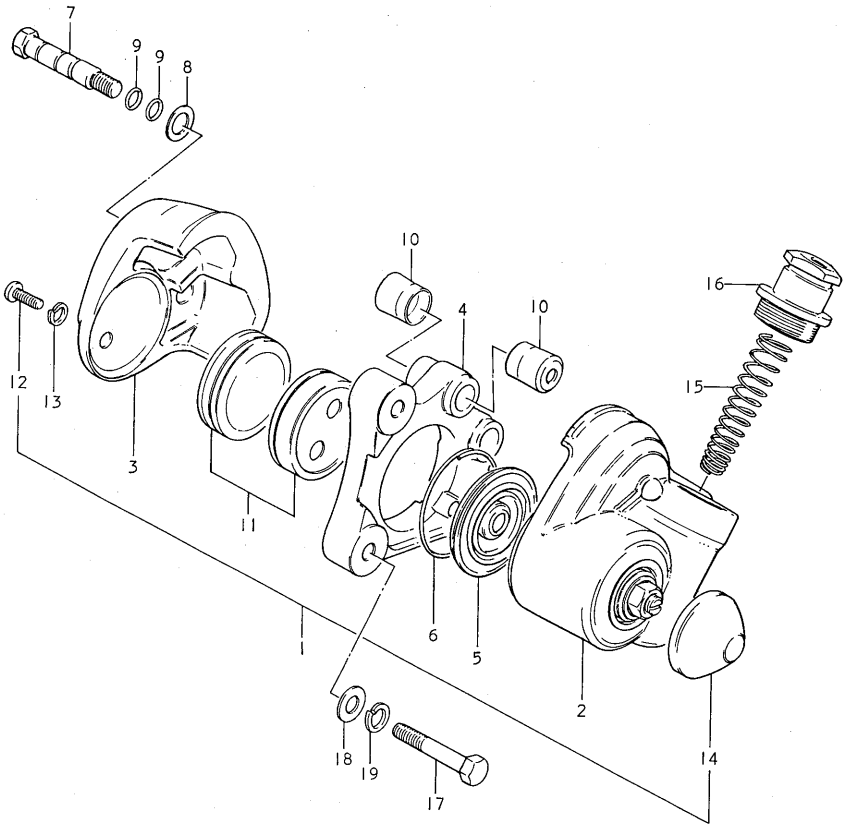


FIG.32 CALIPERS

Ref.No.	Part No.	Description	Q'ty DN	Remarks
1	59300-46100	CALIPERS ASSY, LH	1	
2	59360-46100	•HOUSING ASSY, calipas No.1	1	
3	59371-46100	•HOUSING, calipas No.2	1	
4	59150-46100	•HOLDER, calipas LH	1	
5	59308-46100	•BOOT	1	
6	59309-46100	•CLIP	1	
7	59305-46100	•AXLE	2	
8	59306-46100	•WASHER	2	
9	59111-18410	•O RING	4	
10	59112-18410	•DUST COVER	4	
11	59300-46810	•PAD SET	1	
12	02112-06108	•SCREW	1	
13	08321-21068	•LOCK WASHER	1	
14	59381-46100	•BOOT	1	
15	59372-46100	•SPRING, lever return	1	
16	59373-46100	•PLUG, brake cable	1	
17	09104-08014	BOLT	2	
18	08322-21088	WASHER	2	
19	08321-31088	LOCK WASHER	2	

FIG.33 REAR SWINGING ARM

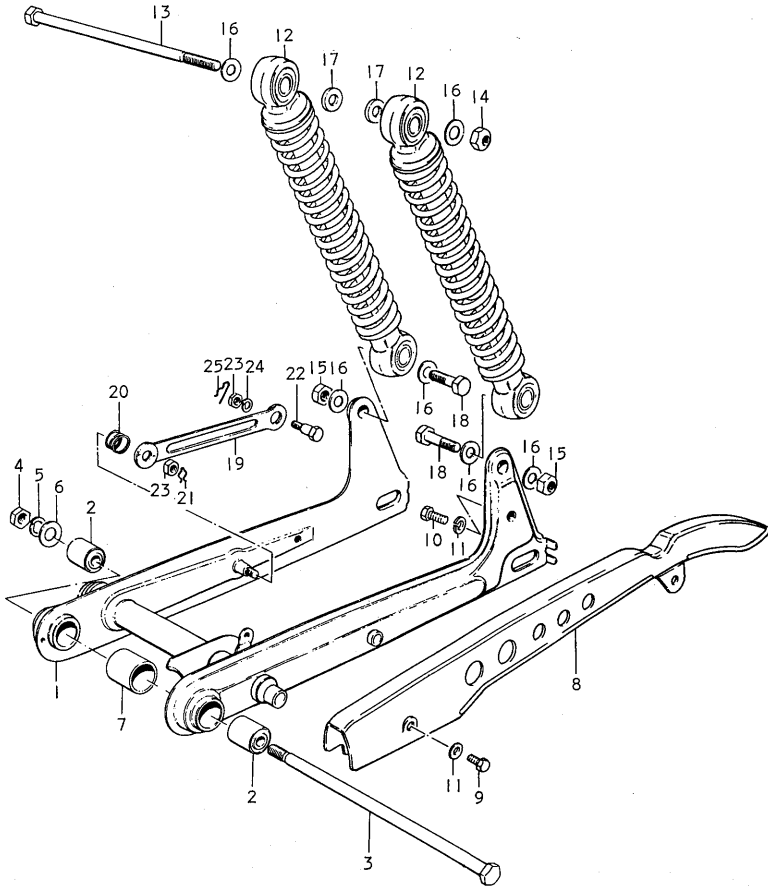


FIG.33 REAR SWINGING ARM

Ref.No.	Part No.	Description	Q'ty N DN	Remarks
1	61100-22860-019	SWINGING ARM SET, rear	1 1	
2	09319-10009	BUSH	2 2	
3	61211-20001	SHAFT, pivot	1 1	
4	08310-12108	NUT	1 1	
5	08321-21108	LOCK WASHER	1 1	
6	08322-21108	WASHER	2 2	
7	09320-22001	CUSHION, pivot shaft	1 1	
8	61310-22610	CHAIN CASE, upper half	1 1	
9	09100-06005	BOLT	1 1	6x6
10	09100-06051	BOLT	1 1	6x15
11	08322-21068	WASHER	2 2	
12	62100-22610	SHOCK ABSORBER ASSY, rear	2 2	
13	62311-19600	SHAFT, shock absorber upper	1 1	
14	09140-10012	NUT	1 1	
15	08313-11108	NUT	2 2	
16	08322-21108	WASHER	6 6	
17	09160-10005	WASHER, upper	2 2	10x15x1.2
18	09100-10046	BOLT	2 2	10x43
19	64311-01001	TORQUE LINK, rear	1 1	
20	09440-18002	SPRING	1 1	
21	09384-06001	CLIP	1 1	
22	09111-08013	BOLT, rear torque link	1 1	
23	09140-08008	NUT	2 2	
24	08321-21088	LOCK WASHER	1 1	
25	09385-10001	CLIP, rear	1 1	

FIG. 34 REAR WHEEL

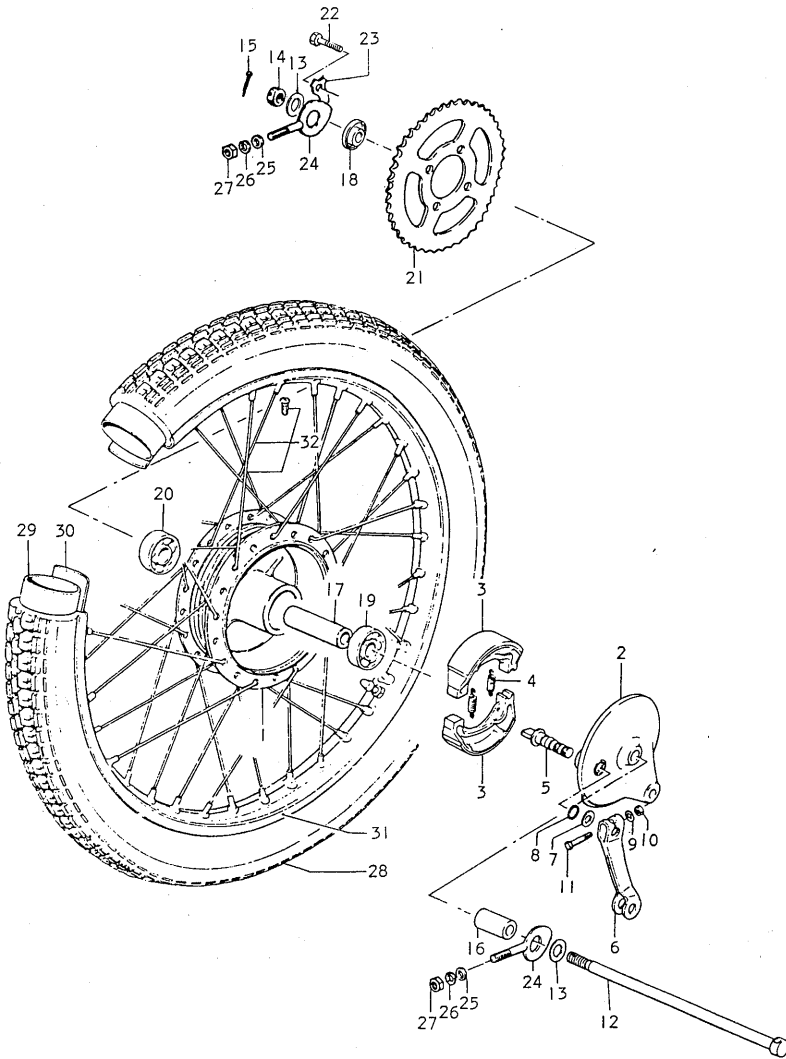


FIG.34 REAR WHEEL

Ref.No.	Part No.	Description	Q'ty		Remarks
			N	DN	
1	64110-46100	DRUM, rear hub	1	1	
2	64210-46002	PANEL, rear hub	1	1	
3	54410-01005	SHOE, brake	2	2	
4	09443-07001	SPRING, brake shoe	2	2	
5	54441-29301	SHAFT, brake cam	1	1	
6	64451-46100	LEVER, rear brake cam	1	1	
7	09160-14001	WASHER	1	1	12.5x20x1
8	09280-14003	O RING	1	1	
9	08322-21068	WASHER	1	1	
10	08310-11068	NUT	1	1	
11	09100-06078	BOLT, brake cam lever	1	1	
12	64711-43000	AXLE, rear	1	1	
13	09160-12012	WASHER	2	2	
14	08314-31128	NUT	1	1	
15	04111-30308	COTTER PIN	1	1	
16	09180-12005	SPACER, rear axle RH	1	1	
17	09180-12078	SPACER, rear hub bearing	1	1	
18	64750-22600	SPACER, rear axle LH	1	1	
19	08143-63017	BEARING, rear hub RH	1	1	
20	08123-63017	BEARING, rear hub LH	1	1	
21-1	64511-27600	SPROCKET, rear	1	1	NT:38
21-2	64511-01970	SPROCKET, rear	1	1	NT:35 OPT
22	09100-08140	BOLT	4	4	
23	09169-08011	WASHER	2	2	

FIG.34 REAR WHEEL

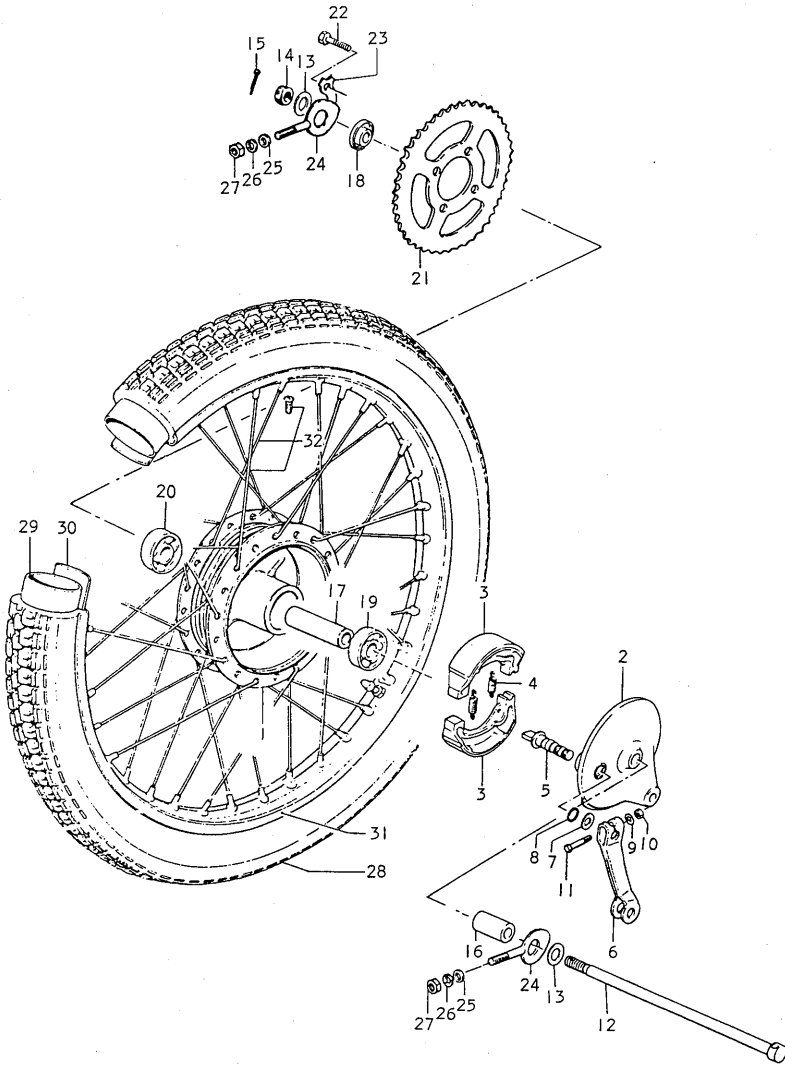


FIG.34 REAR WHEEL

Ref.No.	Part No.	Description	Q'ty N DN	Remarks
24	61411-01002	ADJUSTER, chain	2 2	
25	08322-21068	WASHER	2 2	
26	08321-21068	LOCK WASHER	2 2	
27	08310-11068	NUT	2 2	
28	65100-35010	TIRE	1 1	2.50-17
29	55200-03600	TUBE, inner	1 1	2.50-17
30	55261-01010	PROTECTOR, tube	1 1	
31	55311-07020	RIM, wheel	1 1	
32	65300-03817	SPOKE SET	1 1	

FIG. 35 PEDAL CRANK

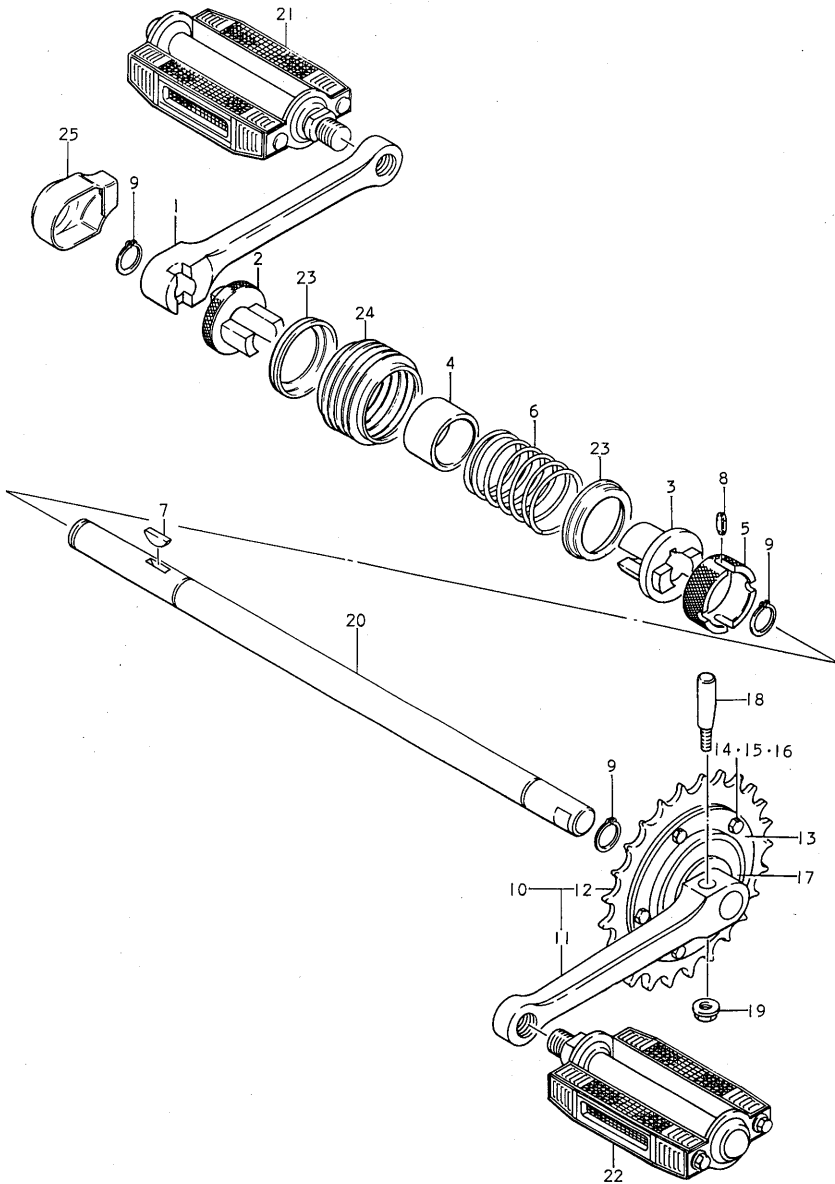


FIG.35 PEDAL CRANK

Ref.No.	Part No.	Description	Q'ty		Remarks
			N	DN	
1	66111-22600	CRANK, RH	1	1	
2	66112-22600	DOG, outer	1	1	
3	66113-22600	DOG, inner	1	1	
4	66114-22600	SLEEVE, crank	1	1	
5	66115-22600	STOPPER, dog	1	1	
6	09440-39001	SPRING	1	1	
7	08341-31059	KEY	1	1	
8	09205-04007	SPRING PIN	2	2	
9	08331-31169	CIRCLIP	3	3	
10	66120-22600	GEAR CRANK ASSY	1	1	
11	66121-22600	•CRANK, LH	1	1	
12	66122-22600	•SPROCKET	1	1	
13	66123-22600	•SPACER	1	1	
14	08310-22068	•NUT	5	5	
15	08321-21068	•LOCK WASHER	5	5	
16	09100-06067	•BOLT	5	5	
17	66127-22600	•FREE WHEEL	1	1	
18	52461-04000	PIN	1	1	
19	09159-06017	NUT	1	1	
20	66131-22600	SHAFT, crank	1	1	
21	66140-22600	PEDAL ASSY, RH	1	1	
22	66150-22600	PEDAL ASSY, LH	1	1	
23	66163-22600	COLLAR, dust seal crank	2	2	
24	66161-22600	DUST SEAL, crank	1	1	
25	66162-22600	CAP, crank	1	1	

FIG. 36 OPTIONAL

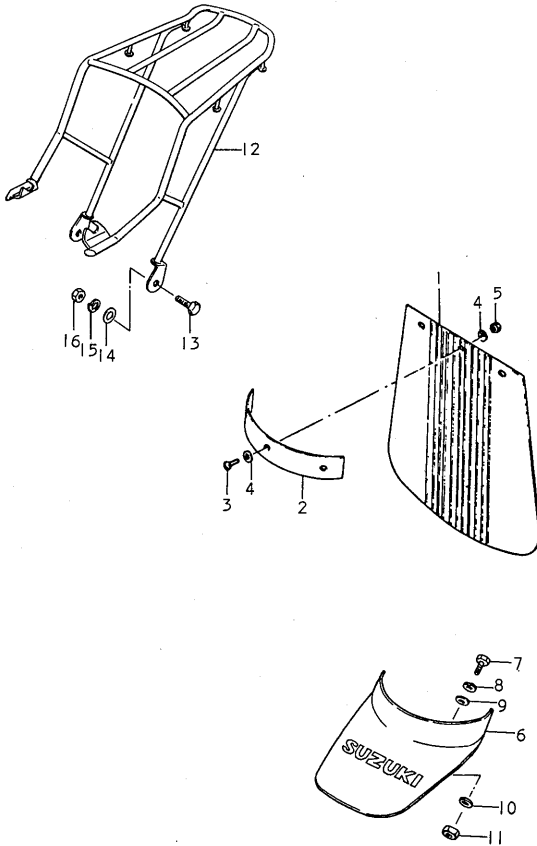


FIG. 36 OPTIONAL

Ref.No.	Part No.	Description	Q'ty		Remarks
			N	DN	
1	53311-40000	FLAP, front fender mud	1	1	
2	53321-09100	PLATE, mud flap	1	1	
3	02112-04108	SCREW	3	3	
4	08322-21048	WASHER	6	6	
5	08310-22048	NUT	3	3	
6	63311-22000	EXTENTION, rear fender	1	1	
7	01104-05168	BOLT	2	2	
8	08321-21058	LOCK WASHER	2	2	
9	08322-21058	WASHER	2	2	
10	09160-05017	WASHER	2	2	
11	08310-11058	NUT	2	2	
12	46310-22012	CARRIER, sports	1	1	
13	01107-06128	BOLT	2	2	
14	08322-21068	WASHER	2	2	
15	08321-21068	LOCK WASHER	2	2	
16	08310-11068	NUT	2	2	

FIG. 37 OPTIONAL

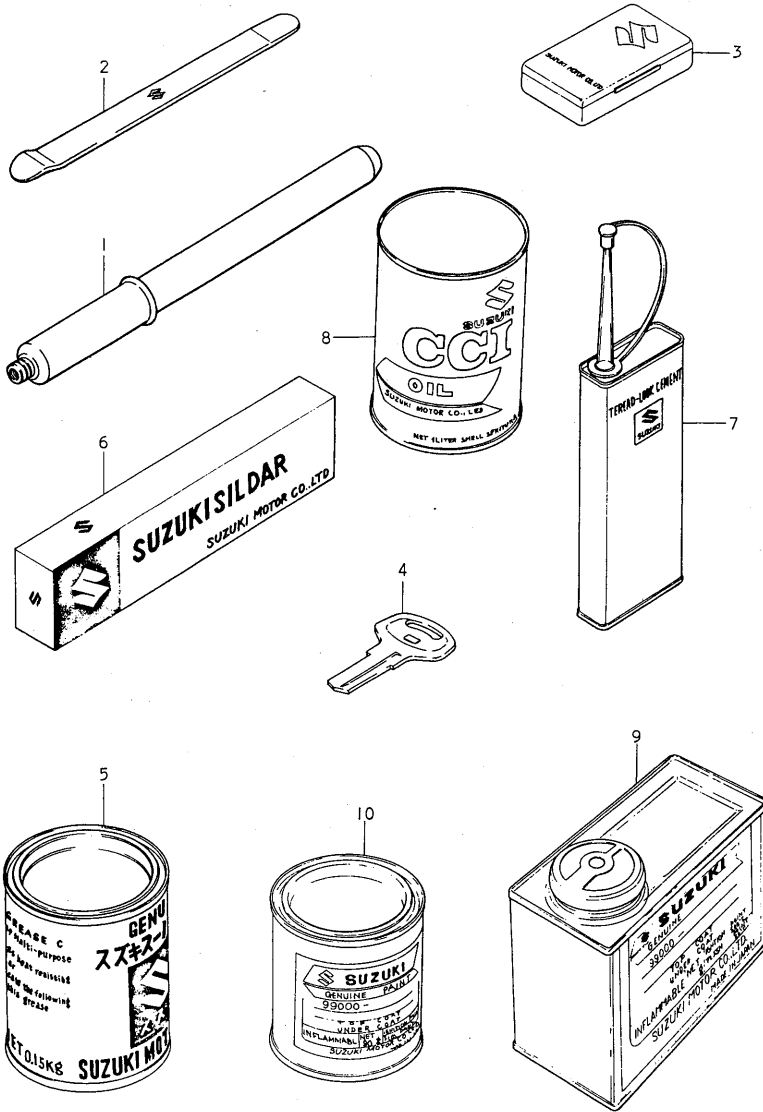


FIG.37 OPTIONAL

Ref.No.	Part No.	Description	Q'ty N DN	Remarks
1	09821-00004	AIR INFLATOR	1 1	
2	09825-00002	TIRE LEVER	2 2	
3	09826-00001	TOOL SET, inner tube repairing	1 1	
4	37145-19710	BLANK KEY	1 1	
5	99000-25030	GREASE, super	1 1	
6	99000-33020	GASKET, liquid	1 1	
7	99000-32040	CEMENT, thread	1 1	
8-1	99000-21145	SUAVKI CCI OIL (1ℓx24)	1 1	
8-2	99000-21021	SUZUKI CCI OIL (4ℓx6)	1 1	
8-3	99000-21150	SUZUKI CCI OIL (200ℓ)	1 1	
8-4	99000-21250	SUZUKI CCI SUPER OIL (1ℓx24)	1 1	
8-5	99000-21260	SUZUKI CCI SUPER OIL (4ℓx6)	1 1	
9-1	99000-10105-019	PAINT (BLACK)	1 1	} NET:500g
9-2	99000-10105-291	PAINT (BLACK SEMI - GLOSS)	1 1	
9-3	99000-10205-05H	PAINT (CANDY FLORIDA BLUE)	1 1	
9-4	99000-10205-07P	PAINT (MARBLE PURE RED)	1 1	
10-1	99000-10109-019	PAINT (BLACK)	1 1	} NET:90g
10-2	99000-10109-291	PAINT (BLACK SEMI - GLOSS)	1 1	
10-3	99000-10209-05H	PAINT (CANDY FLORIDA BLUE)	1 1	
10-4	99000-10209-07P	PAINT (MARBLE PURE RED)	1 1	

SUZUKI A50PN for E9

FOREWORD

This parts catalogue contains the parts for exclusive use of the SUZUKI A50PN of E9 spec. specially designed for your market.

Concerning parts unlisted in this catalogue, refer to the standard SUZUKI A50PN E4 parts catalogue.




FIG.38 FOR YOUR MARKET (E9)

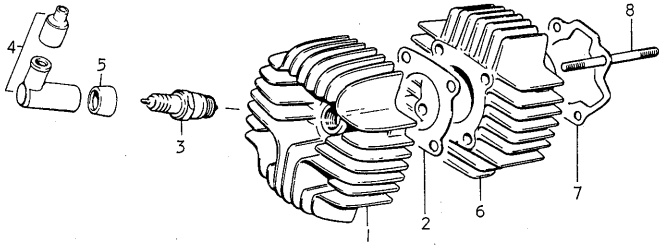


FIG.38 FOR YOUR MARKET (E9)

Ref.No.	Part No.	Description	Q'ty N DN	Remarks
1	11111-26000	CYLINDER HEAD	1 1	
2	11141-06110	GASKET, cylinder head	1 1	
3-1	09482-00057	SPARK PLUG	1 1	NGK, B-8HS
3-2	09482-00058	SPARK PLUG	1 1	ND, W24FS
4	33500-69810	CAP SET, spark plug	1 1	
5	33541-69010	SEAL, high tension cord	1 1	
6	11211-26000	CYLINDER	1 1	
7	11241-19300	GASKET, cylinder	1 1	
8	09108-06026	BOLT, stud	4 4	

FIG.39 FOR YOUR MARKET (E9)

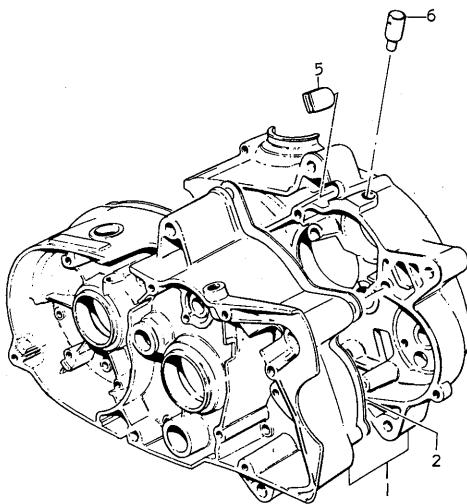
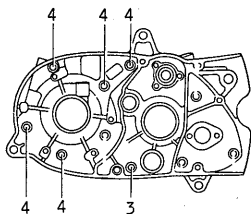


FIG.39 FOR YOUR MARKET. (E9)

Ref.No.	Part No.	Description	Q'ty N DN	Remarks
1	11300-26832	CRANKCASE SET	1 1	
2	11481-05000	*GASKET, crankcase	1 1	
3	02112-06658	*SCREW	1 1	
4	02112-06458	*SCREW	5 5	
5	09250-12002	GROMMET, air vent pipe	1 1	
6	24821-09000	PLUG, breather	1 1	

FIG.40 FOR YOUR MARKET (E9)

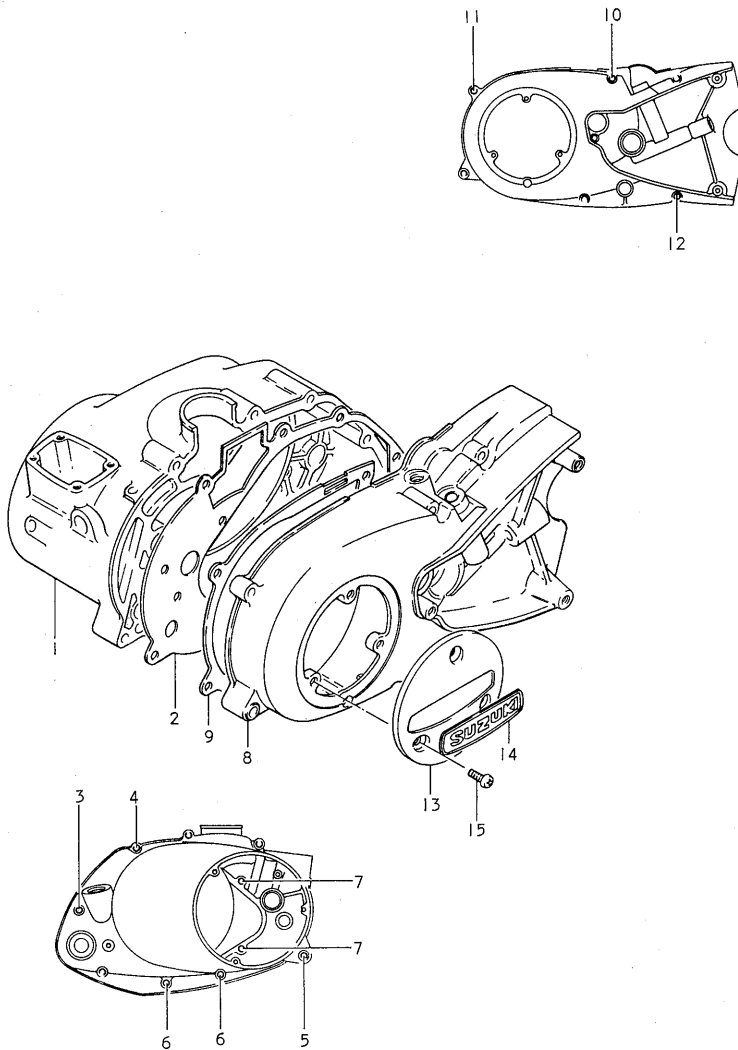


FIG.40 FOR YOUR MARKET (E9)

Ref.No.	Part No.	Description	Q'ty N DN	Remarks
1	11300-22851	COVER, crankcase RH	1 1	
2	11482-05000	GASKET, RH cover	1 1	
3	02112-06708	SCREW	1 1	
4	02112-06508	SCREW	1 1	
5	02112-06458	SCREW	1 1	
6	02112-06358	SCREW	2 2	
7	02112-05408	SCREW	2 2	
8	11351-22610	COVER, crankcase LH	1 1	
9	11483-26000	GASKET, LH cover	1 1	
10	02112-06557	SCREW	1 1	
11	02112-06258	SCREW	1 1	
12	02112-06458	SCREW	1 1	
13	11381-05002	CAP, magneto inspection	1 1	
14	68233-31000	EMBLEM	1 1	
15	02132-05128	SCREW	3 3	

FIG.41 FOR YOUR MARKET (E9)

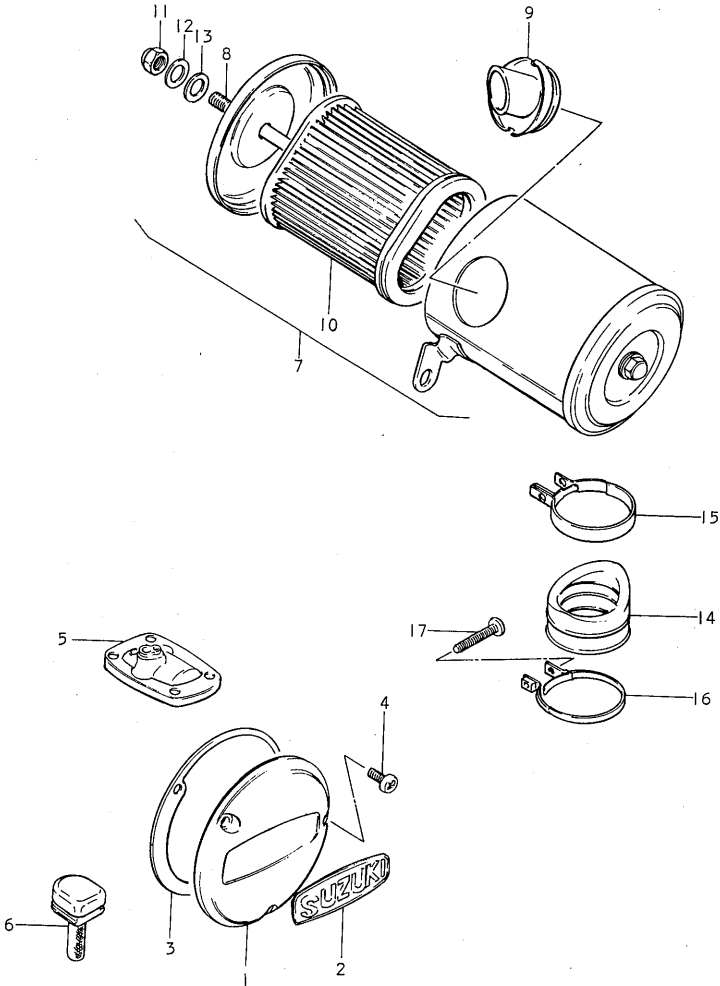


FIG.41 FOR YOUR MARKET (E9)

Ref.No.	Part No.	Description	Q'ty		Remarks
			N	DN	
1	11383-05001	CAP, carburetor inspection	1	1	
2	68233-34000	EMBLEM	1	1	
3	11492-05002	GASKET, carburetor inspection	1	1	
4	02112-05168	cap SCREW	3	3	
5	11440-22500	COVER, carburetor top	1	1	
6	11910-06000	PIPE, carburetor chamber drain	1	1	
7	13700-22311-019	AIR CLEANER ASSY	1	1	
8	13710-05010	*BOLT	1	1	
9	13721-05012	*PIPE, inlet	1	1	
10	13780-05110	*ELEMENT	1	1	
11	08313-11068	*NUT	2	2	
12	08322-21068	*WASHER	2	2	
13	13742-05110	*GASKET	2	2	
14	13881-05002	TUBE, outlet	1	1	
15	09402-46303	CLAMP	1	1	
16	09402-48303	CLAMP	1	1	
17	03111-04208	SCREW	1	1	

FIG.42 FOR YOUR MARKET (E9)

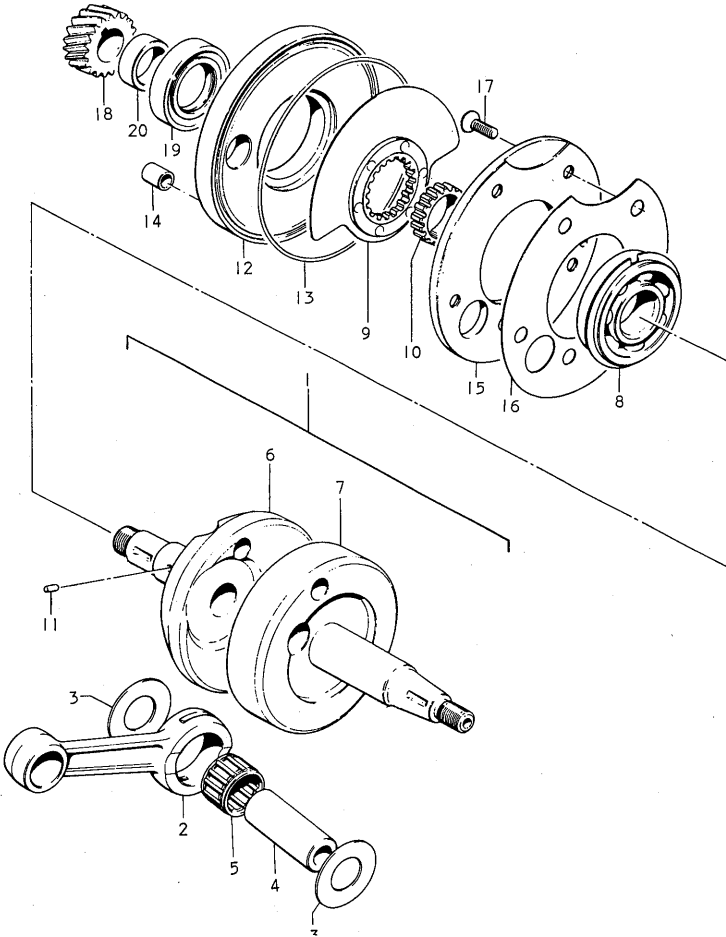


FIG.42 FOR YOUR MARKET (E9)

Ref.No.	Part No.	Description	Q'ty		Remarks
			N	DN	
1	12200-06100	CRANKSHAFT SET	1	1	
2	12161-35000	*ROD, connecting	1	1	
3	09160-16011	*THRUST WASHER	2	2	16x32x1
4	12211-06100	*PIN, crank	1	1	
5	09263-16014	*BEARING, crank pin	1	1	
6	12221-06101	*CRANKSHAFT, RH	1	1	
7	12261-06100	*CRANKSHAFT, LH	1	1	
8	09262-20015	BEARING, RH crankshaft	1	1	
9	12410-22210	PLATE, valve	1	1	
10	12421-05210	GUIDE, valve	1	1	
11	06211-03052	PIN, valve guide	1	1	
12	12450-26000	SEAT, outer valve	1	1	
13	09280-00002	O RING	1	1	
14	04211-09129	PIN	1	1	
15	12461-05002	SEAT, inner valve	1	1	
16	12471-05001	GASKET, inner valve seat	1	1	
17	02122-06168	SCREW	5	5	
18	21111-03001	GEAR, primary drive	1	1	
19	09283-25009	OIL SEAL, RH crankshaft	1	1	
20	09180-20006	SPACER	1	1	20x25x10

FIG. 43 FOR YOUR MARKET (E9)

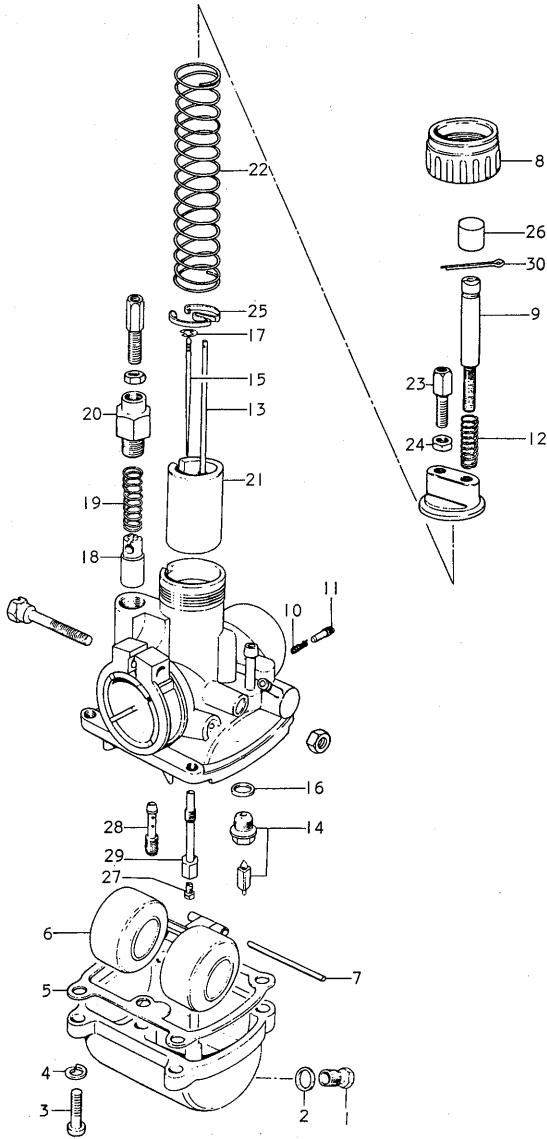


FIG.43 FOR YOUR MARKET (E9)

Ref.No.	Part No.	Description	Q'ty		Remarks
			N	DN	
	13200-05112	CARBURETOR ASSY	1	1	
1	13247-05010	*PLUG, drain	1	1	
2	13249-05010	*GASKET, drain	1	1	
3	02111-04188	*SCREW	4	4	
4	08321-21048	*LOCK WASHER	4	4	
5	13251-01011	*GASKET, float chamber	1	1	
6	13252-02010	*FLOAT	1	1	
7	13254-01010	*PIN, float	1	1	
8	13265-05110	*CAP, mixing chamber	1	1	
9	13267-05010	*SCREW, throttle valve stop	1	1	
10	13268-01010	*SPRING, air screw	1	1	
11	13269-01010	*SCREW, air	1	1	
12	13268-05010	*SPRING, throttle valve stop screw	1	1	
13	13296-05010	*ROD, throttle valve stop	1	1	
14	13370-35620	*VALVE ASSY, needle	1	1	
15	13383-01010	*NEEDLE, jet	1	1	3G-2
16	13392-01010	*GASKET, valve seat	1	1	
17	13394-01010	*CLIP, needle	1	1	
18	13411-01010	*PLUNGER, starter	1	1	
19	13417-01010	*SPRING, plunger	1	1	
20	13418-03110	*CAP, plunger	1	1	
21	13551-26010	*VALVE, throttle	1	1	CA:2.0
22	13573-05010	*SPRING, throttle valve	1	1	
23	13577-03010	*ADJUSTER, cable	2	2	
24	13661-03010	*NUT	2	2	
25	13581-01010	*SEAT, spring	1	1	
26	13688-08010	*CAP	1	1	

FIG.43 FOR YOUR MARKET (E9)

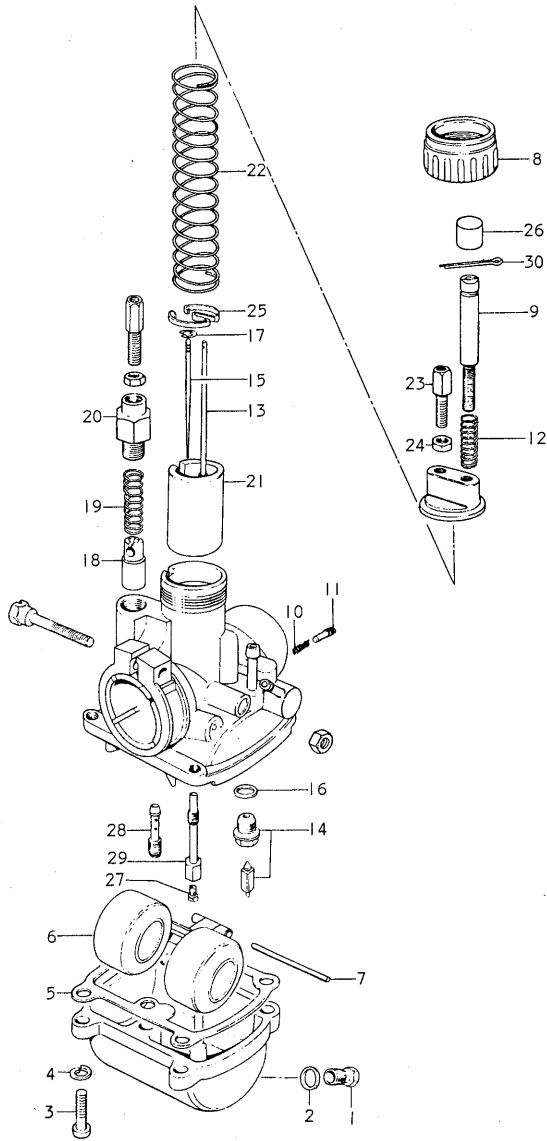


FIG.43 FOR YOUR MARKET (E9)

Ref.No.	Part No.	Description	Q'ty		Remarks
			N	DN	
27	09491-72009	·JET, main	1	1	#72.5
28	09492-25003	·JET, pilot	1	1	#25
29	09494-00038	·JET, needle	1	1	E-2
30	04111-12108	·COTTER PIN	1	1	

FIG. 44 FOR YOUR MARKET (E9)

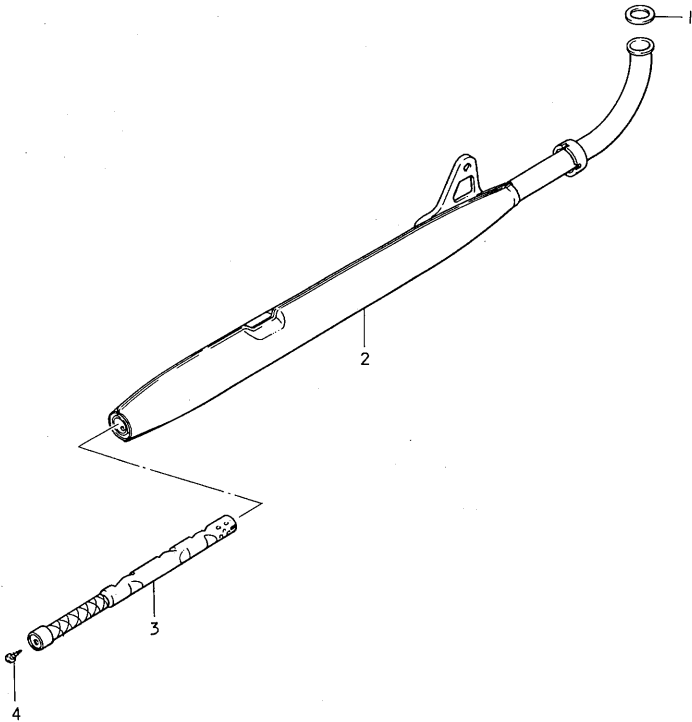


FIG.44 FOR YOUR MARKET (E9)

Ref.No.	Part No.	Description	Q'ty		Remarks
			N	DN	
1	14181-05010	GASKET, exhaust pipe	1	1	
2	14301-22301	MUFFLER ASSY	1	1	
3	14510-05003	•PIPE, baffle	1	1	
4	02112-05068	•SCREW	1	1	

FIG.45 FOR YOUR MARKET (E9)

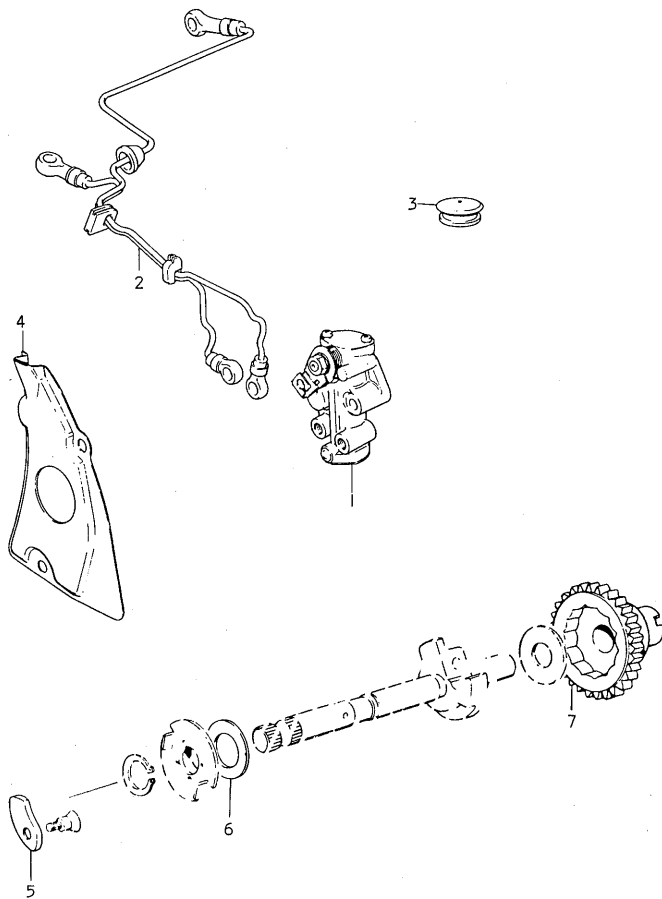


FIG.45 FOR YOUR MARKET (E9)

Ref.No.	Part No.	Description	Q'ty		Remarks
			N	DN	
1	16100-26010	PUMP SET, oil	1	1	
2	16820-26030	HOSE, oil outlet	1	1	
3	09250-20003	CAP, union bolt hole	1	1	
4	11385-26000	COVER, oil pump	1	1	
5	26232-01000	STOPPER	1	1	
6	09160-14005	THRUST WASHER, RH	1	1	14x29x1.5
7	26241-05101	GEAR, drive	1	1	

FIG. 46 FOR YOUR MARKET (E9)

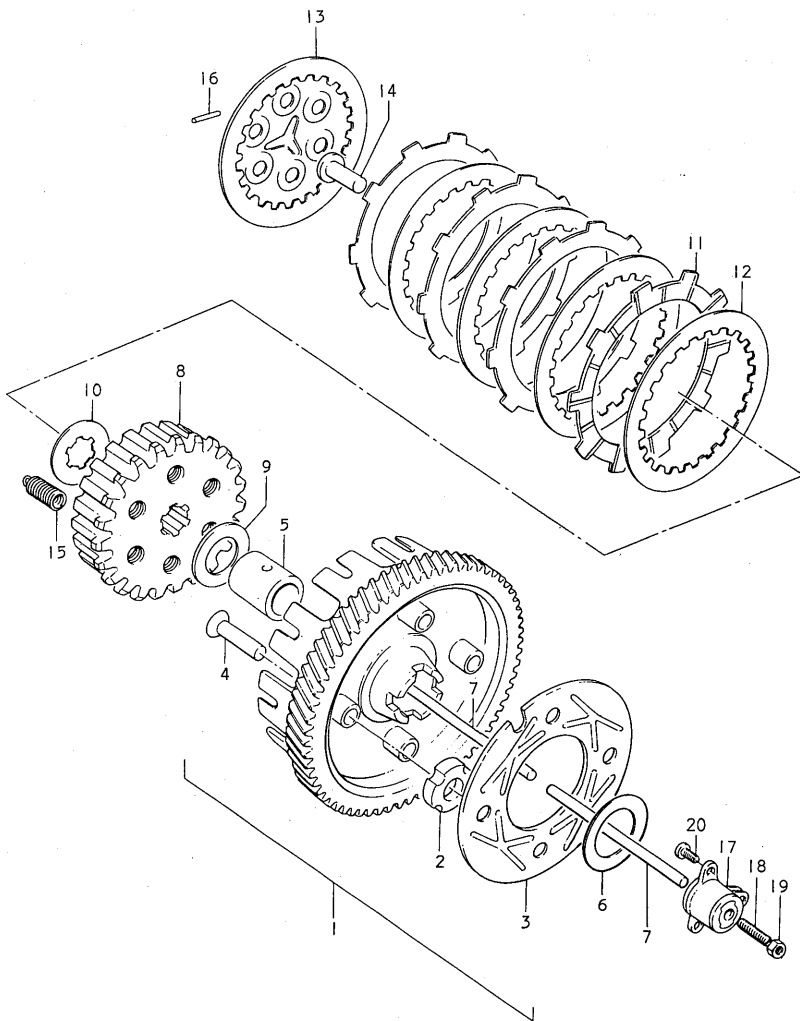


FIG.46 FOR YOUR MARKET (E9)

Ref.No.	Part No.	Description	Q'ty N DN	Remarks
1	21200-05102	GEAR ASSY, primary driven	1 1	
2	21231-25040	•DAMPER	4 4	
3	21241-25301	•PLATE	1 1	
4	05022-05189	•RIVET	4 4	
5	09180-17025	SPACER, clutch housing	1 1	17x21x33.5
6	08211-17301	THRUST WASHER	1 1	
7	23111-03001	ROD, clutch push	2 2	5.5x90
8	21411-22200	HUB, sleeve	1 1	
9	08211-17282	THRUST WASHER	1 1	
10	09167-17002	LOCK WASHER	1 1	
11	21441-12000	PLATE, drive	4 4	
12	21451-23000	PLATE, driven	4 4	
13	21460-23000	PLATE, pressure	1 1	
14	23121-03010	PIECE, clutch push	1 1	
15	09443-12003	SPRING	6 6	
16	09261-02001	PIN	6 6	2.5x19.8
17	23200-05030	SCREW ASSY, clutch release	1 1	
18	09134-06001	SCREW, adjuster	1 1	
19	08310-22068	NUT	1 1	
20	02122-05128	SCREW	2 2	

FIG. 47 FOR YOUR MARKET (E9)

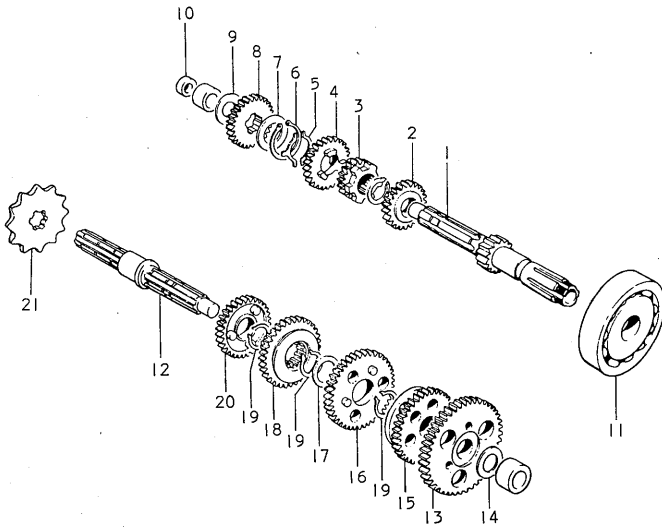


FIG.47 FOR YOUR MARKET (E9)

Ref.No.	Part No.	Description	Q'ty		Remarks
			N	DN	
1	24121-05100	SHAFT, counter	1	1	NT:12
2	24231-05101	GEAR, 3rd drive	1	1	NT:19
3	24221-05101	GEAR, 2nd drive	1	1	NT:15
4	24241-05100	GEAR, 4th drive	1	1	NT:25
5	09399-14001	RING, knock	2	2	
6	09380-26001	CIRCLIP	1	1	
7	08211-17282	THRUST WASHER	1	1	17x29x1.5
8	24251-05100	GEAR, 5th drive	1	1	NT:28
9	08211-12261	THRUST WASHER	1	1	
10	09285-05004	OIL SEAL, push rod	1	1	4.2x16x8
11	09262-17012	BEARING, counter shaft RH	1	1	17x62x10
12	24130-22600	SHAFT, drive	1	1	
13	24310-05102	GEAR, 1st driven	1	1	NT:44
14	09160-12015	THRUST WASHER	1	1	12x24x1.5
15	24331-05102	GEAR, 3rd driven	1	1	NT:30
16	24321-05103	GEAR, 2nd driven	1	1	NT:32
17	09167-17003	THRUST WASHER	1	1	
18	24341-05100	GEAR, 4th driven	1	1	NT:32
19	09380-17001	CIRCLIP	2	2	
20	24351-05100	GEAR, 5th driven	1	1	NT:30
21	27511-19700	SPROCKET, engine	1	1	NT:14

FIG.48 FOR YOUR MARKET (E9)

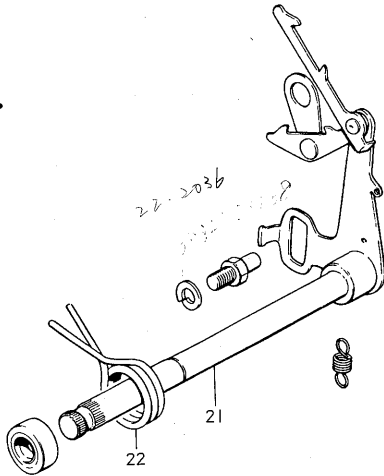
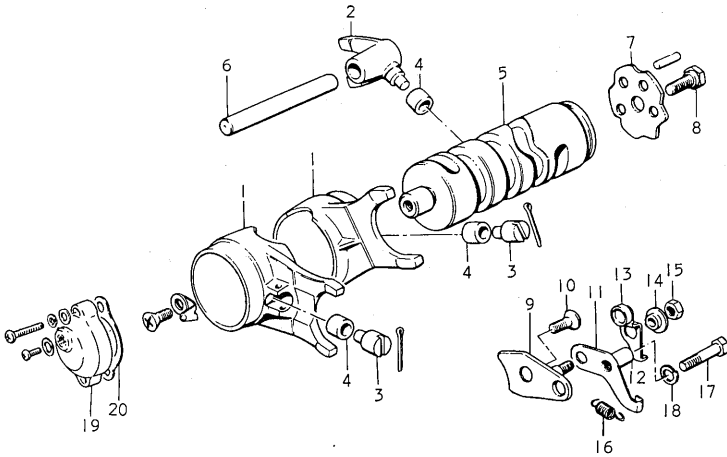


FIG.48 FOR YOUR MARKET (E9)

Ref.No.	Part No.	Description	Q'ty		Remarks
			N	DN	
1	25211-05100	FORK, gear shifting (1)	2	2	
2	25221-05100	FORK, gear shifting (2)	1	1	
3	09209-10002	GUIDE, fork	2	2	
4	09180-06004	ROLLER, guide	3	3	6x9.8x6
5	25311-05100	CAM	1	1	
6	25411-05100	SHAFT, gear shift fork	1	1	
7	25381-05100	PLATE, stopper	1	1	
8	09111-06004	BOLT, retainer	1	1	
9	25340-05101	GUIDE, shifting cam	1	1	
10	02122-06168	SCREW	1	1	
11	25354-05101	HOLDER, spring	1	1	
12	09180-06021	SPACER	1	1	
13	25350-05100	STOPPER, shifting cam	1	1	
14	09180-06022	SPACER, spring	1	1	6x14x4
15	08310-11068	NUT	1	1	
16	09443-08005	SPRING	1	1	
17	01107-06308	BOLT	1	1	
18	08321-21068	LOCK WASHER	1	1	
19	37721-26000	BODY, gear shifting switch	1	1	
20	37712-26000	GASKET	1	1	
21	25510-22200	SHAFT, gear shifting	1	1	
22	09444-26008	SPRING, gear shifting shaft return	1	1	

FIG. 49 FOR YOUR MARKET (E9)

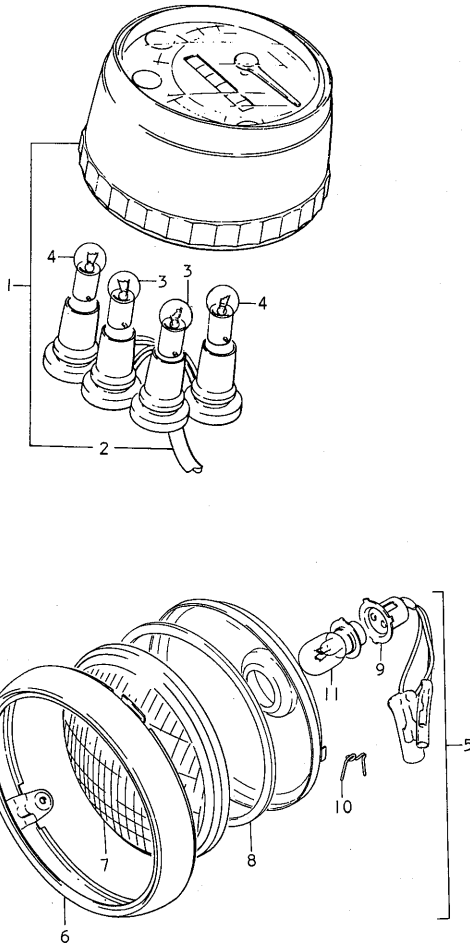


FIG.49 FOR YOUR MARKET (E9)

Ref.No.	Part No.	Description	Q'ty N DN	Remarks
1	34100-22621	SPEEDOMETER ASSY	1 1	Mile & Kilo
2	34170-26600	•SOCKET	1 1	
3	09471-06002	BULB	2 2	6V, 3W
4	09471-06001	BULB	2 2	6V, 1.7W
5	35100-27222	HEADLAMP ASSY	1 1	
6	35111-27221	•RIM	1 1	
7	35124-25324	•LENS	1 1	
8	35125-27222	•GASKET	1 1	
9	35171-43020	•SOCKET	1 1	
10	35128-27221	•SPRING	3 3	
11	09471-06022	•BULB	1 1	6V, 15/15W

FIG. 50 FOR YOUR MARKET (E9)

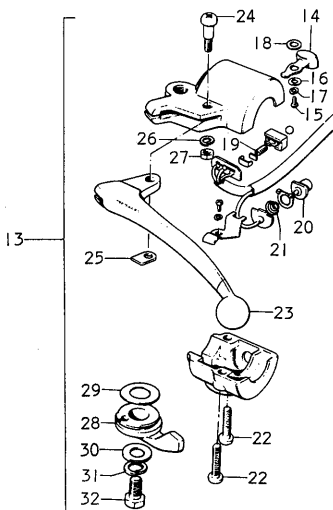
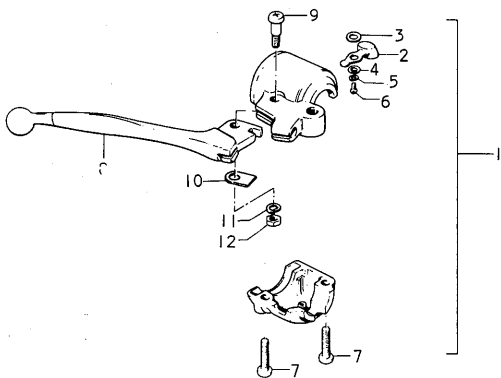


FIG.50 FOR YOUR MARKET (E9)

Ref.No.	Part No.	Description	Q'ty N DN	Remarks
1	57300-20715	BRAKE LEVER & RH SWITCH ASSY	1 1	
2	57320-01011	*KNOB, dimmer switch	1 1	
3	57334-01010	*WASHER, spring	1 1	
4	08322-21038	*WASHER	1 1	
5	08321-21038	*LOCK WASHER	1 1	
6	09125-03103	*SCREW	1 1	
7	09125-05105	*SCREW	2 2	
8	57421-27212	*LEVER, brake	1 1	
9	57431-01011	*BOLT, pivot	1 1	
10	57435-20010	*SPACER, lever	1 1	
11	08321-21058	*LOCK WASHER	1 1	
12	57633-27500	*NUT	1 1	

FIG. 50 FOR YOUR MARKET (E9)

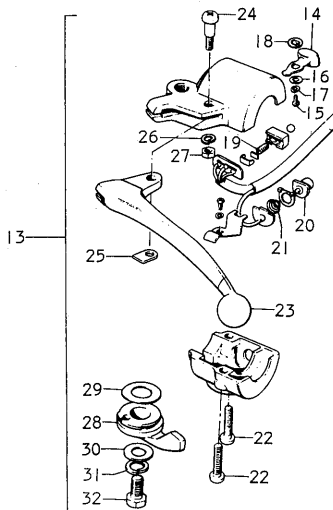
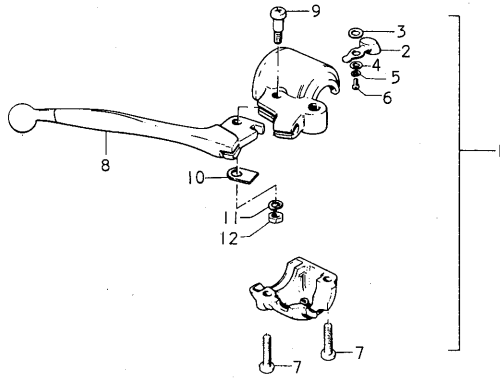


FIG.50 FOR YOUR MARKET (E9)

Ref.No.	Part No.	Description	Q'ty N DN	Remarks
13	57500-21014	CLUTCH LEVER & LH SWITCH ASSY	1 1	
14	57320-01011	•KNOB	1 1	
15	09125-03103	•SCREW	1 1	
16	08322-21038	•WASHER	1 1	
17	08321-21038	•LOCK WASHER	1 1	
18	57334-01010	•WASHER, spring	1 1	
19	57337-01010	•SPRING	1 1	
20	57370-01311	•BUTTON, horn	1 1	
21	57382-01311	•SPRING, horn button	1 1	
22	09125-05105	•SCREW	2 2	
23	57621-20012	•LEVER, clutch	1 1	
24	57431-01011	•SCREW, pivot	1 1	
25	57435-20010	•SPACER, lever	1 1	
26	08321-21058	•LOCK WASHER	1 1	
27	57633-27500	•NUT	1 1	
28	58721-25611	•LEVER, starter	1 1	
29	58722-03010	•WASHER, spring	1 1	
30	58723-03010	•WASHER	1 1	
31	08321-21068	•LOCK WASHER	1 1	
32	01107-06128	•BOLT	1 1	

FIG. 51 FOR YOUR MARKET (E9)

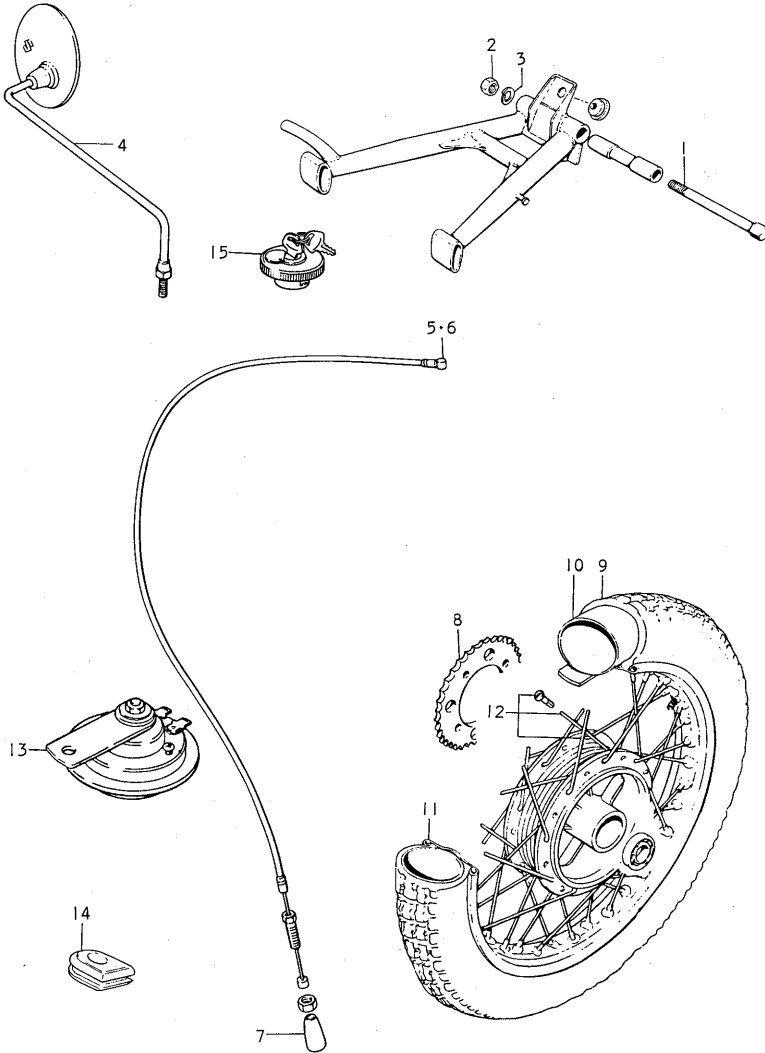


FIG.51 FOR YOUR MARKET (E9)

Ref.No.	Part No.	Description	Q'ty N DN	Remarks
1	09100-10018	BOLT, center stand	1 1	
2	08310-12108	NUT	1 1	
3	08321-21108	LOCK WASHER	1 1	
4	56500-19010	MIRROR, rear view, RH	1 1	
5	58200-05710	CABLE, clutch	1 1	for up handle
6	58200-07001	CABLE, clutch	1 1	for flat handle
7	09287-07002	DUST SEAL, throttle cable	1 1	
8	64511-01739	SPROCKET, rear	1 1	
9	65100-01011	TIRE, rear	1 1	2.25-17
10	55200-01011	TUBE, inner	1 1	2.25-17
11	55311-01020	RIM, wheel	1 1	1.20x17
12	65301-01817	SPOKE SET, rear	1 1	
13	38500-23031	HORN ASSY	1 1	
14	09309-09003	GROMMET, magneto	1 1	
15	44200-36701	CAP, fuel tank	1 1	Key lock type

SUZUKI A50PN for E25

FOREWORD

This parts catalogue contains the parts for exclusive use of the SUZUKI A50PN of E25 spec. specially designed for your market.

Concerning parts unlisted in this catalogue, refer to the standard SUZUKI A50PN E4 parts catalogue.

FOR YOUR MARKET

FIG. 52 FOR YOUR MARKET (E25)

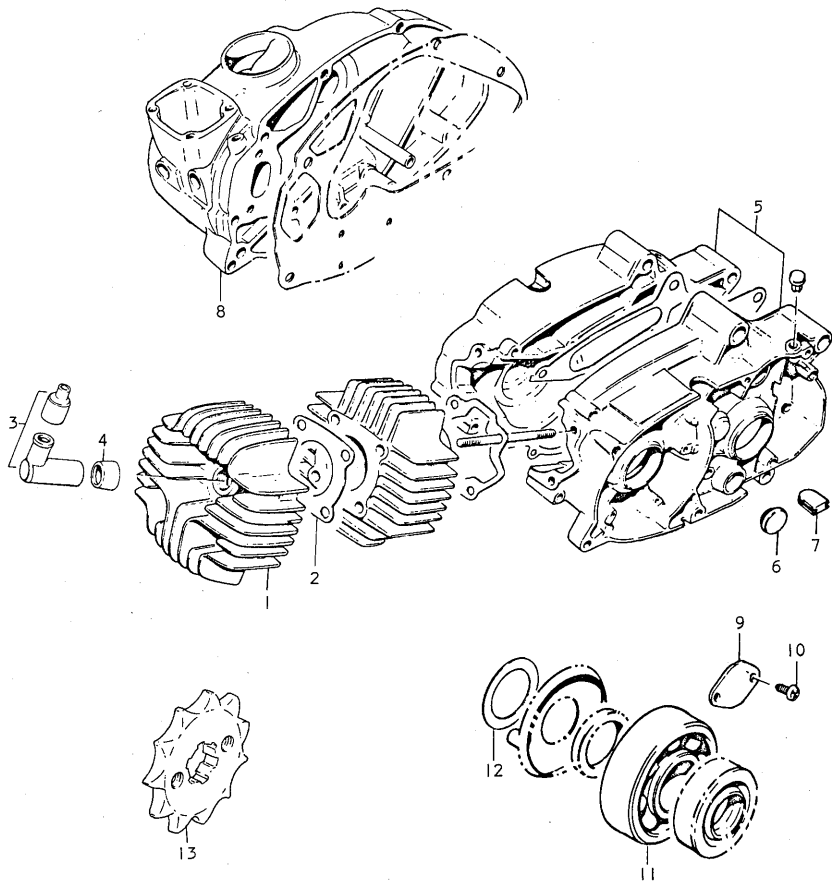


FIG.52 FOR YOUR MARKET (E25)

Ref.No.	Part No.	Description	Q'ty N DN	Remarks
1	11111-19610	CYLINDER HEAD	1 1	
2	11141-06110	GASKET, cylinder	1 1	
3	33500-69810	CAP SET, spark plug	1 1	
4	33541-69010	SEAL, spark plug	1 1	
5	11300-22861	CRANKCASE ASSY	1 1	
6	09250-15001	CAP, oil hose	1 1	
7	09259-13001	PLUG	1 1	
8	11341-22640	COVER, clutch	1 1	
9	16745-16701	CAP, oil pump driveshaft	1 1	
10	02112-05128	SCREW	2 2	
11	08113-62040	BEARING, crankshaft, LH	1 1	
12	08221-20306	SHIM, crankshaft, LH	1 1	
13	27511-01700	SPROCKET, engine	1 1	

FIG. 53 FOR YOUR MARKET (E25)

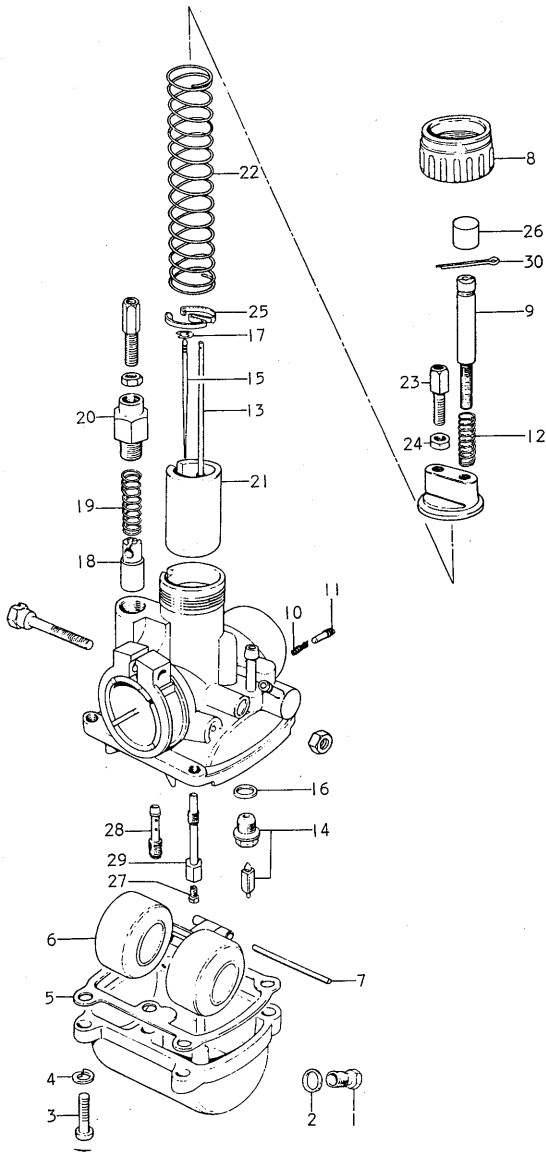


FIG. 53 FOR YOUR MARKET (E25)

Ref.No.	Part No.	Description	Q'ty N DN	Remarks
	13200-22671	CARBURETOR ASSY	1 1	
1	13247-05010	*PLUG, drain	1 1	
2	13249-05010	*GASKET, drain plug	1 1	
3	02111-04188	*SCREW	4 4	
4	08321-21048	*LOCK WASHER	4 4	
5	13251-01011	*GASKET, float chamber	1 1	
6	13252-06110	*FLOAT	1 1	
7	13254-01010	*PIN	1 1	
8	13265-05110	*CAP, mixing chamber	1 1	
9	13267-05010	*SCREW, throttle valve stop	1 1	
10	13268-05010	*SPRING, stop screw	1 1	
11	13269-01010	*SCREW, air	1 1	
12	13268-01010	*SPRING, air screw	1 1	
13	13296-22600	*ROD, throttle valve stop	1 1	
14	13370-35620	*VALVE ASSY, needle	1 1	
15	13383-19011	*NEEDLE, jet	1 1	
16	13392-01010	*GASKET, valve seat	1 1	
17	13394-12110	*CLIP, needle	1 1	
18	13411-01010	*GASKET, valve	1 1	
19	13417-01010	*SPRING, plunger	1 1	
20	13418-03110	*CAP, plunger	1 1	
21	13551-22670	*VALVE, throttle	1 1	CA:2.5
22	13573-35010	*SPRING, throttle valve	1 1	
23	13577-22600	*ADJUSTER, cable	2 2	
24	13661-03010	*NUT, cable adjuster	2 2	
25	13581-01010	*SEAT, spring	1 1	
26	13688-08010	*CAP	1 1	

FIG. 53 FOR YOUR MARKET (E25)

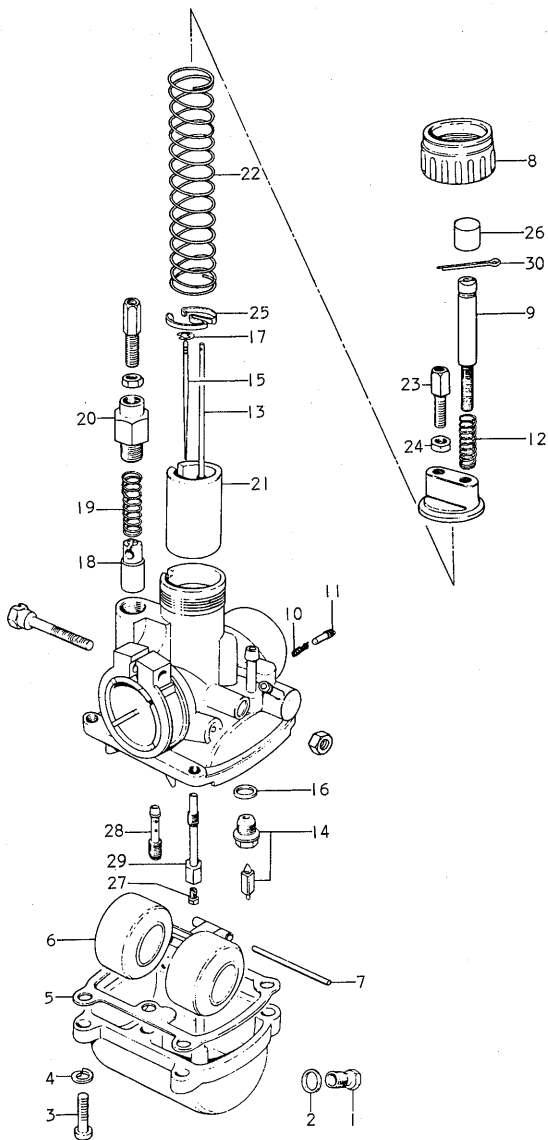


FIG.53 FOR YOUR MARKET (E25)

Ref.No.	Part No.	Description	Q'ty N DN	Remarks
27	09491-60004	·JET, main	1 1	#60
28	09492-17002	·JET, pilot	1 1	#20
29	09494-00171	·JET, needle	1 1	E-4
30	04111-12108	·COTTER PIN	1 1	

FIG.54 FOR YOUR MARKET (E25)

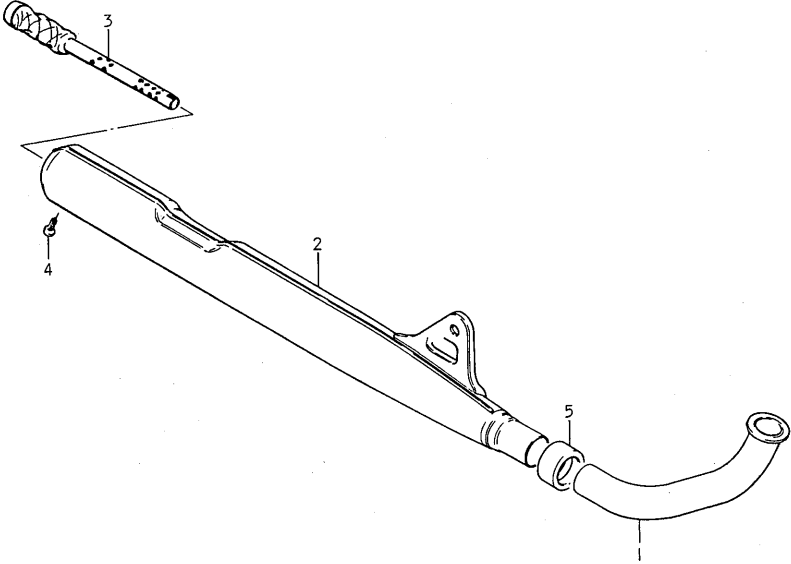


FIG.54 FOR YOUR MARKET (E25)

Ref.No.	Part No.	Description	Q'ty N DN	Remarks
1	14150-22672	PIPE, exhaust	1 1	
2	14301-22681	MUFFLER	1 1	
3	14510-22600	*PIPE, baffle	1 1	
4	02112-05068	*SCREW	1 1	
5	14771-22601	CONNECTOR, muffler	1 1	

FIG. 55 FOR YOUR MARKET (E25)

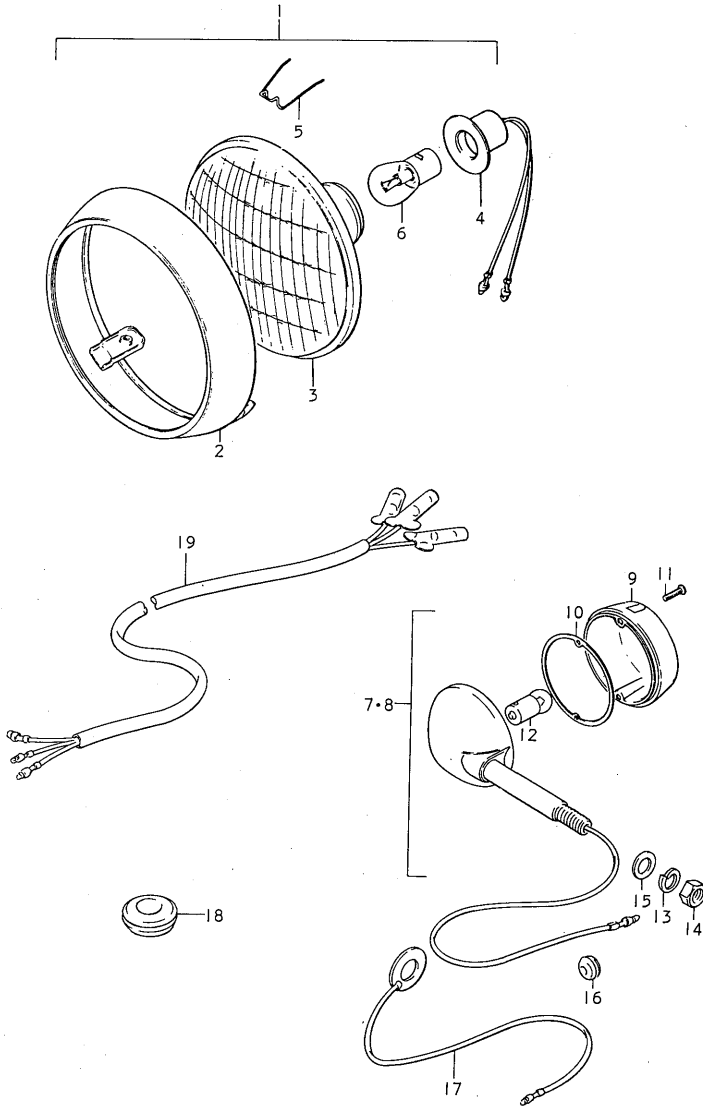


FIG.55 FOR YOUR MARKET (E25)

Ref.No.	Part No.	Description	Q'ty		Remarks
			N	DN	
1	35100-27660-999	HEADLAMP ASSY	1	1	
2	35111-27660	•RIM	1	1	
3	35121-27660	•UNIT	1	1	
4	35171-27660	•SOCKET	1	1	
5	35128-27660	•CLAMP	3	3	
6	09471-06035	BULB (Executed locally) 6V, 15W	1	1	PHILIPS No.7008
7	35601-46170	LAMP ASSY, front turn signal	2	2	
8	35603-46370	LAMP ASSY, rear turn signal	2	2	
9	35612-46210	•LENS	4	4	
10	35613-06111	•GASKET	4	4	
11	02112-03128	•SCREW	8	8	
12	09471-06021	•BULB	4	4	
13	08321-21108	LOCK WASHER	4	4	
14	08310-12108	NUT	4	4	
15	08322-11108	WASHER, front	2	2	
16	35661-22610	GROMMET, rear turn signal lead wire	2	2	
17	36660-33000	LEAD WIRE, front turn signal lamp earth	2	2	
18	09308-08001	GROMMET, rear combination	1	1	
19	36852-22600	LEAD WIRE, rear combination	1	1	

FIG.56 FOR YOUR MARKET (E25)

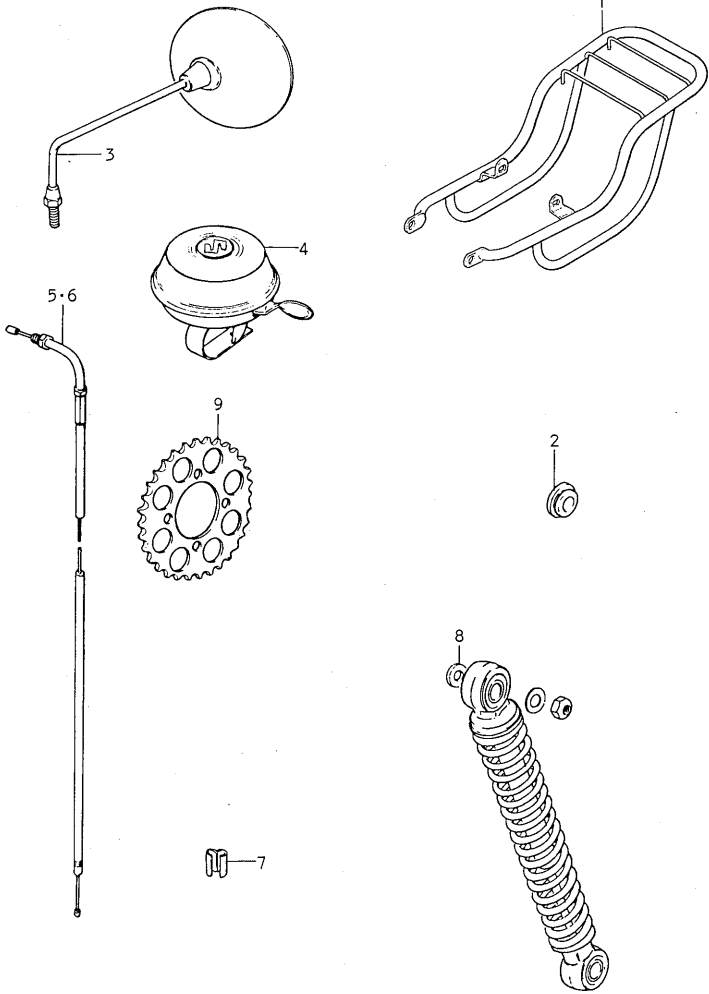


FIG.56 FOR YOUR MARKET (E25)

Ref.No.	Part No.	Description	Q'ty N DN	Remarks
1	46310-22611	CARRIER, sports	1 1	
2	47229-22500	CAP, frame cover, RH	1 1	
3	56600-22610	MIRROR, rear view, LH	1 1	
4	99800-39301	BELL	1 1	
5	58300-22640	CABLE, throttle	1 1	
6	58300-22620	CABLE, throttle	1 1	
7	09408-00005	CLIP	1 1	
8	09160-10026	WASHER, rear shock absorber, upper	2 2	
9	64511-01799	SPROCKET, rear	1 1	

FIG.57 FOR YOUR MARKET (E25)

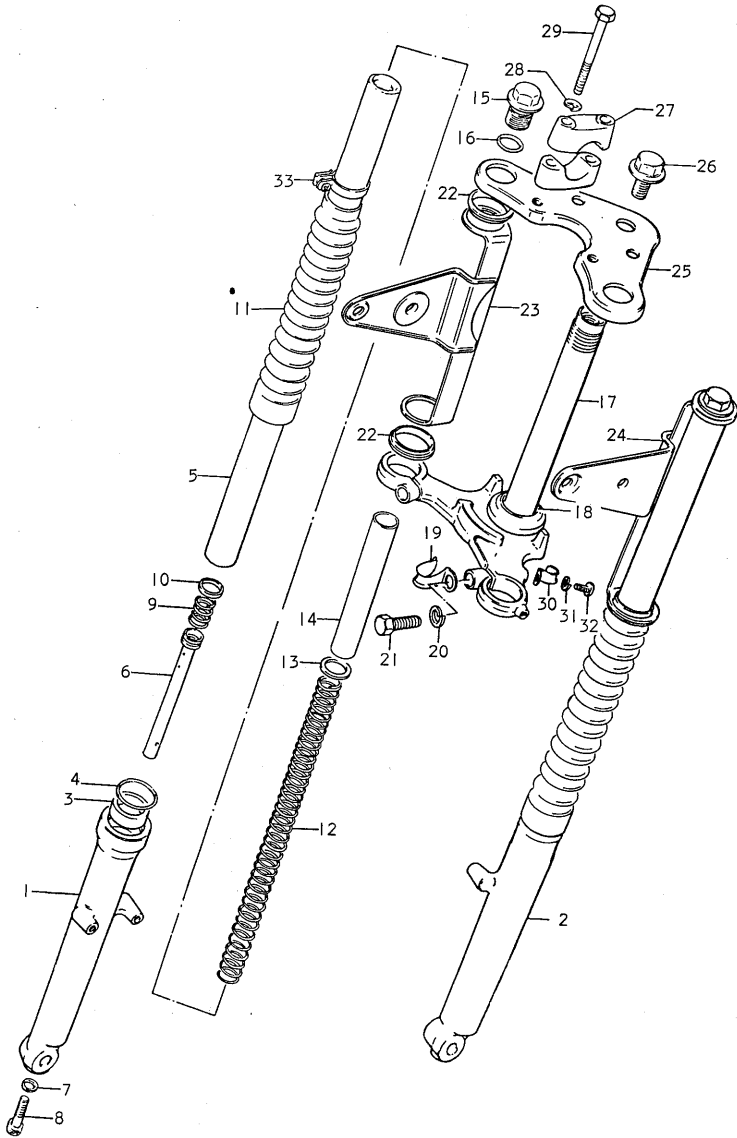


FIG.57 FOR YOUR MARKET (E25)

Ref.No.	Part No.	Description	Q'ty N	Remarks
	51100-23691-291	FORK ASSY, front	1	
1	51131-23680	•OUTER TUBE, RH	1	
2	51141-23680	•OUTER TUBE, LH	1	
3	51153-46100	•OIL SEAL	2	
4	51156-46100	•STOPPER RING, oil seal	2	
5	51110-23641	•FORK PIPE	2	
6	51146-23640	•SEAT PIPE	2	
7	51148-31030	•GASKET	2	
8	51147-31030	•BOLT	2	
9	51177-46100	•REBOUND SPRING	2	
10	51196-46100	•PISTON RING	2	
11	51571-23660	•BOOT	2	
12	51171-23641	•SPRING	2	
13	51192-46100	•SEAT, spring	2	
14	51176-46100	•COLLAR, spring	2	
15	51351-46190	•BOLT	2	
16	51181-46190	•O RING	2	
17	51410-23640	•STEERING STEM	1	
18	51622-20001	••OUTER RACE	1	
19	51452-08030	•CLIP	1	
20	08321-21108	•LOCK WASHER	2	
21	01107-10308	•BOLT	2	
22	51553-46100	•CUSHION	4	

FIG. 57 FOR YOUR MARKET (E25)

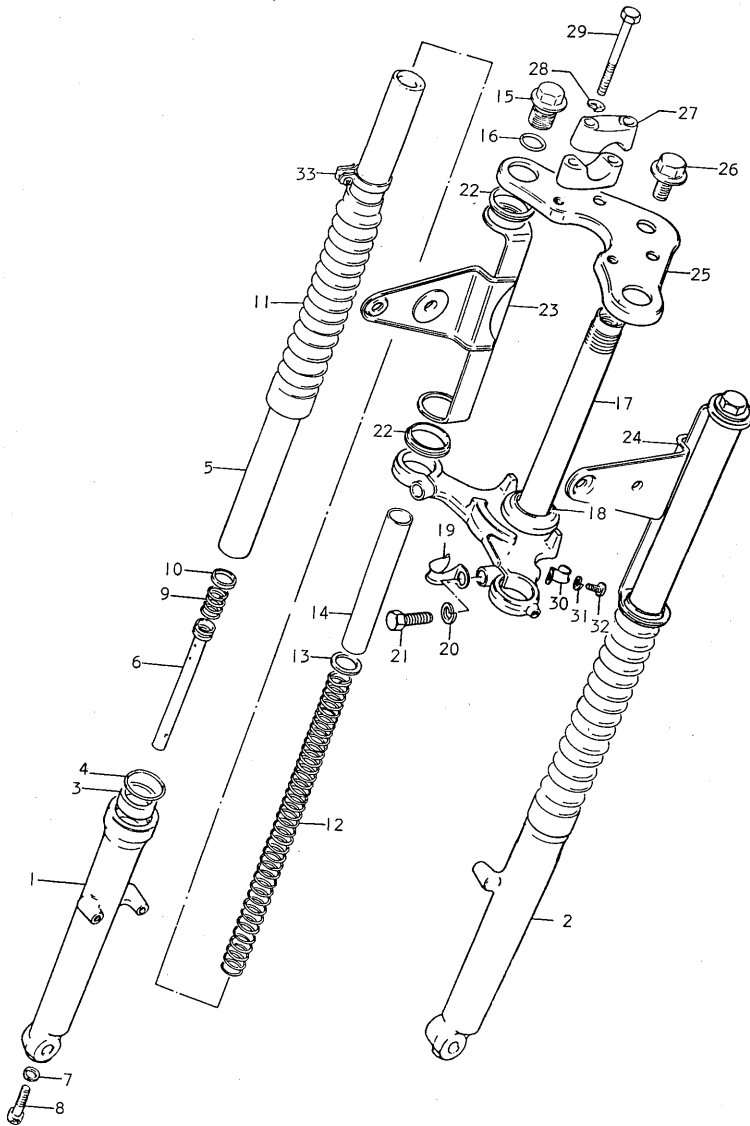


FIG.57 FOR YOUR MARKET (E25)

Ref.No.	Part No.	Description	Q'ty N	Remarks
23	51530-23640-291	·BRACKET, headlamp RH	1	
24	51540-23640-291	·BRACKET, headlamp LH	1	
25	51310-23641-291	·STEERING STEM HEAD	1	
26	51352-46101	·BOLT	1	
27	56211-27130-291	·HOLDER, handle	4	
28	08321-21088	·LOCK WASHER	4	
29	01107-08558	·BOLT	4	
30	51452-05130	·CLIP	1	
31	08321-21068	·LOCK WASHER	1	
32	02112-06128	·SCREW	1	
33	09402-30302	·BAND	2	

FIG. 58 FOR YOUR MARKET (E25)

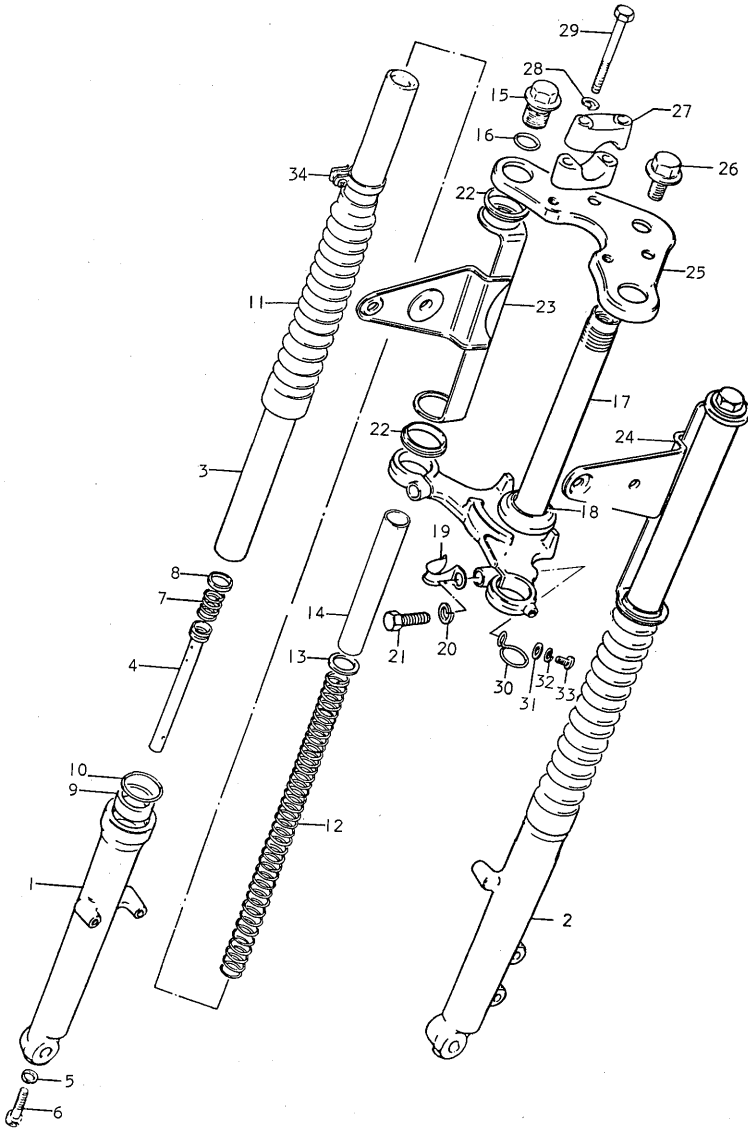


FIG.58 FOR YOUR MARKET (E25)

Ref.No.	Part No.	Description	Q'ty DN	Remarks
	51100-23661-291	FORK ASSY, front	1	
1	51131-23640	*OUTER TUBE, RH	1	
2	51141-23640	*OUTER TUBE, LH	1	
3	51110-23641	*FORK PIPE	2	
4	51146-23640	*SEAT PIPE	2	
5	51148-31030	*GASKET	2	
6	51147-31030	*BOLT	2	
7	51177-46100	*REBOUND SPRING	2	
8	51196-46100	*PISTON RING	2	
9	51153-46100	*OIL SEAL	2	
10	51156-46100	*STOPPER RING, oil seal	2	
11	51571-23660	*BOOT	2	
12	51171-23641	*SPRING	2	
13	51192-46100	*SEAT, spring	2	
14	51176-46100	*COLLAR, spring	2	
15	51351-46190	*BOLT	2	
16	51181-46190	*O RING	2	
17	51410-23640	*STEERING STEM	1	
18	51622-20001	**OUTER RACE	1	
19	51452-08030	*CLIP	2	
20	08321-21108	*LOCK WASHER	2	
21	01107-10308	*BOLT	2	
22	51553-46100	*CUSHION	4	

FIG. 58 FOR YOUR MARKET (E25)

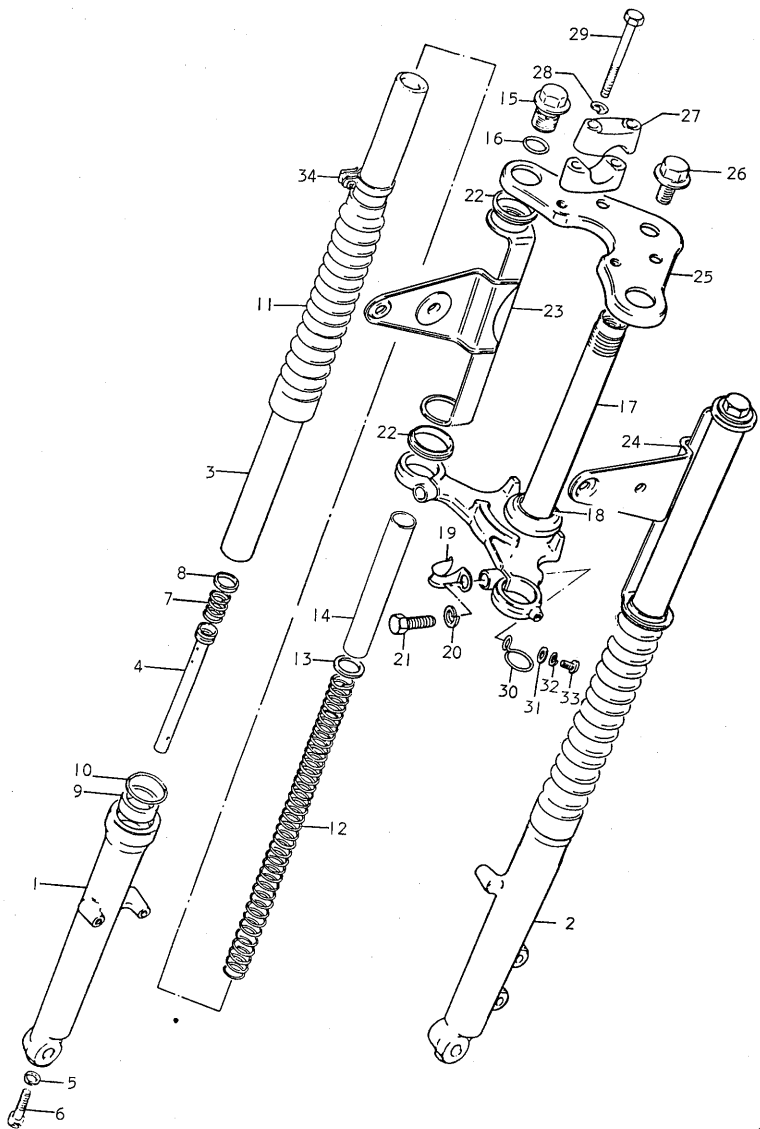


FIG.58 FOR YOUR MARKET (E25)

Ref.No.	Part No.	Description	Q'ty DN	Remarks
23	51530-23640-291	•BRACKET, headlamp RH	1	
24	51540-23640-291	•BRACKET, headlamp LH	1	
25	51310-23641-291	•STEERING STEM HEAD	1	
26	51352-46101	•BOLT	1	
27	56211-27130-291	•HOLDER, handle	4	
28	08321-21088	•LOCK WASHER	4	
29	01107-08558	•BOLT	4	
30	51452-46100	•CLIP	1	
31	08322-21068	•WASHER	1	
32	08321-21068	•LOCK WASHER	1	
33	02112-06128	•SCREW	1	
34	09402-30302	•BAND	2	

• FIG.59 FOR YOUR MARKET (E25)

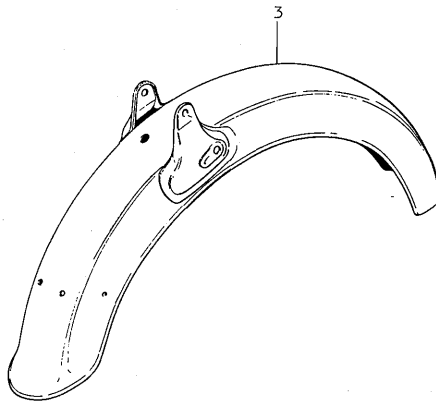
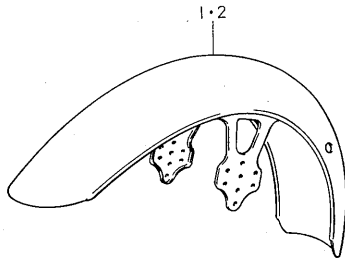


FIG.59 FOR YOUR MARKET (E25)

Ref.No.	Part No.	Description	Q'ty		Remarks
			N	DN	
1	53110-22340	FENDER, front	1	-	
2	53110-22330	FENDER, front	-	1	
3	63110-22670-189	FENDER, rear	1	1	

FIG.60 FOR YOUR MARKET (E25)

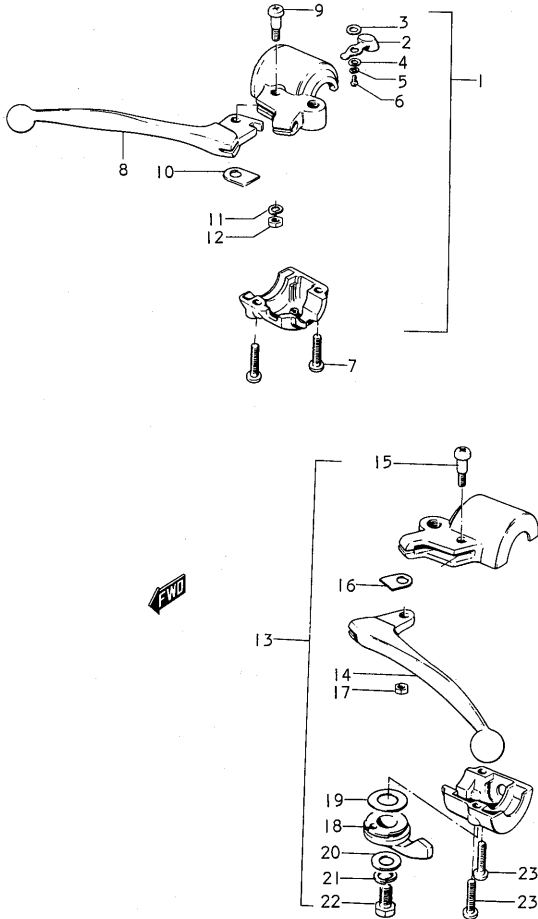


FIG.60 FOR YOUR MARKET (E25)

Ref.No.	Part No.	Description	Q'ty		Remarks
			N	DN	
1	57300-20715	BRAKE LEVER & RH SWITCH ASSY	1	1	
2	57320-01011	•KNOB, dimmer switch	1	1	
3	57334-01010	•WASHER, spring	1	1	
4	08322-21038	•WASHER	1	1	
5	08321-21038	•LOCK WASHER	1	1	
6	09125-03103	•SCREW	1	1	
7	09125-05105	•SCREW	2	2	
8	57421-27212	•LEVER, brake	1	1	
9	57431-01011	•BOLT, pivot	1	1	
10	57435-20010	•SPACER, lever	1	1	
11	08321-21058	•LOCK WASHER	1	1	
12	57633-27500	•NUT	1	1	
13	57500-22632	CLUTCH LEVER & LH SWITCH ASSY	1	1	
14	57621-20012	•LEVER, clutch	1	1	
15	57431-01011	•SCREW, pivot	1	1	
16	57435-20010	•SPACER, lever	1	1	
17	57633-27500	•NUT	1	1	
18	58721-25611	•LEVER, starter	1	1	
19	58722-03010	•WASHER, spring	1	1	
20	58723-03010	•WASHER	1	1	
21	08321-21068	•LOCK WASHER	1	1	
22	01107-06128	•BOLT	1	1	
23	09125-05105	•SCREW	2	2	



PARTS NUMBER INDEX

Part No.	Page-Ref. No. (Address No.)	Part No.	Page-Ref. No. (Address No.)	Part No.	Page-Ref. No. (Address No.)
I 0000					
11111-19001	1-01	12200-06100	42-01	13268-05010	43-12
11111-19610	52-01	12200-35892	4-06		53-10
11111-26000	38-01	12211-06100	42-04	13269-01010	5-11
11141-06110	38-02	12211-19000	4-09		43-11
	52-02	12221-06101	42-06		53-11
11141-22600	1-02	12221-35001	4-10	13296-05010	5-13
11211-19001	1-03	12261-06100	42-07		43-13
11211-26000	38-06	12261-35002	4-11	13296-22600	53-13
11241-19000	1-04	12410-22210	42-09	13370-35620	5-14
11241-19300	38-07	12421-05210	42-10		43-14
11300-22851	40-01	12450-26000	42-12	13370-35620	53-14
11300-22861	52-05	12461-05002	42-15	13383-01010	43-15
11300-22870	2-01	12471-05001	42-16	13383-19011	5-15
11300-26832	39-01	12511-06100	4-13		53-15
11340-22630	3-01	12521-19002	2-09	13392-01010	5-16
11341-22640	52-08	13150-22600	4-24	13392-01010	43-16
11351-22610	40-08	13156-22600	4-25		53-16
11351-22620	3-19	13200-05112	43-0	13394-01010	43-17
11366-22600	3-28	13200-22660	5-0	13394-12110	5-17
11381-01001	3-25	13200-22671	53-0		53-17
11381-05002	40-13	13247-05010	5-01	13411-01010	5-18
11383-05001	41-01		43-01		43-18
11383-22001	3-09		53-01		53-18
11385-19002	8-10	13249-05010	5-02	13417-01010	5-19
11385-26000	45-04		43-02		43-19
11440-22500	41-05	13249-05010	53-02	13417-01010	53-19
11440-27200	3-13	13251-01011	5-05	13418-03110	5-20
11481-05000	39-02		43-05		43-20
11481-22001	2-02		53-05		53-20
11482-05000	40-02	13252-02010	43-06	13551-22600	5-21
11482-22000	3-03	13252-06110	5-06	13551-22670	53-21
11483-22001	3-20		53-06	13551-26010	43-21
11483-26000	40-09	13254-01010	5-07	13573-05010	5-22
11492-05002	41-03		43-07		43-22
11492-22000	3-11		53-07	13573-35010	53-22
11910-06000	41-06	13265-05110	5-08	13577-03010	43-23
12110-35000	4-01-1		43-08	13577-22600	5-23
12110-35612-050	4-01-2		53-08		53-23
12110-35612-100	4-01-3	13267-05010	5-09	13581-01010	5-25
12140-05100	4-02-1		43-09		43-25
12140-46110-050	4-02-2	13267-05010	53-09	13581-01010	53-25
12140-46110-100	4-02-3	13268-01010	5-12	13661-03010	5-24
12151-02000	4-03		43-10		43-24
12161-35000	4-07		53-12		53-24
	42-02	13268-05010	5-10	13688-08010	5-26

Part No.	Page-Ref. No. (Address No.)	Part No.	Page-Ref. No. (Address No.)	Part No.	Page-Ref. No. (Address No.)
13688-08010	43-26	21231-25040	46-02	25340-05101	48-09
	53-26	21241-22000	9-03	25341-23000	11-11
13700-22011-676	6-01	21241-25301	46-03	25350-05100	48-13
13700-22311-019	41-07	21411-22000	9-06	25350-23000	11-13
13710-05010	41-08	21411-22200	46-08	25351-22600	12-05
13721-05012	41-09	21441-07200	9-11	25354-05101	48-11
13721-12020	6-03	21441-12000	46-11	25381-05100	48-07
13742-05110	41-13	21451-22000	9-12	25411-05100	48-06
13780-05110	41-10	21451-23000	46-12	25510-22102	11-26
13780-22010	6-02	21460-23000	46-13	25510-22200	48-21
13881-05002	41-14	21462-22000	9-13	25600-22600	11-32
13881-22001	6-04	21466-07000	9-15	25652-16500	11-33
14150-22661	7-02	23111-03001	46-07	25671-19000	11-30
14150-22672	54-01	23121-03010	46-14	25812-22600	12-03
14181-05010	44-01	23121-22000	9-17	25820-22600	12-01
14181-19000	7-01	23200-05030	46-17	26211-35001	13-01
14182-03300	7-06	23200-22000	9-18	26221-01030	13-02
14301-22301	44-02	23222-07000	9-23	26222-01001	13-03
14301-22671	7-03	24121-05100	47-01	26231-01000	13-06
14301-22681	54-02	24121-22100	10-01	26232-01000	45-05
14510-05003	44-03	24130-22600	47-12	26232-06000	13-09
14510-06104	7-04	24130-22610	10-12	26241-05101	45-07
14510-22600	54-03	24221-05101	47-03	26241-35000	13-15
14771-19010	7-09	24221-22110	10-03	26260-19002	10-17
14771-22601	54-05	24231-05101	47-02	26280-19000	10-08
16100-19014	8-01	24231-22100	10-02	26300-22601	13-16
16100-26010	45-01	24241-05100	47-04	26352-01000	13-17
16292-03111	8-04	24241-22110	10-05	27511-01700	52-13
16391-05030	8-08	24251-05100	47-08	27511-04000	10-21
16731-03100	8-09	24310-05102	47-13	27511-19700	47-21
16745-16701	52-09	24310-22100	10-16	27513-35000	10-22
16810-29300	8-12	24321-05103	47-16		12-13
16816-19000	8-16	24321-22100	10-13	27521-22600	12-09
16820-19032	8-15	24331-05102	47-15	27522-22600	12-12
16820-26030	45-02	24331-22100	10-15	27600-05011	10-23
		24341-05100	47-18	27620-01011	10-24
		24351-05100	47-20	27700-22600	12-15
		24741-35000	10-10		
		24821-09000	39-06		
		25211-05100	48-01		
20000					
21111-03001	42-18	25211-22100	11-01		
21111-19002	4-20	25221-05100	48-02		
21200-05102	46-01	25311-05100	48-05		
21200-22002	9-01	25311-22610	11-06		
21231-19040	9-02	25322-35000	11-09		

Part No.	Page-Ref. No. (Address No.)	Part No.	Page-Ref. No. (Address No.)	Part No.	Page-Ref. No. (Address No.)
30000					
32100-43013	14-01	35613-06111	17-03	43600-03001	22-22
32101-43013	14-02		55-10	43600-22600	22-23
32102-43013	14-14	35623-35110	18-04	44100-22310-05H	23-01-2
32120-43013	14-03	35623-35600	17-04	44100-22310-07P	23-01-1
32140-43013	14-04	35627-43010	18-05	44200-36701	51-15
32240-43012	14-07	35661-22610	55-16	44210-23300	23-04
32341-43012	14-11	35710-22650-999	18-01	44300-22670	23-12
32800-19063	19-08	35712-46620	18-02	44300-28817	23-13
33410-19011	14-20	35713-46620	18-03	44341-28070	23-16
33500-69810	38-04	36500-35013	19-15	44344-28070	23-14
33500-69810	52-03	36610-22601	19-01	44346-28070	23-15
33510-22610	1-09	36619-23300	20-09	44600-30832	21-05
33541-69010	38-05	36660-33000	55-17	44600-31831	21-03
	52-04	36740-35011	19-13	44611-22010	21-02
33542-98000	1-10	36851-46200	17-12	44651-05003	21-04
33610-03010	19-02	36852-22600	55-19	44810-22000	21-10
34100-22621	49-01	36852-22620	19-12	45100-22640-866	24-01
34100-26016	15-01	36862-27690	19-07	45118-22640	24-02
34170-25011	15-02	37110-22600	20-01	46310-22012	36-12
34170-26600	49-02	37145-19710	37-04	46310-22611	56-01
34910-22300	15-12	37711-05101	11-17	47111-22010-291	21-11
34910-22310	15-13	37712-01000	11-20	47211-22010-291	21-15
34950-26001	15-05	37712-26000	48-20	47229-22500	56-02
34955-20000	15-06	37721-05100	11-19	47230-03002	21-16
35100-22640	16-01	37721-26000	48-19	47230-19102	21-13
35100-27222	49-05	37740-19051	20-03		
35100-27660-999	55-01	38500-23031	51-13		
35111-27221	49-06	38500-30641	20-06		
35111-27660	16-02	38610-12110	17-08		
	55-02				
35121-22640	16-03				
35121-27660	55-03				
35124-25324	49-07				
35125-27222	49-08				
35128-27221	49-10				
		40000		50000	
35128-27660	16-04	41100-22501-019	21-01	51100-23661-291	58-0
	55-05	41540-05100	19-04	51100-23671-291	26-0
35171-22640	16-05	42100-22301	22-01	51100-23691-291	57-0
35171-27660	55-04	42211-03001	22-02	51100-23701-291	25-0
35171-43020	49-09	42221-03001	22-03	51110-23641	25-05
35601-46170	55-07	42231-09000	22-07	51110-23641	26-03
35603-35600	17-01	42251-03002	22-05		57-05
35603-46370	55-08	43110-22600	22-08	51131-23640	26-01
35612-46210	17-02	43221-22600	22-12		58-01
	55-09	43300-25000	22-15	51131-23680	25-01
				51141-23640	26-02
					58-02
				51141-23680	25-02

Part No.	Page-Ref. No. (Address No.)	Part No.	Page-Ref. No. (Address No.)	Part No.	Page-Ref. No. (Address No.)
51141-23680	57-02	51310-23641-291	25-25	51622-20001	58-18
51146-23640	25-06		26-25	51631-05000	30-28
	26-04		57-25	51643-06001	30-29
	57-06		58-25	51810-27200-291	16-10
	58-04	51351-46190	25-15	51817-06301	16-14
51147-31030	25-08	51351-46190	26-15	51910-25310	30-30
	26-06		57-15	52461-04000	35-18
	57-08		58-15	53110-22310	27-02
	58-06	51352-46101	25-26	53110-22320	27-01
51148-31030	25-07		26-26	53110-22330	59-02
51148-31030	26-05	51352-46101	57-26	53110-22340	59-01
	57-07		58-26	53311-40000	36-01
	58-05	51410-23640	25-17	53321-09100	36-02
51153-46100	25-03		26-17	54110-46001	28-01
	26-09		57-17	54111-46100	29-01
51153-46100	57-03	51410-23640	58-17	54210-46102	28-02
	58-09	51452-05130	25-30	54410-01005	28-03
51156-46100	25-04		57-30		34-03
	26-10	51452-08030	25-19	54441-29301	28-05
	57-04		26-19		34-05
51156-46100	58-10	51452-08030	57-19	54451-46110	28-07
51171-23641	25-12		58-19	54600-46100	29-09
	26-12	51452-46100	26-30	54611-03001	28-12
	57-12		58-30	54621-03000	28-13
	58-12	51530-23640-291	57-23	54632-01001	28-14
51176-46100	25-14	51530-23640-291	58-23	54661-03000	28-16
	26-14	51530-23670-291	25-23	54711-26100	28-20
	57-14		26-23		29-04
	58-14	51540-23640-291	57-24	54740-26100	28-24
51177-46100	25-09		58-24	54750-46100	29-05
51177-46100	26-07	51540-23670-291	25-24	55100-01011	28-30
	57-09		26-24		29-15
	58-07	51553-46100	25-22	55200-01011	28-31
51181-46190	25-16		26-22		29-16
	26-16		57-22		51-10
51181-46190	57-16	51553-46100	58-22	55200-03600	34-29
	58-16	51571-23660	57-11	55261-01010	28-32
51192-46100	25-13		58-11		29-17
	26-13	51571-46100	25-11		34-30
	57-13		26-11	55300-46810	29-13
51192-46100	58-13	51611-20002	30-25	55301-01812	28-34
51196-46100	25-10	51621-25000	30-26	55311-01020	28-33
	26-08	51622-20001	25-18		51-11
	57-10		26-18	55311-07020	34-31
	58-08		57-18	55311-22600	29-14

Part No.	Page-Ref. No. (Address No.)	Part No.	Page-Ref. No. (Address No.)	Part No.	Page-Ref. No. (Address No.)
56111-20001	30-01	57500-22631	60-13	59371-46100	32-03
56111-20712	30-02	57621-27210	31-18	59372-46100	32-15
56211-27130-291	25-27		50-23	59373-46100	32-16
	26-27		60-14	59381-46100	32-14
	57-27	57633-27500	31-14		
56211-27130-291	58-27	57633-27500	31-20		
56500-19010	51-04		50-12		
56500-22600	30-03		50-27		
56600-22610	56-03		60-12		
57110-20010	31-01		60-17		
				60000	
57211-20010	31-16	58100-03731	30-04	61100-22860-019	33-01
57300-20624	31-03	58100-07721	30-05	61211-20001	33-03
57300-20714	50-01	58100-22601	30-06	61310-22610	33-08
	60-01	58100-22611	30-07	61411-01002	34-24
57320-01011	31-04	58200-05700	30-12	62100-22610	33-12
57320-01011	50-02	58200-05710	51-05	62311-19600	33-13
	50-14	58200-07001	51-06	63110-22609	27-06
	60-02	58200-07711	30-13	63110-22670-189	59-03
57334-01010	31-08	58300-22600	30-16	63311-22000	36-06
	50-03	58300-22620	56-06	64110-46100	34-01
57334-01010	50-18	58300-22630	30-17	64210-46002	34-02
	60-03	58300-22640	56-05	64311-01001	33-19
57337-01010	31-09	58410-01751	30-21	64451-46100	34-06
	50-19	58621-21203	27-05	64511-01739	51-08
57370-01311	31-22	58631-07010	31-02	64511-01799	56-09
57370-01311	50-20	58721-25611	31-24	64511-01970	34-21-2
57382-01311	31-23		50-28	64511-27600	34-21-1
	50-21		60-18	64711-43000	34-12
57421-27210	31-10	58722-03010	31-25	64750-22600	34-18
	50-08		50-29	65100-01011	51-09
57421-27210	60-08	58722-03010	60-19	65100-35010	34-28
57431-01011	31-11	58723-03010	31-26	65300-03817	34-32
	31-19		50-30	65301-01817	51-12
	50-09		60-20	66111-22600	35-01
	50-24	59111-18410	32-09	66112-22600	35-02
57431-01011	60-09	59112-18410	32-10	66113-22600	35-03
	60-15	59150-46100	32-04	66114-22600	35-04
57435-20010	31-12	59211-46100	29-10	66115-22600	35-05
	31-21	59300-46100	32-01	66120-22600	35-10
	50-10	59300-46810	32-11	66121-22600	35-11
57435-20010	50-25	59305-46100	32-07	66122-22600	35-12
	60-10	59306-46100	32-08	66123-22600	35-13
	60-16	59308-46100	32-05	66127-22600	35-17
57500-21013	50-13	59309-46100	32-06	66131-22600	35-20
57500-22621	31-17	59360-46100	32-02	66140-22600	35-21

Part No.	Page-Ref. No. (Address No.)	Part No.	Page-Ref. No. (Address No.)	Part No.	Page-Ref. No. (Address No.)
66150-22600	35-22	99000-32040	37-07	02111-04308	14-05
66161-22600	35-24	99000-33020	37-06	02112-03048	11-22
66162-22600	35-25	99800-39301	56-04	02112-03128	55-11
66163-22600	35-23			02112-04088	14-12
68101-22830-65M	23-02			02112-04108	36-03
68111-46600-742	23-03			02112-04128	16-07
68131-22310-05H	21-12-2			02112-04208	11-21
68131-22310-07P	21-12-1			02112-05068	7-05
68141-22310-05H	21-18-2				44-04
68141-22310-07P	21-18-1	00000			54-04
68171-26000	21-19	01104-05168	36-07	02112-05088	3-26
68233-31000	40-14	01107-06108	18-08	02112-05128	3-29
68233-34000	41-02		27-03		14-21
68234-25300	3-10	01107-06128	30-19		30-31
	3-27		17-09		52-10
		01107-06128	27-07	02112-05168	3-14
			31-28		8-05
			36-13		9-22
			50-32		41-04
			60-22	02112-05208	3-12
80000					
85413-70000	23-05	01107-06168	11-12	02112-05208	19-10
		01107-06208	23-09	02112-05308	8-06
			11-34	02112-05408	40-07
		01107-06258	13-18	02112-06088	20-02
			21-06	02112-06108	8-11
		01107-06308	48-17	02112-06108	10-11
		01107-06658	17-06-1		32-12
		01107-08128	15-10	02112-06128	2-11
			20-07		25-32
		01107-08168	22-13		26-33
90000					
90001-31817	30-33	01107-08258	24-04	02112-06128	57-32
99000-10105-019	37-09-1	01107-08558	25-29		58-33
99000-10105-291	37-09-2		26-29	02112-06208	7-11
99000-10109-019	37-10-1		57-29	02112-06258	3-04
99000-10109-291	37-10-2		58-29		40-11
99000-10205-05H	37-09-3	01107-10308	25-21	02112-06307	2-08
99000-10205-07P	37-09-4		26-21		3-24
99000-10209-05H	37-10-3		57-21	02112-06358	3-23
99000-10209-07P	37-10-4		58-21		40-06
99000-21021	37-08-2			02112-06408	2-07
99000-21145	37-08-1	01204-08307	16-11	02112-06408	3-05
99000-21150	37-08-3	01421-06958	1-05		3-22
99000-21250	37-08-4	02111-04188	5-03	02112-06458	2-06
99000-21260	37-08-5		43-03		39-04
99000-25030	37-05		53-03		40-05

Part No.	Page-Ref. No. (Address No.)	Part No.	Page-Ref. No. (Address No.)	Part No.	Page-Ref. No. (Address No.)
02112-06458	40-12	08143-63017	34-19	08321-21048	14-06
02112-06508	3-21	08211-12261	10-04		14-10
	40-04		47-09		14-13
02112-06557	2-05	08211-12302	13-12		16-08
	40-10	08211-17282	46-09		43-04
02112-06608	2-04	08211-17282	47-07	08321-21048	53-04
02112-06658	3-06	08211-17301	46-06	08321-21058	8-07
	39-03	08211-17322	9-07		31-13
02112-06708	40-03	08221-20306	52-12		36-08
02112-06808	3-07	08310-11058	15-09		50-11
02122-05128	46-20	08310-11058	19-09	08321-21058	50-26
02122-05168	4-26		36-11		60-11
	9-16	08310-11068	1-07	08321-21068	19-06
02122-06128	2-10		17-11		25-31
	11-18		18-09		26-32
02122-06168	42-17	08310-11068	28-09	08321-21068	27-04
	48-10		34-10		27-08
02122-06208	11-10		34-27		30-20
02132-05128	40-15		36-16		31-27
03111-04208	41-17		48-15		32-13
03111-04258	6-06	08310-12088	2-19	08321-21068	34-26
04111-12108	5-30		7-08		35-15
	43-30		8-20		36-15
	53-30		30-14		48-18
04111-20208	22-21	08310-12108	33-04		50-31
04111-20208	28-23	08310-12108	51-02	08321-21068	57-31
	29-08		55-14		58-32
04111-25208	11-05	08310-22048	36-05		60-21
04111-30308	22-11	08310-22068	9-20	08321-21088	2-15
	34-15		21-14		7-07
04211-09129	2-03	08310-22068	21-17	08321-21088	16-12
	3-02		35-14		22-14
	42-14		46-19		24-05
05022-05189	9-04	08313-11068	41-11		25-28
	46-04	08313-11108	33-15		26-28
06111-06003	30-27	08314-31108	28-22	08321-21088	33-24
06211-03052	42-11		29-07		57-28
08113-62007	28-28	08314-31128	34-14		58-28
08113-62040	10-19	08319-31088	24-03	08321-21108	14-18
	52-11	08321-21038	31-07		25-20
08113-63030	4-18	08321-21038	50-05	08321-21108	26-20
08123-63007	29-02		50-17		33-05
08123-63017	34-20		60-05		51-03
08130-60027	12-10	08321-21048	5-04		55-13
08143-63007	28-27		11-24		57-20

Part No.	Page-Ref. No. (Address No.)	Part No.	Page-Ref. No. (Address No.)	Part No.	Page-Ref. No. (Address No.)
08321-21108	58-20	08331-11149	13-04	09140-08008	33-23
08321-31088	2-16	08331-11219	10-07	09140-10003	14-16
	32-19	08331-31159	12-11	09140-10012	33-14
08322-11068	17-07		28-19	09140-14002	4-22
	27-09	08331-31169	35-09	09140-16001	9-08
08322-11088	2-17	08332-11078	12-04	09150-05101	30-08
	15-11	08341-31039	4-23	09150-06001	22-17
	16-13	08341-31059	35-07	09159-06017	35-19
	20-08	09100-06005	33-09	09160-05001	28-15
	24-06	09100-06038	17-06-2	09160-05006	15-08
08322-11108	12-08	09100-06051	33-10	09160-05017	36-10
	28-21	09100-06078	28-10	09160-06004	23-10
	29-06		34-11	09160-06007	21-09
	55-15	09100-08094	29-11	09160-06019	9-21
08322-21038	11-23	09100-08140	34-22	09160-10005	33-17
08322-21038	31-06	09100-10004	12-07	09160-10026	56-08
	50-04	09100-10018	51-01	09160-12012	34-13
	50-16	09100-10046	33-18	09160-12015	47-14
	60-04	09103-08023	2-14	09160-14001	28-11
08322-21048	11-25	09103-08024	2-13		34-07
08322-21048	14-09	09104-08014	32-17	09160-14005	45-06
	16-09	09108-06026	38-08	09160-14016	13-13
	36-04	09111-06003	11-14	09160-15002	22-10
08322-21058	14-22	09111-06004	48-08	09160-16005	28-17
	19-11	09111-08013	33-22	09160-16011	42-03
08322-21058	22-19	09119-08014	8-19	09160-21005	10-06
	30-32	09125-03103	31-05	09163-16001	9-10
	36-09		50-06	09164-14004	13-14
08322-21068	1-06		50-15	09166-14008	4-21
	11-15		60-06	09167-17001	9-09
08322-21068	17-10	09125-04001	14-08	09167-17002	46-10
	22-20	09125-05105	31-15	09167-17003	47-17
	26-31		31-29	09168-06001	3-18
	28-08		50-07	09168-06002	8-03
	33-11		50-22		8-18
08322-21068	34-09	09125-05105	60-07	09168-06010	23-18
	34-25		60-23	09168-10002	2-21
	36-14	09128-06002	23-17	09169-08011	34-23
	41-12	09128-06004	3-17	09169-08019	29-12
	58-31		19-05	09180-06002	23-08
08322-21088	2-18	09134-03101	28-18	09180-06004	11-04
	32-18	09134-06001	46-18		48-04
08322-21108	14-17	09134-06007	9-19	09180-06021	48-12
	33-06	09139-05011	14-19	09180-06022	48-14
	33-16	09139-06002	13-10	09180-06050	21-08

Part No.	Page-Ref. No. (Address No.)	Part No.	Page-Ref. No. (Address No.)	Part No.	Page-Ref. No. (Address No.)
09180-08001	16-17	09283-23001	4-17	09402-30302	58-34
09180-10005	28-25	09283-25009	42-19	09402-30701	7-10
	29-03	09284-15001	28-26	09402-46303	41-15
09180-12005	34-16	09285-05004	47-10	09402-48303	41-16
09180-12068	11-27	09285-05005	9-25	09402-62306	6-05
09180-12078	34-17	09285-12002	11-31	09403-09304	30-18
09180-17025	46-05	09285-14001	13-11	09407-06401	30-22
09180-17026	4-12	09285-43001	28-29	09408-00002	30-23
09180-17027	4-19	09287-07001	30-10	09408-00005	56-07
09180-20006	42-20	09287-07002	30-15	09408-00014	30-24
09180-20017	4-14	09287-07002	51-07	09440-04010	13-08
09201-04003	11-08	09300-12008	10-18	09440-04011	12-06
09205-04007	35-08	09308-05005	18-07	09440-06003	30-11
09209-05012	13-07	09308-08001	55-18	09440-09004	22-16
09209-10001	30-09	09308-12001	20-05	09440-14007	9-14
09209-10002	11-02	09309-07005	3-15	09440-18002	33-20
	48-03	09309-08002	8-14	09440-19010	12-14
09209-10010	11-03	09309-09003	51-14	09440-39001	35-06
09209-11002	22-18	09309-09006	14-15	09443-06019	20-04
09220-04001	9-26	09319-08008	2-12	09443-07001	28-04
09247-10001	2-20	09319-10009	33-02	09443-07001	34-04
09250-07001	27-10	09320-08004	15-07	09443-07013	11-29
09250-10005	2-22	09320-09002	23-07	09443-07014	11-16
09250-12002	39-05	09320-10008	21-07	09443-08001	9-24
09250-14002	3-16	09320-12014	16-16	09443-08005	48-16
09250-15001	52-06	09320-22001	33-07	09443-12003	46-15
09250-20003	45-03	09321-05006	23-11	09443-16002	22-04
09259-13001	52-07	09321-10001	22-06	09444-26005	11-28
09259-20003	3-08	09329-10005	23-06	09444-26008	48-22
09261-02001	46-16	09329-12002	16-15	09448-31010	22-09
09261-04002	11-07	09343-05037	23-19	09448-38002	13-05
09262-17012	47-11	09343-12005	12-16	09462-00007	19-03
09262-20015	42-08	09344-03014	3-30	09471-06001	15-04
09262-30003	10-09	09360-06003	8-02		49-04
09263-12003	4-05		8-17	09471-06002	15-03
09263-16014	4-08	09380-17001	10-14	09471-06002	49-03
	42-05		47-19	09471-06021	17-05
09263-21006	9-05	09380-26001	47-06		55-12
09269-20006	4-15	09381-12001	4-04	09471-06022	49-11
09280-00002	42-13	09384-06001	33-21	09471-06034	18-06
09280-08003	12-02	09385-10001	33-25	09471-06035	55-06
09280-14003	28-06	09399-14001	47-05	09471-06038	16-06
	34-08	09401-08401	8-13	09481-10001	19-14
09283-20011	4-16	09401-08402	23-20	09482-00057	38-03-1
09283-20020	10-20	09402-30302	57-33	09482-00058	38-03-2

Part No.	Page-Ref. No. (Address No.)	Part No.	Page-Ref. No. (Address No.)	Part No.	Page-Ref. No. (Address No.)
09482-00105	1-08-1				
09482-00106	1-08-2				
09491-20004	5-27				
09491-60004	53-27				
09491-72009	43-27				
09492-17002	5-28				
	53-28				
09492-25003	43-28				
09494-00038	43-29				
09494-00171	5-29				
09494-00171	53-29				
09800-00108	20-10				
09821-00004	37-01				
09825-00002	37-02				
09826-00001	37-03				



SUZUKI MOTOR CO., LTD.

Head Office : Hamamatsu - Nishi, P.O.Box 1,
432-91 Hamamatsu, Japan

SUZUKI A50PN PARTS CATALOGUE

1st Edition

Printed in May., 1978

Published in May., 1978

Editor : SUZUKI MOTOR Co., LTD.

Export parts section

Reprint Prohibited



SUZUKI MOTOR CO.,LTD.

99000-93690

C

Printed in Japan