

# SUZUKI

## PARTS CATALOGUE

### SUZUKI

# A50

(A50・2・L・M・B)

持ち出し禁止

PARTS CATALOGUE

MASTER( )


品質管理部技術資料課







**SUZUKI A50**



**SUZUKI A50-2**




**SUZUKI A50L**



**SUZUKI A50M**



**SUZUKI A50B**





# PREFACE

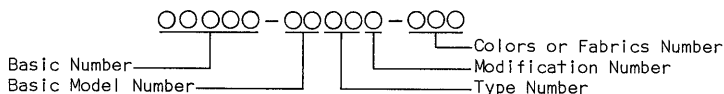
When it becomes necessary to replace parts on SUZUKI MOTORCYCLES always use SUZUKI GENUINE PARTS which have passed a strict inspection which guarantees quality and performance.

This parts catalogue covers the list of all service parts for SUZUKI A50, A50-2, A50L, A50M and A50B.

## A. INSTRUCTIONS FOR QUOTING THE CATALOGUE

### 1. COMPOSITION OF THE PART NUMBER

#### 1-1. REGULAR PARTS

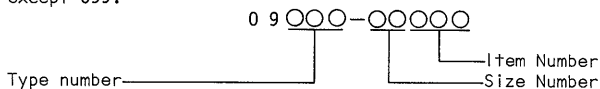


#### 1-2. STANDARD PARTS

Numbers of all standard parts begin with 0 except beginning with 09 or 000.

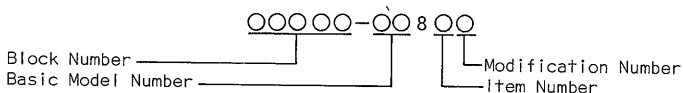
#### 1-3. SPECIAL STANDARD PARTS

Special standard parts are parts which are similar to standard parts but differ in some respect. All special standard parts numbers begin with 09 except 099.



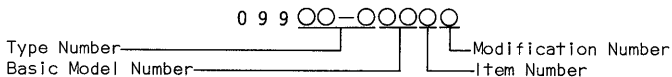
#### 1-4. PARTS ASSEMBLIES

The eight digit of numbers of parts assemblies is always 8.



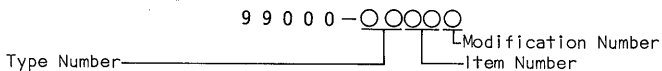
#### 1-5. SPECIAL TOOLS

Part Numbers begin with 099.



#### 1-6. MISCELLANEOUS

Part numbers begin with 99000.



## 2. DIMENSIONS

Dimensions of the parts in this catalogue are indicated in unit millimeters.

## 3. ABBREVIATIONS

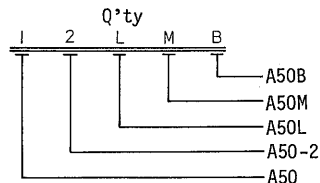
Abbreviations used in this catalogue are as follows:

AR : As required	L : Length
ASSY : Assembly	NT : Number of teeth
F.No. : Frame Number	OPT : Optional
d : Diameter of material	OS : Over size
ID : Inside diameter	STD : Standard
OD : Outside diameter	T : Thickness
LH : Left hand side	W : Width
RH : Right hand side	
~12345 : Up to F.No.A50 -12345	
12345~ : From F.No.A50 -12345	

Figures in the remarks column show the dimensions of parts as follows:

$$\begin{array}{c} \underline{12} \times \underline{34} \times \underline{5.6} \\ \text{ID} \quad \text{OD} \quad \text{T(or W,L)} \end{array}$$

The number of letter shown below Q'ty indicate the MODELS NAME as shown right side.



## 4. INNER PARTS OF ASSEMBLY

Parts number that have a period (.) mark before the parts name will be indicated the inner part in relation to the assembly.

## 5. MODIFICATION NOTICE

A parts bulletin will be sent to you on all occasions when changes in parts occur, including interchangeable modifications between new parts and old ones.



6. COLOR CHART

COLOR No.	COLOR NAME	MUNSELL COLOR No.	1	2	L	M	B
00R	RIP MAROON METALLIC					○	
00U	CANDY ROSE						○
002	LIGHT BLUE	9B 3/7	○		○		
019	BLACK	N1	○	○	○	○	○
03R	CERULEAN BLUE (TAPE)						○
05H	CANDY FLORIDA BLUE						○
061	PERMANENT RED	5R 4/14	○				
064	PURE WHITE	N9.3			○	○	
078	CANDY RED		○				
079	CANDE BLUE		○				
126	PEARL METALLIC		○	○	○	○	○
138	CANDY ORANGE			○	○		
186	POP GREEN	7GY 6.3/10		○	○		
189	EGRET WHITE	5B 8.7/0.3		○	○		
291	BLACK			○	○		○
369	BLACK (FOR SEAT)						
403	BLACK (FOR SEAT)					○	
719	ORANGE (TAPE)						○
724	SKY BLUE (TAPE)						○
764	GLOD (TAPE)						○
865	BLACK						○
797	MAUI BLUE MATALLIC					○	○


COMBINATION COLOR						
COLOR No.	COMBINATION	1	2	L	M	B
538	064 + 126				○	
609	186 + 126		○	○		
61R	764 + 719					○
61P	764 + 03R					○
61U	764 + 724					○
611	138 + 126		○	○		
613	186 + 189		○			
614	138 + 189		○			
673	002 + 126	○				
674	061 + 126	○				
676	019 + 126	○				
678	079 + 126	○				
681	078 + 126	○				

MILLIMETER → INCH CONVERSION CHART

	0	1	2	3	4	5	6	7	8	9
00	.000	.039	.079	.118	.157	.197	.236	.276	.315	.354
10	.394	.433	.472	.512	.551	.591	.630	.669	.709	.748
20	.787	.827	.866	.906	.945	.984	1.024	1.063	1.102	1.142
30	1.181	1.220	1.260	1.299	1.339	1.378	1.417	1.457	1.496	1.535
40	1.575	1.614	1.654	1.693	1.732	1.772	1.811	1.850	1.890	1.929
50	1.969	2.008	2.047	2.087	2.126	2.165	2.205	2.214	2.283	2.323
60	2.362	2.402	2.441	2.480	2.520	2.559	2.598	2.638	2.677	2.717
70	2.756	2.795	2.835	2.874	2.913	2.953	2.992	3.031	3.071	3.110
80	3.150	3.189	3.228	3.268	3.307	3.346	3.386	3.425	3.465	3.504
90	3.543	3.583	3.622	3.661	3.701	3.740	3.780	3.819	3.858	3.898

How to read

	0	1	2	3	4
00	---	---	---	---	---
10	---	---	---	---	---
20	---	---	---	0.906	---
30	---	---	---	---	---


 23 millimeters equal 0.906 inch

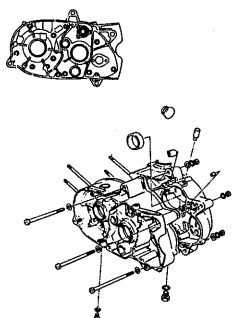
Contents are subject to change without notice or obligation.




A 5 0  
 A 5 0 - 2  
 A 5 0 L  
 A 5 0 M  
 A 5 0 B



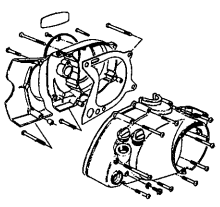
①



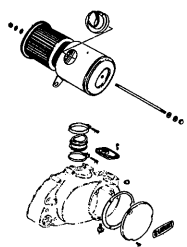
②



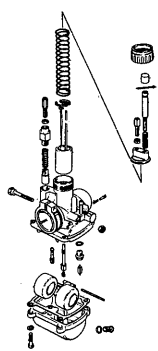
③



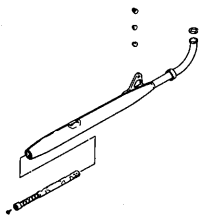
④



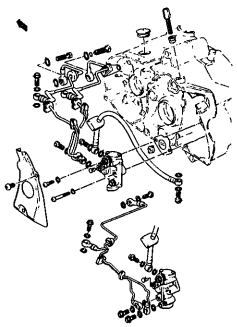
⑤



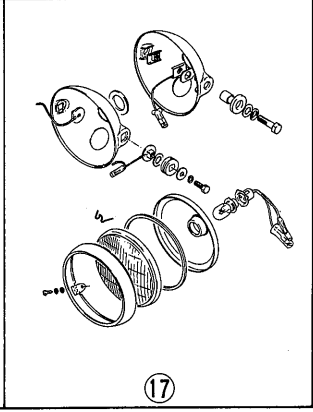
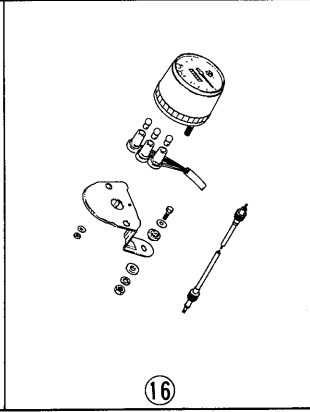
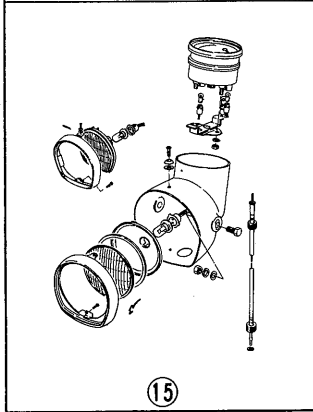
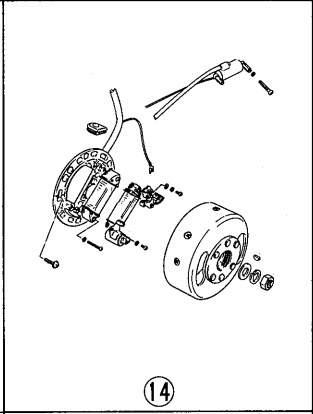
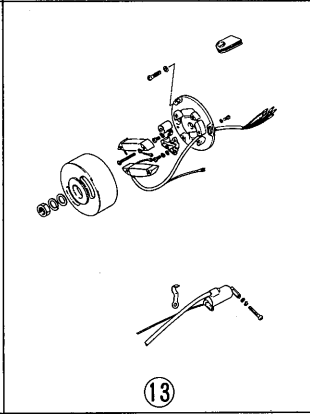
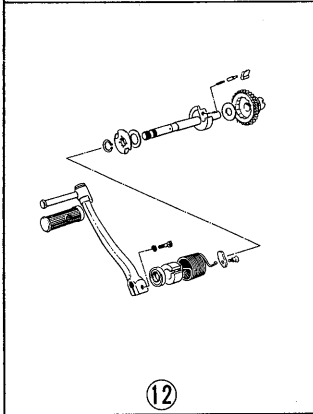
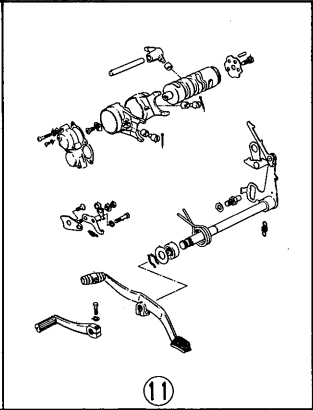
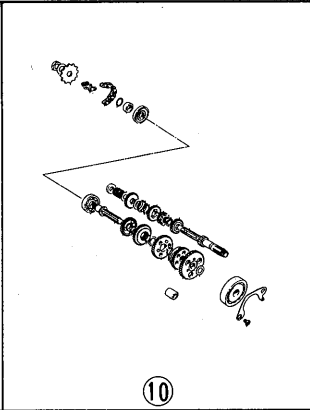
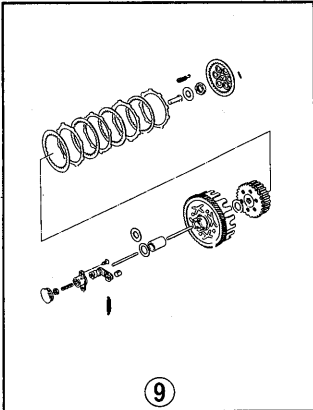
⑥

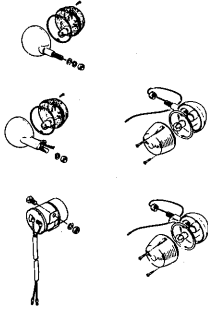


⑦

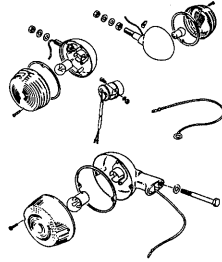


⑧

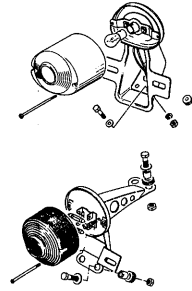




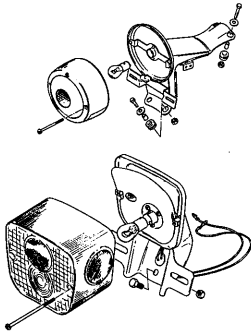
18



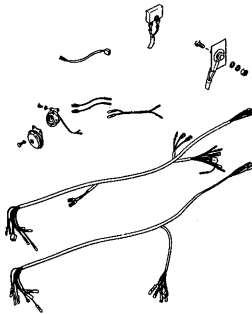
19



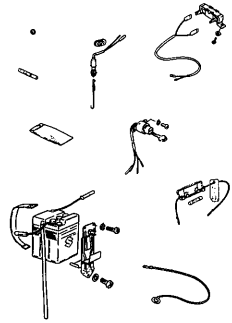
20



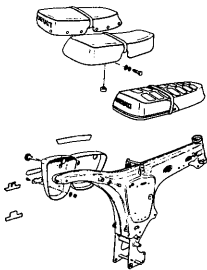
21



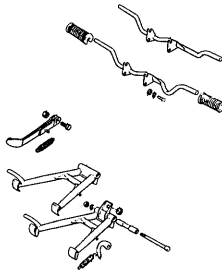
22



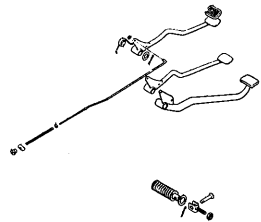
23



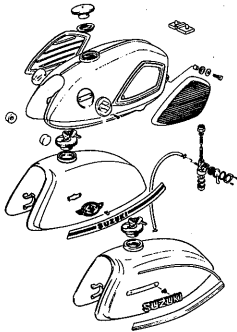
24



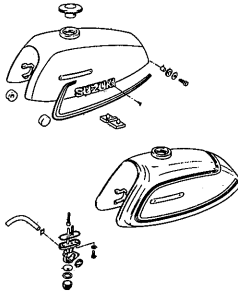
25



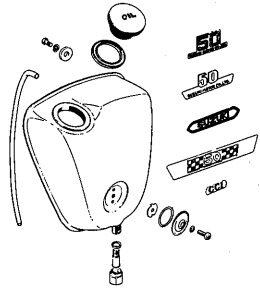
26



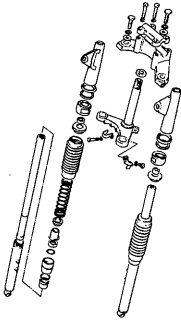
27



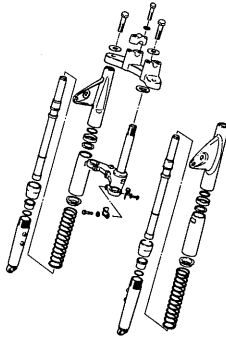
28



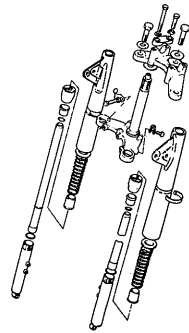
29



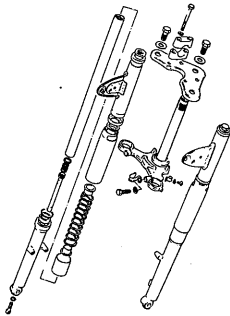
30



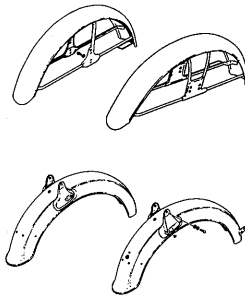
31



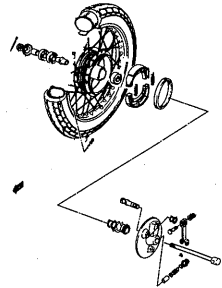
32



33

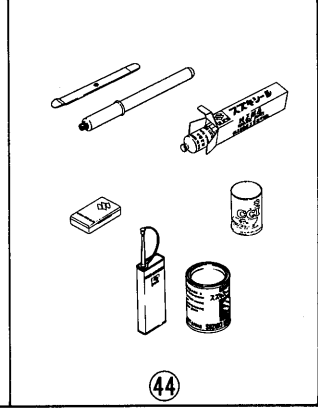
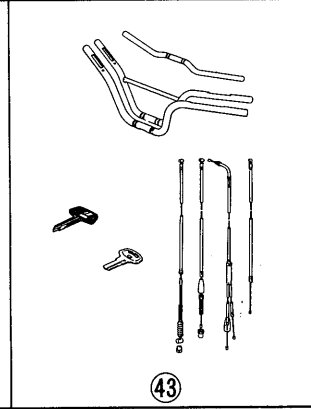
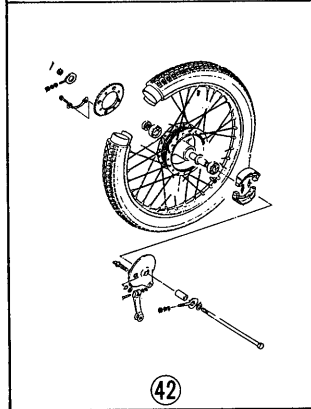
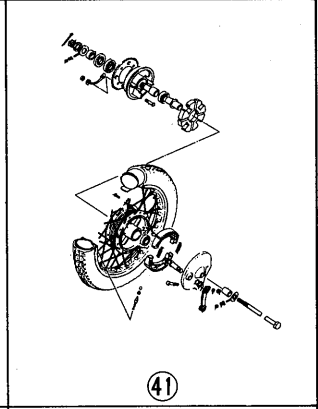
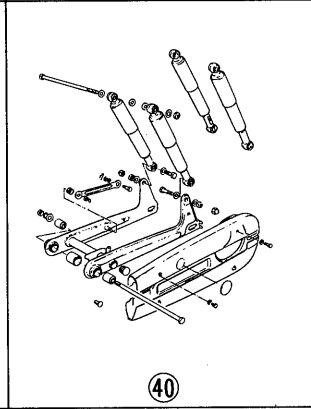

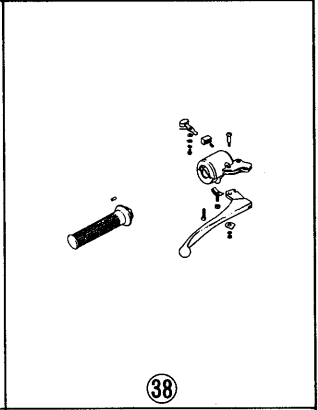
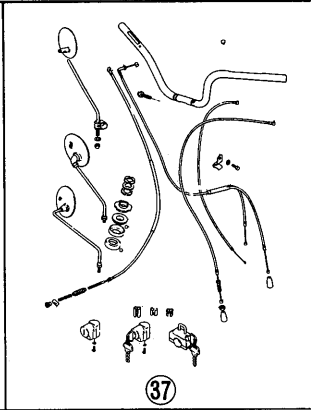
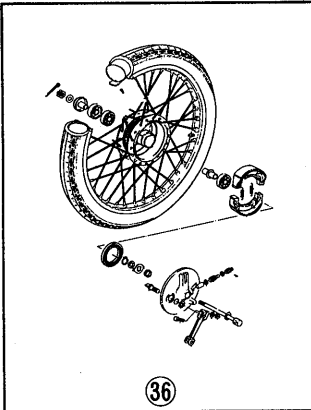


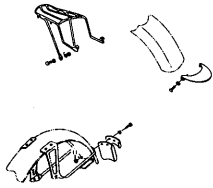
34



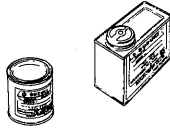
35





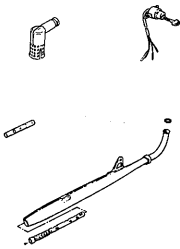


45

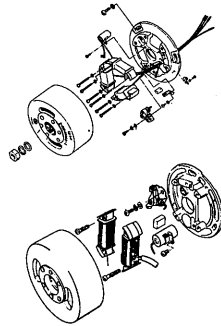


46

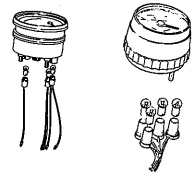
A 5 0  
for E 2



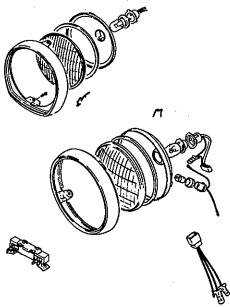
47



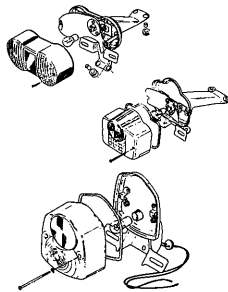
48



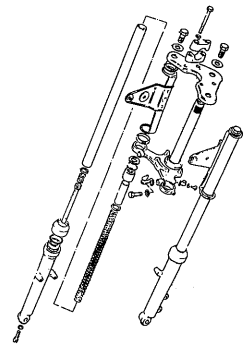
49



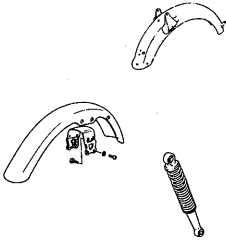
50



51

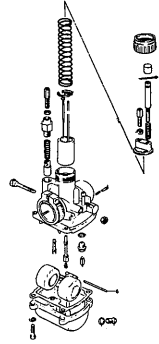


52

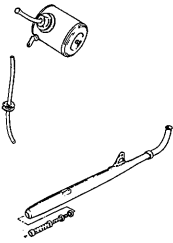


53

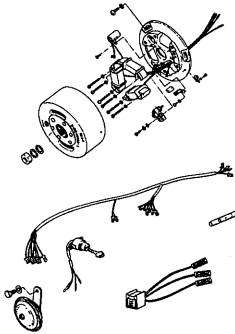
A 5 0  
for E 4



54



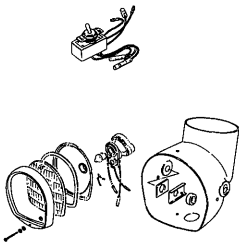
55



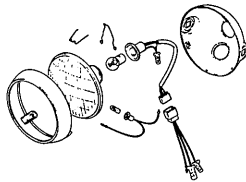
56



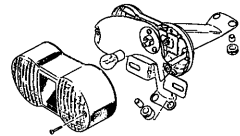
57



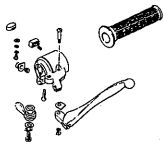
58



59

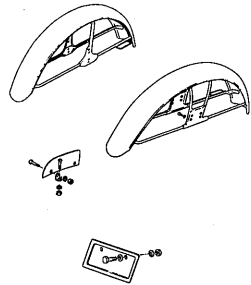


60



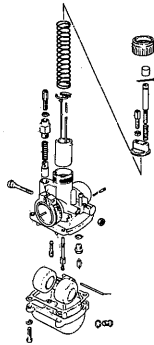
61

A 5 0  
for E 6



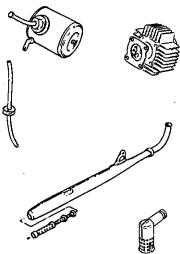
62

A 5 0  
for E13

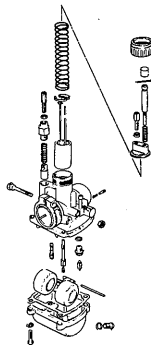


63

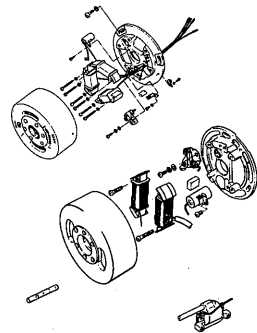
A 5 0  
for E18



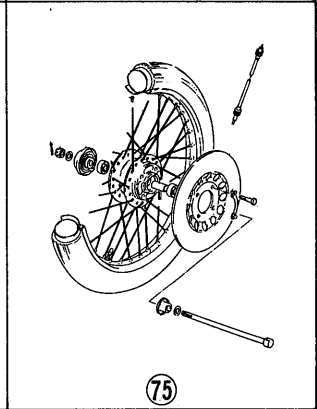
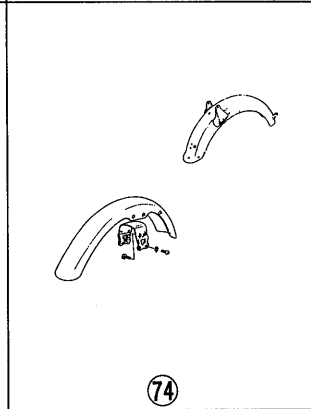
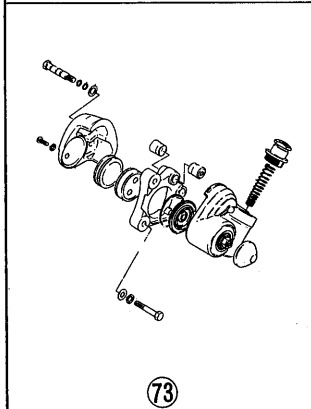
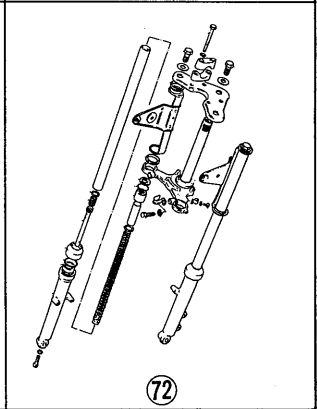
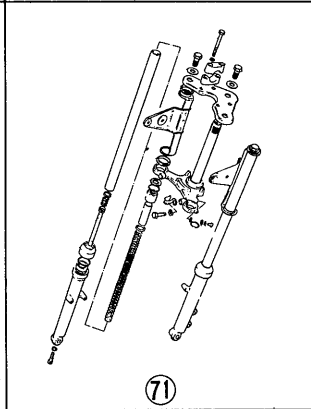
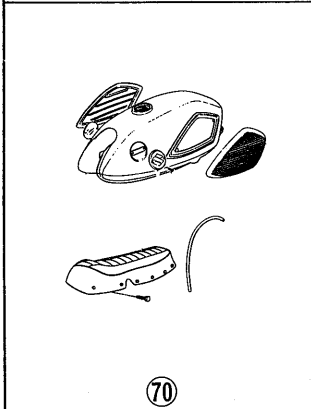
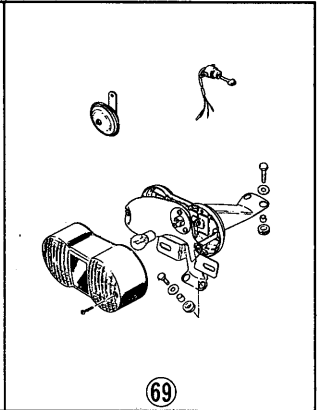
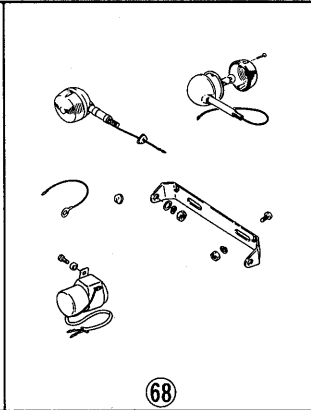
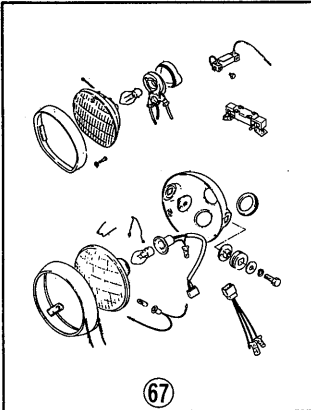
64

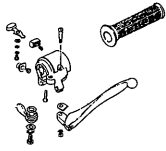


65

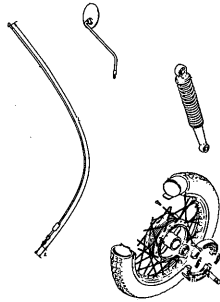


66



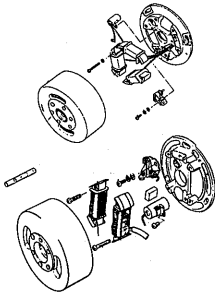


76




77

A 5 0  
for E23

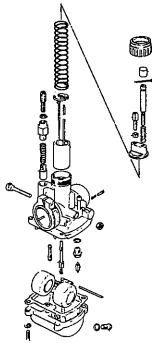


78

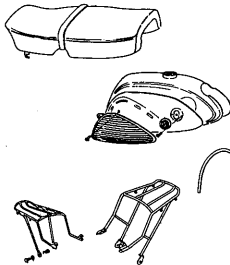


79

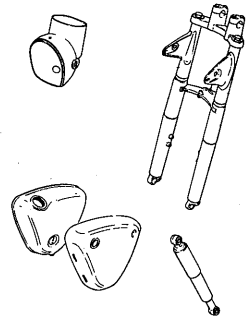
A 5 0  
for E32



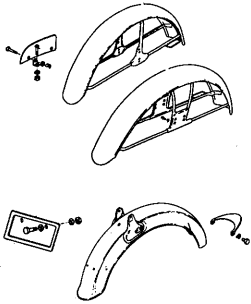
80



81

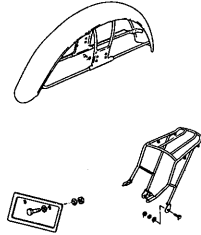


82



83

A 5 0  
for E41



84

FIG.1 CYLINDER

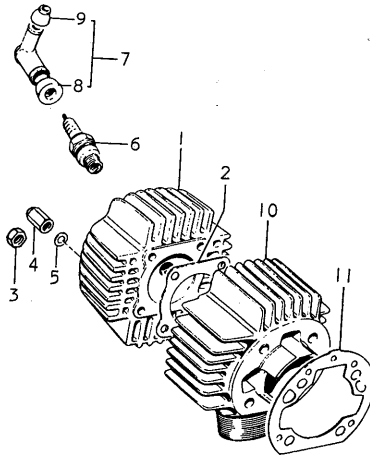




FIG.1 CYLINDER

Ref.No.	Part No.	Description	Q'ty					Remarks
			I	2	L	M	B	
1-1	11111-05101	CYLINDER HEAD	1	1	1	-	-	
1-2	11111-26000	CYLINDER HEAD	-	-	-	1	1	from 11111-05101
2	11141-14000	GASKET, cylinder head	1	1	1	1	1	
3	08310-11068	NUT	4	4	4	4	4	from 08311-11068
4	09159-06002	NUT	4	-	-	-	-	~E.No.A50-56496
5	08322-21068	WASHER	4	4	4	4	4	
6-1	09482-00003	SPARK PLUG	1	1	1	-	-	NGK, B-77HC
6-2	09482-00057	SPARK PLUG	-	-	-	1	1	NGK, B-8HS
6-3	09482-00058	SPARK PLUG	-	-	-	-	1	ND, W24FS
7-1	33502-10801	CAP SET, spark plug	1	1	-	-	-	to 33503-10801
7-2	33503-10801	CAP SET, spark plug	-	-	1	-	-	to 33500-69810
7-3	33500-69810	CAP SET, spark plug	-	-	-	1	1	
8-1	33541-22000	SEAL, spark plug	1	1	1	-	-	to 33541-69010
8-2	33541-69010	SEAL, spark plug	-	-	-	1	1	
9-1	33542-51000	SEAL, high tension cord	1	1	-	-	-	to 33542-98000
9-2	33542-98000	SEAL, high tension cord	-	-	1	1	1	
10	11211-26000	CYLINDER	1	1	1	1	1	
11-1	11241-05001	GASKET, cylinder	1	1	1	1	-	to 11241-19300
11-2	11241-19300	GASKET, cylinder	-	-	-	-	1	

FIG.2 CRANKCASE

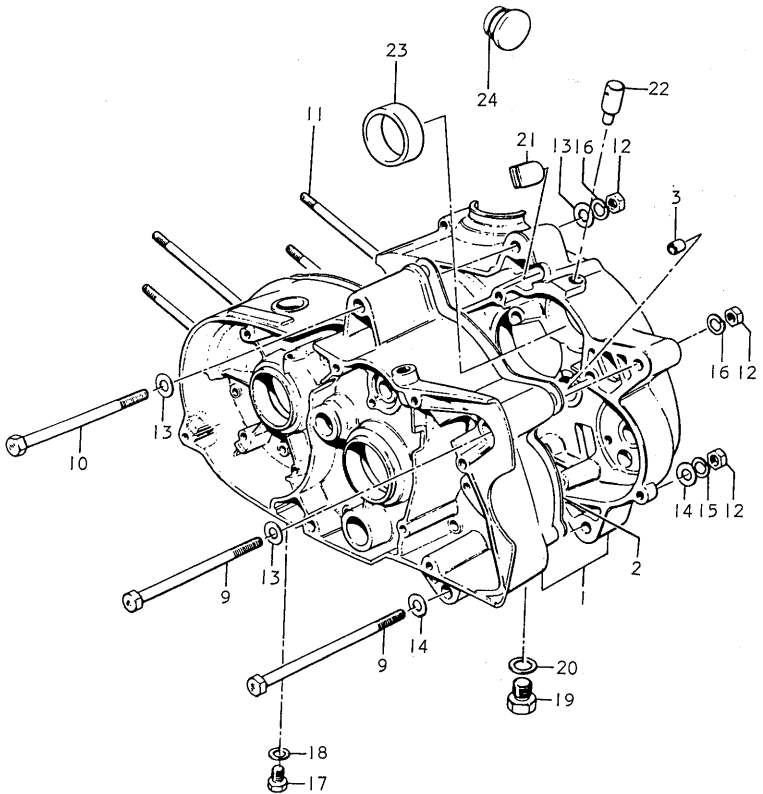
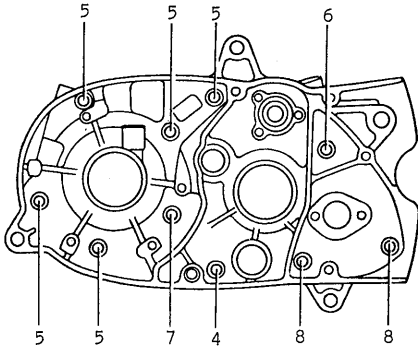


FIG.2 CRANKCASE

Ref.No.	Part No.	Description	Q'ty					Remarks
			1	2	L	M	B	
1-1	11300-22809	CRANKCASE SET	1	1	-	-	-	to 11302-26801 SEE NOTE
1-2	11302-26801	CRANKCASE SET	-	1	-	-	-	
1-3	11300-26841	CRANKCASE SET	-	-	1	-	-	to 11300-26851
1-4	11300-26832	CRANKCASE SET	-	-	-	1	1	
2	11481-05000	GASKET, crankcase	1	1	1	1	1	
3	04211-09129	DOWEL PIN	2	2	2	2	2	
4	02112-06657	SCREW	1	1	1	1	1	
5	02112-06458	SCREW	5	5	5	5	5	
6	02112-06408	SCREW	1	1	1	1	1	
7	02112-06358	SCREW	1	1	1	1	1	
8	02112-06307	SCREW	2	2	2	2	2	
9	09100-08026	BOLT, engine mounting (1)	2	2	2	2	2	8x10
10	09100-08024	BOLT, engine mounting (2)	1	1	1	1	1	
11-1	09108-06026	BOLT, stud	4	4	4	4	4	
11-2	09108-06012	BOLT, stud	4	-	-	-	-	re.No.A50-56496
12	08310-11088	NUT	3	3	3	3	3	from 08312-11088
13	08322-11088	WASHER	3	3	3	4	4	
14	08322-21088	WASHER	2	2	2	2	2	
15	08321-31088	LOCK WASHER	1	1	1	1	1	
16	08321-21088	LOCK WASHER	2	2	2	2	2	
17	09247-10001	PLUG, crank chamber oil drain	1	-	-	-	-	
18	09168-10002	GASKET, drain	1	1	-	-	-	10x10.4x2
19-1	09247-14001	PLUG, drain	1	1	1	-	-	
19-2	09247-10001	PLUG, drain	-	-	-	1	1	

FIG.2 CRANKCASE

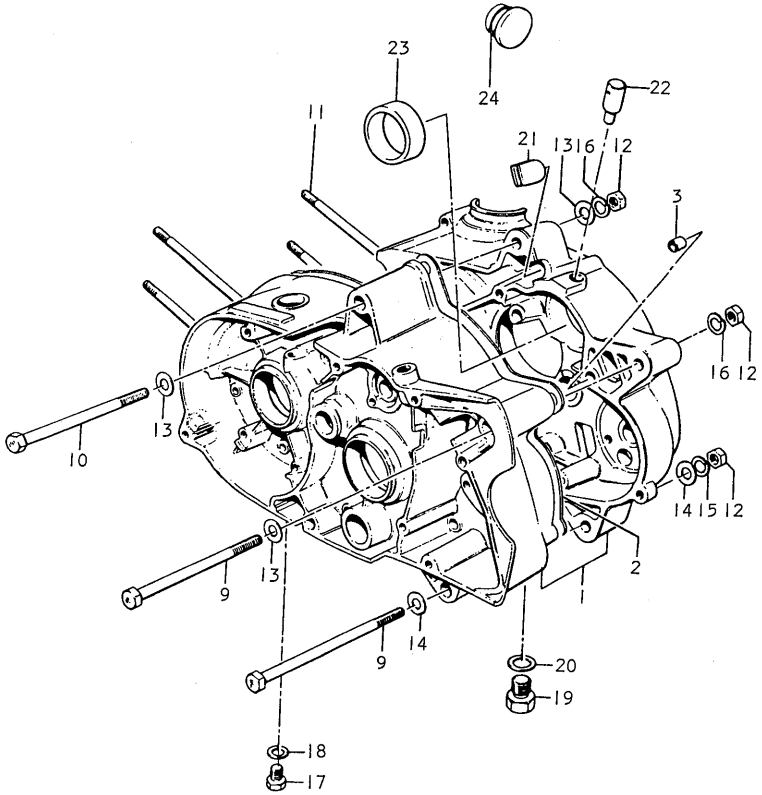
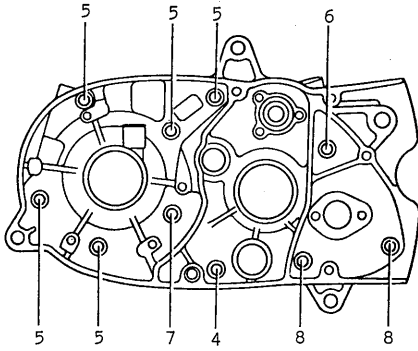


FIG.2 CRANKCASE

Ref.No.	Part No.	Description	Q'ty					Remarks
			I	2	L	M	B	
20-1	09168-14004	GASKET, drain	1	1	1	-	-	15.7x19.5x2
20-2	09168-10002	GASKET, drain	-	-	-	1	1	
21	09250-12002	GROMMET, air vent pipe	1	1	1	1	1	
22	24821-09000	PLUG, breather	1	1	1	1	1	
23	09300-36001	BUSH, gear shifting cam	1	-	-	-	-	36x42x11
24	09250-20003	CAP, crankcase	-	-	-	-	1	~E.No.A50-38188

NOTE : When replacing the crankcase ass'y(11300-22809), It is necessary to replace the parts listed below at the same time.

- 11300-22809 →
- 11302-26801 (CRANKCASE SET)
  - 11351-22200 (COVER, magneto)
  - 11483-26000 (GASKET, magneto cover)
  - 11361-22200 (COVER, sprocket)
  - 11385-26000 (COVER, oil pump)
  - 37721-26000 (BODY, gear shifting switch)
  - 37712-26000 (GASKET, gear shifting switch body)
  - 02112-06258 (SCREW, magneto cover)

FIG.3 PISTON - CRANKSHAFT

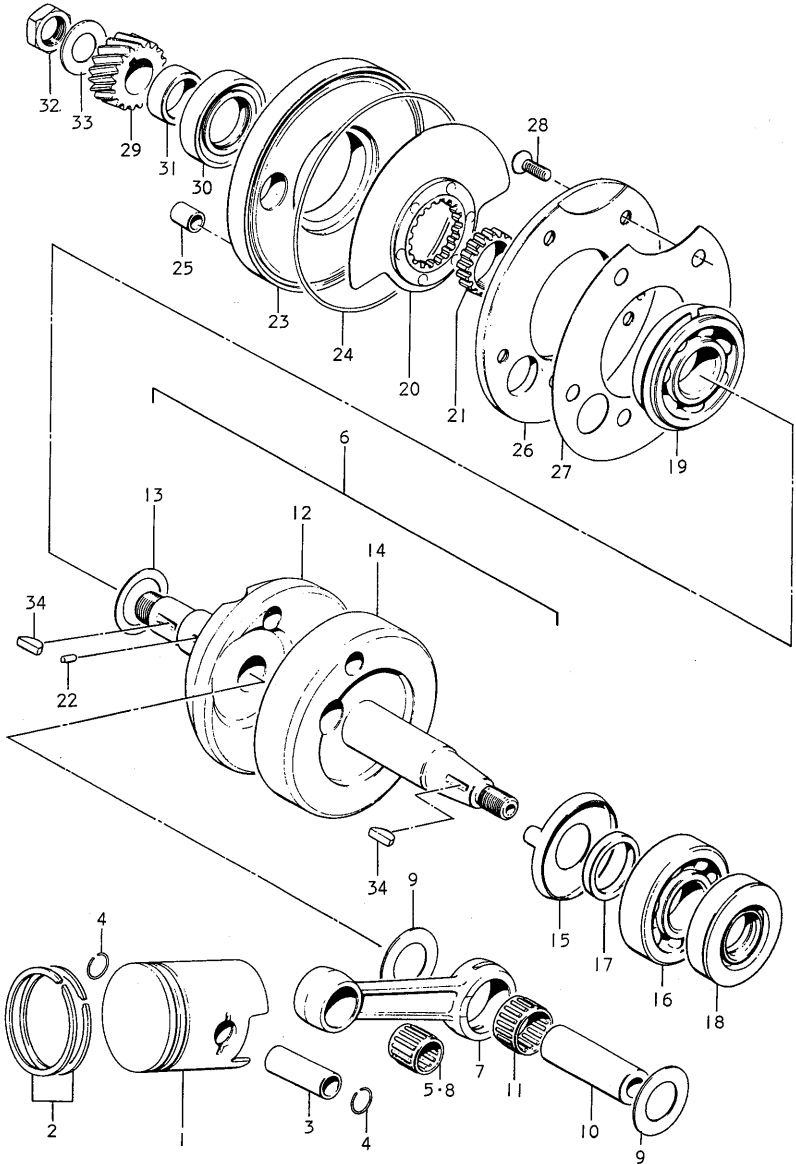


FIG.3 PISTON - CRANKSHAFT

Ref.No.	Part No.	Description	Q'ty					Remarks
			I	2	L	M	B	
1-1	12110-05101	PISTON	1	1	-	-	-	to 12110-05102 used with 12140-05111
1-2	12110-05102	PISTON	-	1	1	-	-	
1-3	12110-35000	PISTON	-	-	-	1	1	to 12110-35000 used with 12140-05828
1-4	12110-05750	PISTON (OS:0.5)	1	1	-	-	-	to 12110-05751 used with 12140-05751
1-5	12110-05751	PISTON (OS:0.5)	-	1	1	-	-	
1-6	12110-35010	PISTON (OS:0.5)	-	-	-	1	1	to 12110-35010 used with 12140-05751
1-7	12110-05760	PISTON (OS:1.0)	1	1	-	-	-	to 12110-05761 used with 12140-05761
1-8	12110-05761	PISTON (OS:1.0)	-	1	1	-	-	
1-9	12110-35020	PISTON (OS:1.0)	-	-	-	1	1	to 12110-35020 used with 12140-05761
2-1	12140-05110	RING SET, piston	1	1	-	-	-	
2-2	12140-05111	RING SET, piston	-	1	1	-	-	
2-3	12140-05828	RING SET, piston	-	-	-	1	1	
2-4	12140-05750	RING SET, piston (OS:0.5)	1	1	-	-	-	
2-5	12140-05751	RING SET, piston (OS:0.5)	-	1	1	1	1	
2-6	12140-05760	RING SET, piston (OS:1.0)	1	1	-	-	-	
2-7	12140-05761	RING SET, piston (OS:1.0)	-	1	1	1	1	
3	12151-02000	PIN, piston	1	1	1	1	1	
4	09381-12001	CIRCLIP	2	2	2	2	2	
5	09263-12003	BEARING, piston pin	-	1	1	1	1	

FIG.3 PISTON - CRANKSHAFT

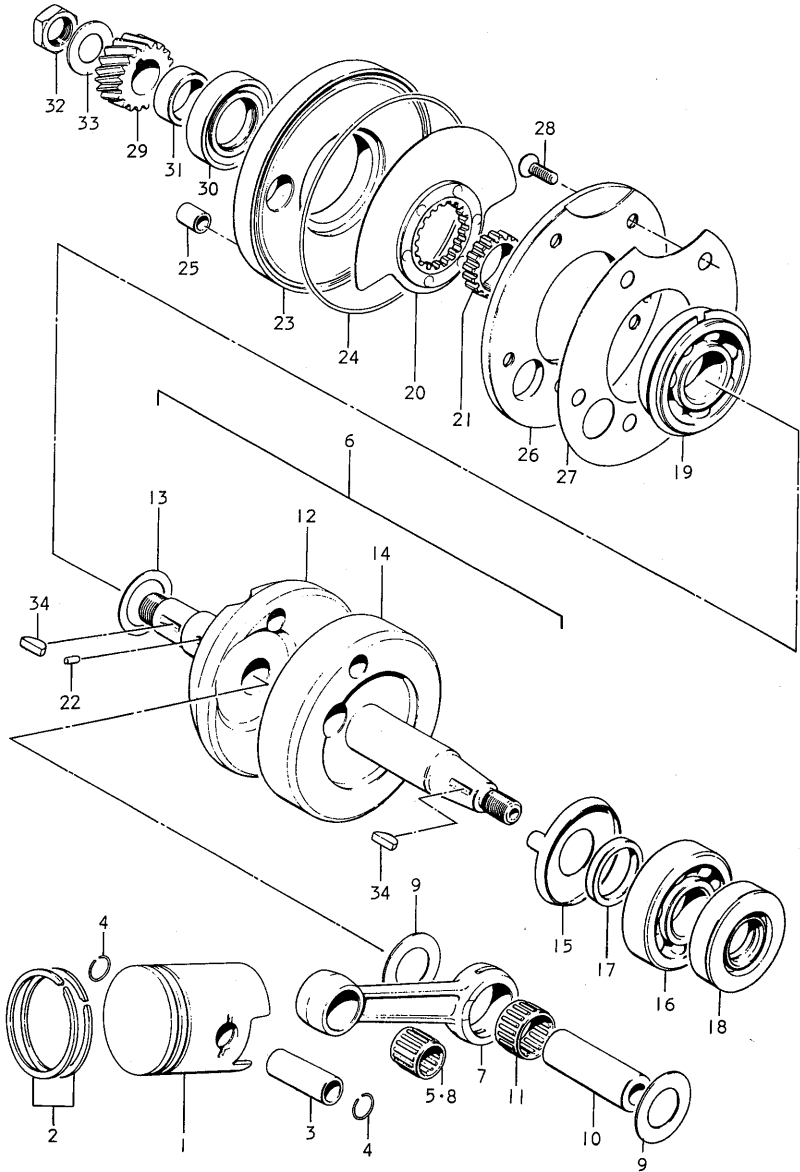




FIG.3 PISTON - CRANKSHAFT

Ref.No.	Part No.	Description	Qty					Remarks
			I	2	L	M	B	
6-1	12000-06822	CRANKSHAFT SET	1	-	-	-	-	
6-2	12200-35860	CRANKSHAFT SET	-	1	1	-	-	from 12000-06822
6-3	12200-06100	CRANKSHAFT SET	-	-	-	1	1	from 12200-35860
7-1	12161-13100	•ROD, connecting	1	1	1	-	-	
7-2	12161-35000	•ROD, connecting	-	-	-	1	1	from 12161-13100
8	09263-12003	•BEARING, piston pin	1	-	-	-	-	
9	09160-16011	•THRUST WASHER	2	2	2	2	2	16x32x1
10	12211-06100	•PIN, crank	1	1	1	1	1	
11	09263-16002	•BEARING, crank pin	1	1	1	1	1	
12-1	12221-06100	•CRANKSHAFT, RH	1	-	-	-	-	
12-2	12221-06101	•CRANKSHAFT, RH	-	1	1	1	1	from 12221-06100
13	08221-20285	•SHIM	1	-	-	-	-	
14	12261-06100	•CRANKSHAFT, LH	1	1	1	1	1	
15	12511-06100	PLATE, oil guide	1	1	1	1	1	
16	09269-20006	BEARING, LH crankshaft	1	1	1	1	1	
17	09180-20017	SPACER, LH crankshaft	1	1	1	1	1	20x28x4.5
18	09283-20011	OIL SEAL, LH crankshaft	1	1	1	1	1	
19	09262-20015	BEARING, RH crankshaft	1	1	1	1	1	

FIG.3 PISTON - CRANKSHAFT

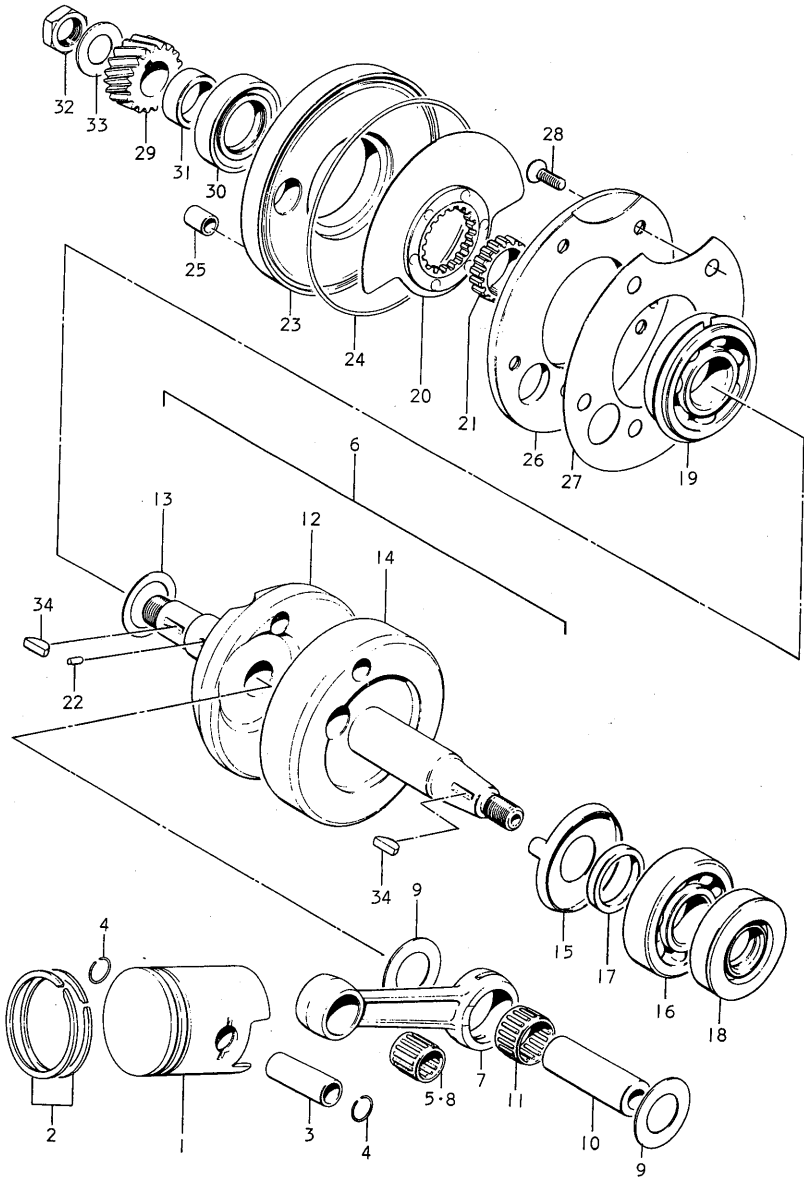


FIG.3 PISTON - CRANKSHAFT

Ref.No.	Part No.	Description	Q'ty					Remarks
			I	2	L	M	B	
20-1	12410-05110	PLATE, valve	1	-	-	-	-	from 12410-05100
20-2	12410-22210	PLATE, valve	-	1	1	1	1	from 12140-22200
21-1	12421-05001	GUIDE, valve	1	1	-	-	-	
21-2	12421-05210	GUIDE, valve	-	-	1	1	1	from 12421-05001
22	06211-03052	PIN, valve guide	1	1	1	1	1	
23-1	12450-05001	SEAT, outer valve	1	-	-	-	-	to 12450-26000
23-2	12450-26000	SEAT, outer valve	-	1	1	1	1	
24	09280-00002	O RING	1	1	1	1	1	
25	04211-09129	PIN	1	1	1	1	1	
26	12460-05001	SEAT, inner valve	1	1	1	1	1	
27	12471-05001	GASKET, inner valve seat	1	1	1	1	1	
28	02122-06168	SCREW	5	5	5	5	5	
29-1	21111-03000	GEAR, primary drive	1	1	-	-	-	to 21111-03001 used with 09166-14008
29-2	21111-03001	GEAR, primary drive	-	1	1	1	1	
30	09283-25009	OIL SEAL, RH crankshaft	1	1	1	1	1	
31	09180-20006	SPACER	1	1	1	1	1	20x25x10
32	09140-14002	NUT	1	1	1	1	1	
33-1	09166-14003	WASHER	1	1	-	-	-	to 09166-14008
33-2	09166-14008	WASHER	-	1	1	1	1	
34	08341-31039	KEY	2	2	2	2	1	

FIG.4 CRANKCASE COVER

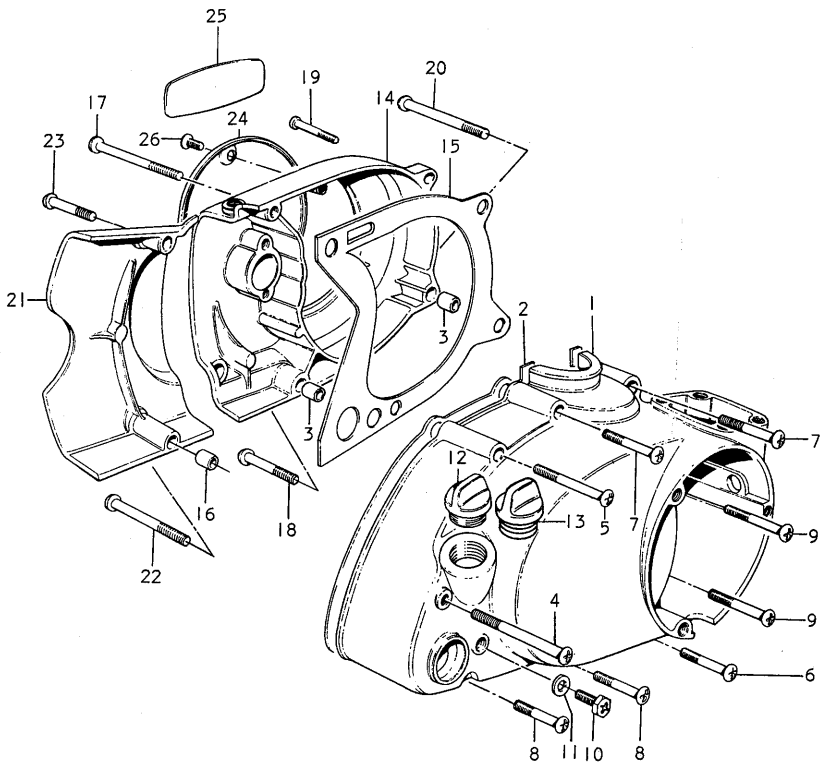


FIG.4 CRANKCASE COVER

Ref.No.	Part No.	Description	Q'ty					Remarks
			I	2	L	M	B	
1-1	11341-05100	COVER, clutch	1	1	-	-	-	
1-2	11300-22815	COVER, clutch	-	1	1	-	-	to 11300-22850
1-3	11300-22850	COVER, clutch	-	-	-	1	-	to 11300-22851 used with 09259-20003
1-4	11300-22851	COVER, clutch	-	-	-	-	1	
2	11482-05000	GASKET, RH cover	1	1	1	1	1	
3	04211-09129	DOWEL PIN	2	2	2	2	2	
4	02112-06708	SCREW	1	1	1	1	1	
5	02112-06508	SCREW	1	1	1	1	1	
6	02112-06458	SCREW	1	1	1	1	1	
7	02112-06408	SCREW	3	3	3	3	3	
8	02112-06358	SCREW	2	2	2	2	2	
9	02112-05408	SCREW	2	2	2	2	2	
10-1	09247-06001	SCREW, level	1	1	-	-	-	to 09128-06004
10-2	09128-06004	SCREW, level	-	1	1	1	1	
11	09168-06001	GASKET, oil level	1	1	1	1	1	6.2x11x1
12	09259-20003	PLUG, oil filler	1	1	1	1	1	
13	09259-19002	PLUG, oil filler	-	-	-	1	-	to 09259-19001
14-1	11351-05100	COVER, magneto	1	1	-	-	-	to 11351-22200
14-2	11351-22200	COVER, magneto	-	1	-	-	-	Without luster
14-3	11351-22201	COVER, magneto	-	1	1	1	1	Lustrous
15-1	11483-05000	GASKET, cover	1	1	-	-	-	to 11483-26000
15-2	11483-26000	GASKET, cover	-	1	1	1	1	
16	04211-09129	DOWEL PIN	1	1	1	1	1	
17	02112-06557	SCREW (1)	1	1	1	1	1	
18	02112-06408	SCREW (2)	2	2	2	2	1	
19	02112-06258	SCREW (3)	1	1	1	1	1	
20	02112-06307	SCREW (4)	-	-	-	-	1	

FIG.4 CRANKCASE COVER

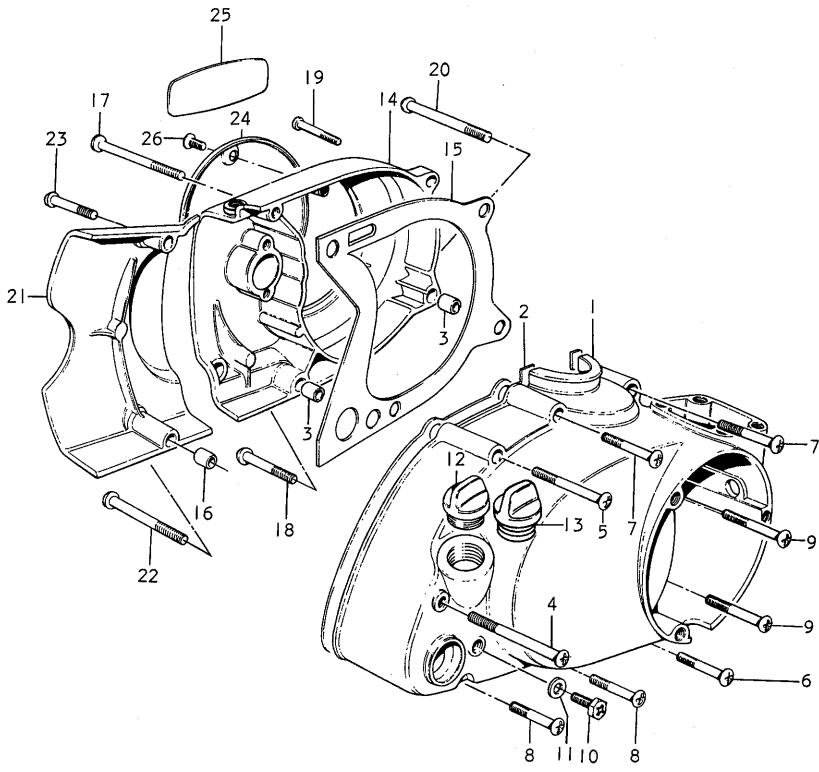


FIG.4 CRANKCASE COVER

Ref.No.	Part No.	Description	Q'ty					Remarks
			I	2	L	M	B	
21-1	11361-05000	COVER, engine sprocket	1	1	-	-	-	
21-2	11361-22200	COVER, engine sprocket	-	1	-	-	-	Without luster
21-3	11361-22201	COVER, engine sprocket	-	1	1	1	1	
22	02112-06458	SCREW	1	1	1	1	1	
23	02112-06358	SCREW	1	1	1	1	1	
24-1	11381-05001	CAP, flywheel magneto	1	1	-	-	-	
24-2	11380-05841	CAP SET, flywheel magneto	-	1	1	1	1	from 11381-05001
25	68233-31000	EMBLEM	-	1	1	1	1	
26	02132-05128	SCREW	3	3	3	3	3	

FIG.5 CARBURETOR COVER - AIR CLEANER

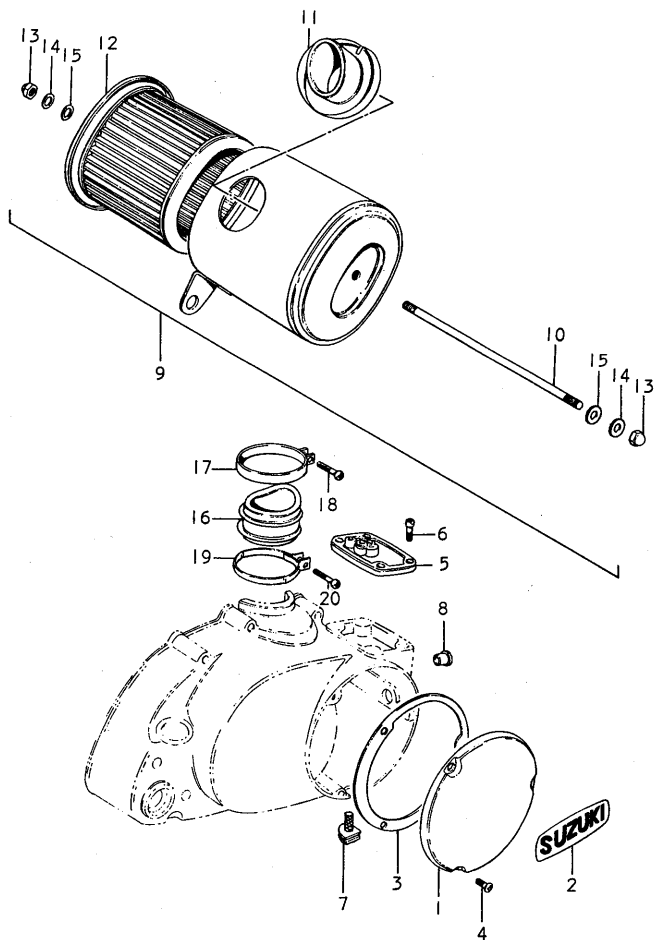




FIG.5 CARBURETOR COVER - AIR CLEANER

Ref.No.	Part No.	Description	Q'ty					Remarks
			I	2	L	M	B	
1-1	11383-05000	CAP, carburetor inspection	1	1	-	-	-	
1-2	11380-05842	CAP SET, carburetor inspection	-	1	1	1	1	from 11383-05000
2	68233-34000	*EMBLEM	-	1	1	1	1	
3	11492-05002	GASKET, carburetor inspection	1	1	1	1	1	
4	02112-05168	cap SCREW	3	3	3	3	3	
5-1	11440-05004	COVER, carburetor top	1	1	-	-	-	
5-2	11440-22500	COVER, carburetor top	-	1	1	1	1	from 11400-05004
6	02112-05168	SCREW	4	4	4	4	4	
7	11910-06000	PIPE, carburetor chamber drain	1	1	1	1	1	
8	09250-14002	CAP, carburetor clamp hole	1	1	1	1	1	
9-1	13700-05110-673	AIR CLEANER ASSY	1	-	-	-	-	
9-2	13700-05110-674	AIR CLEANER ASSY	1	-	-	-	-	
9-3	13700-05110-676	AIR CLEANER ASSY	1	-	-	-	-	
9-4	13700-22310-019	AIR CLEANER ASSY	-	1	1	-	-	to 13700-22311-019
9-5	13700-22311-019	AIR CLEANER ASSY	-	-	-	1	1	
10	13701-05010	*BOLT	1	1	1	1	1	
11	13721-05012	*PIPE, inlet	1	1	1	1	1	
12	13780-05110	*ELEMENT	1	1	1	1	1	
13	08313-11067	*NUT	2	2	2	2	2	
14	08322-21068	*WASHER	2	2	2	2	2	
15	13742-05110	*GASKET	-	-	-	2	2	

FIG.5 CARBURETOR COVER - AIR CLEANER

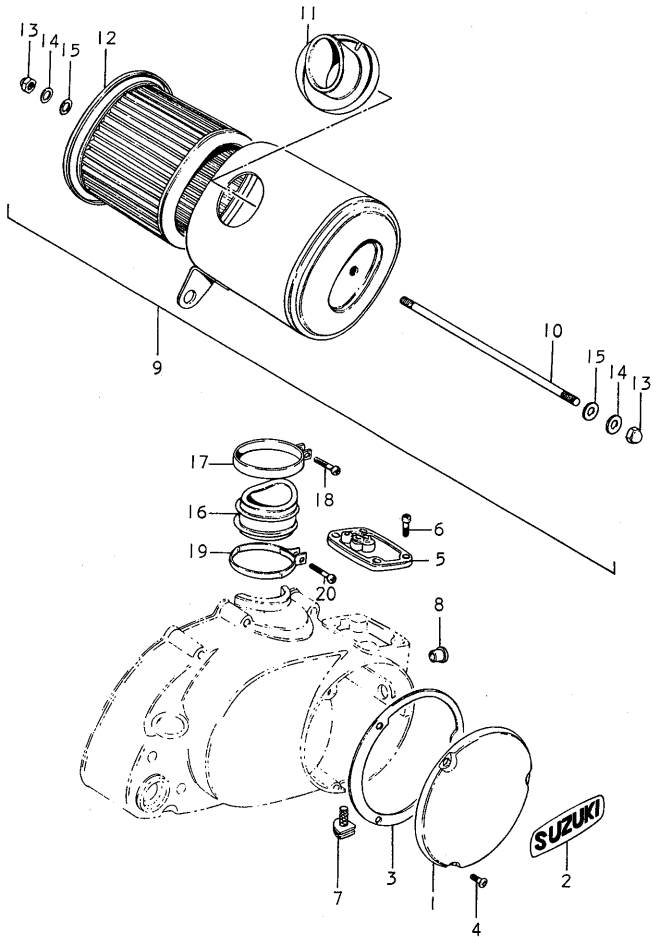


FIG.5 CARBURETOR COVER - AIR CLEANER

Ref.No.	Part No.	Description	Q'ty					Remarks
			I	2	L	M	B	
16-1	13881-05001	TUBE, outlet	1	1	1	-	-	
16-2	13881-05002	TUBE, outlet	-	-	-	1	1	from 13881-05001
17-1	09402-46301	CLAMP	1	1	1	1	-	to 09402-46306
17-2	09402-46306	CLAMP	-	-	-	-	1	
18	02111-04207	SCREW	1	1	1	1	-	to 02111-04208
19-1	09402-48501	CLAMP	1	1	1	1	-	to 09402-48303
19-2	09402-48303	CLAMP	-	-	-	-	1	
20	03111-04208	SCREW	1	1	1	1	2	from 03211-04208

FIG. 6 CARBURETOR

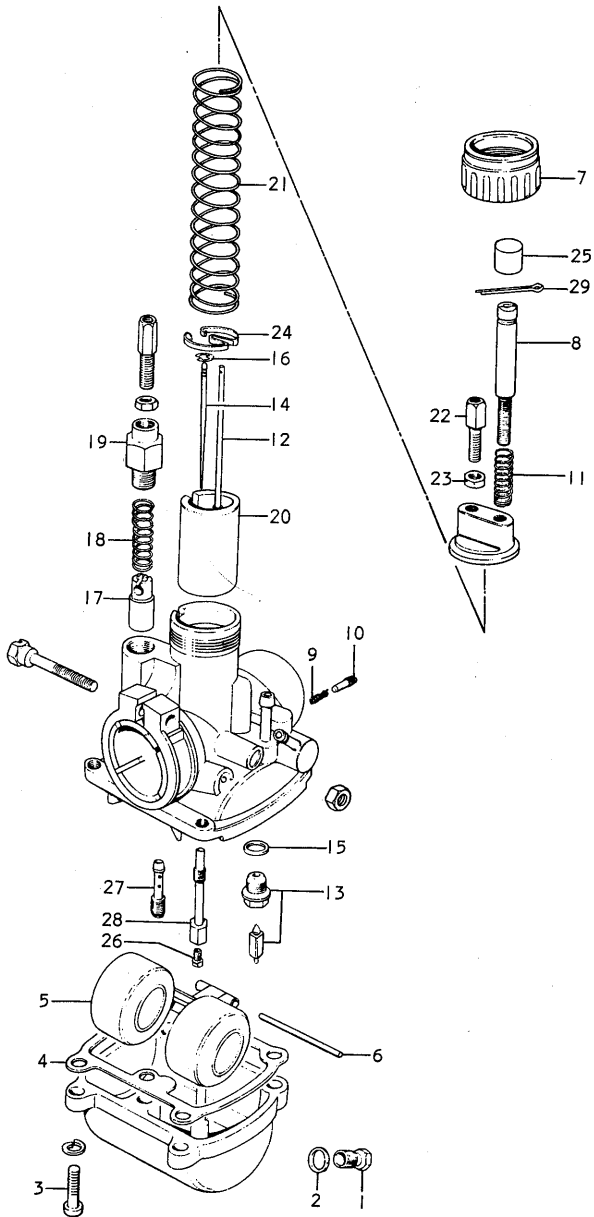


FIG. 6 CARBURETOR

Ref.No.	Part No.	Description	Q'ty					Remarks
			I	2	L	M	B	
	13200-05111	CARBURETOR ASSY	1	1	-	-	-	to 13200-05112
	13200-05112	CARBURETOR ASSY	-	-	1	1	1	
1	13247-05010	•PLUG, drain	1	1	1	1	1	
2	13249-05010	•GASKET, drain	1	1	1	1	1	
3	13248-05110	•SCREW	4	4	4	4	4	
4	13251-01011	•GASKET, float chamber	1	1	1	1	1	
5	13252-02010	•FLOAT	1	1	1	1	1	
6	13254-01010	•PIN, float	1	1	1	1	1	
7	13265-05110	•CAP, mixing chamber	1	1	1	1	1	
8	13267-05010	•SCREW, throttle valve stop	1	1	1	1	1	
9	13268-01010	•SPRING, air screw	1	1	1	1	1	
10	13269-01010	•SCREW, air	1	1	1	1	1	
11	13268-05010	•SPRING, throttle valve stop screw	1	1	1	1	1	
12	13296-05010	•ROD, throttle valve stop	1	1	1	1	1	
13	13370-01011	•VALVE ASSY, needle	1	1	1	1	1	to 13370-35620
14	13383-01010	•NEEDLE, jet	1	1	Δ	Δ	Δ	3G-2 Δ:3G-3
15	13392-01010	•GASKET, valve seat	1	1	1	1	1	
16	13394-01010	•CLIP, needle	1	1	1	1	1	
17	13411-01010	•PLUNGER, starter	1	1	1	1	1	
18	13417-01010	•SPRING, plunger	1	1	1	1	1	
19	13418-03110	•CAP, plunger	1	1	1	1	1	
20	13551-26010	•VALVE, throttle	1	1	1	1	1	CA:2.0
21	13573-05010	•SPRING, throttle valve	1	1	1	1	1	
22	13577-03010	•ADJUSTER, cable	2	2	2	2	2	
23	13661-03010	•NUT	2	2	2	2	2	
24	13581-01010	•SEAT, spring	1	1	1	1	1	
25	13688-08010	•CAP	1	1	1	1	1	

FIG. 6 CARBURETOR

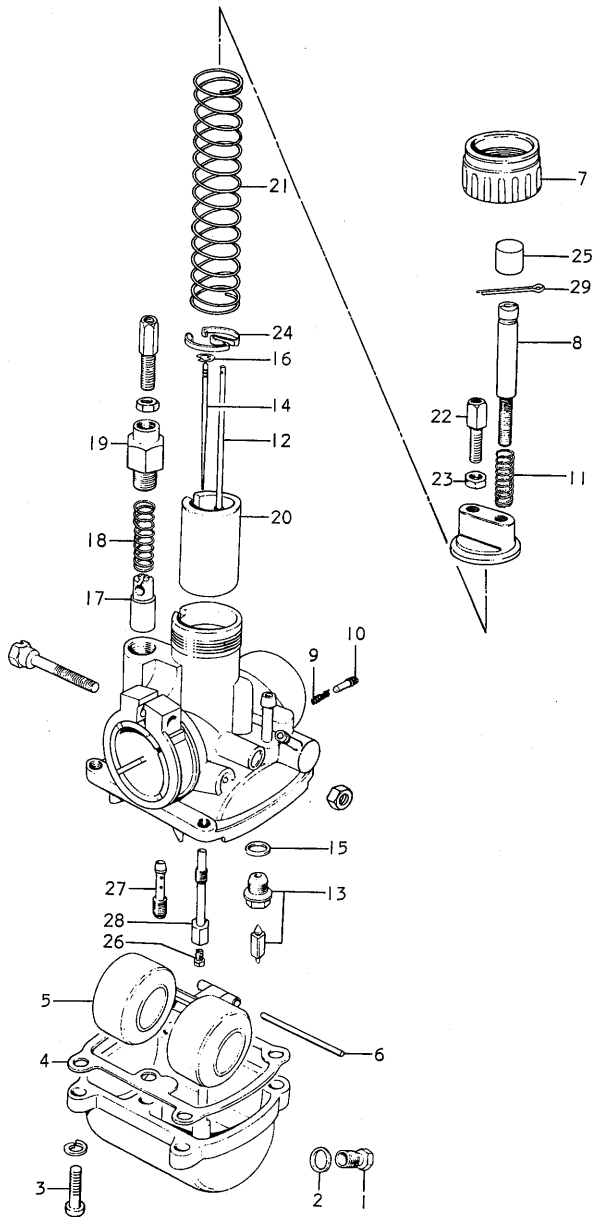


FIG.6 CARBURETOR

Ref.No.	Part No.	Description	Q'ty					Remarks
			I	2	L	M	B	
26-1	09491-67001	*JET, main			Δ	Δ	-	#67.5, Δ:OPT
26-2	09491-72005	*JET, main	Δ	Δ			-	#72.5, Δ:OPT
26-3	09491-72009	*JET, main	-	-	-	-		#72.5 └ from 09491-72005
26-4	09491-75005	*JET, main						#75, OPT
26-5	09491-70005	*JET, main						#70, OPT
26-6	09491-65003	*JET, main						#65, OPT
26-7	09491-62002	*JET, main						#62.5, OPT
27-1	09492-20002	*JET, pilot			Δ	Δ	Δ	#20, Δ:OPT
27-2	09492-25003	*JET, pilot	Δ	Δ				#25, Δ:OPT
27-3	09492-30003	*JET, pilot						#30, OPT
28-1	09494-00038	*JET, needle						E-2
28-2	09494-00035	*JET, needle						E-0, OPT
29	04111-12108	*COTTER PIN						

FIG.7 MUFFLER

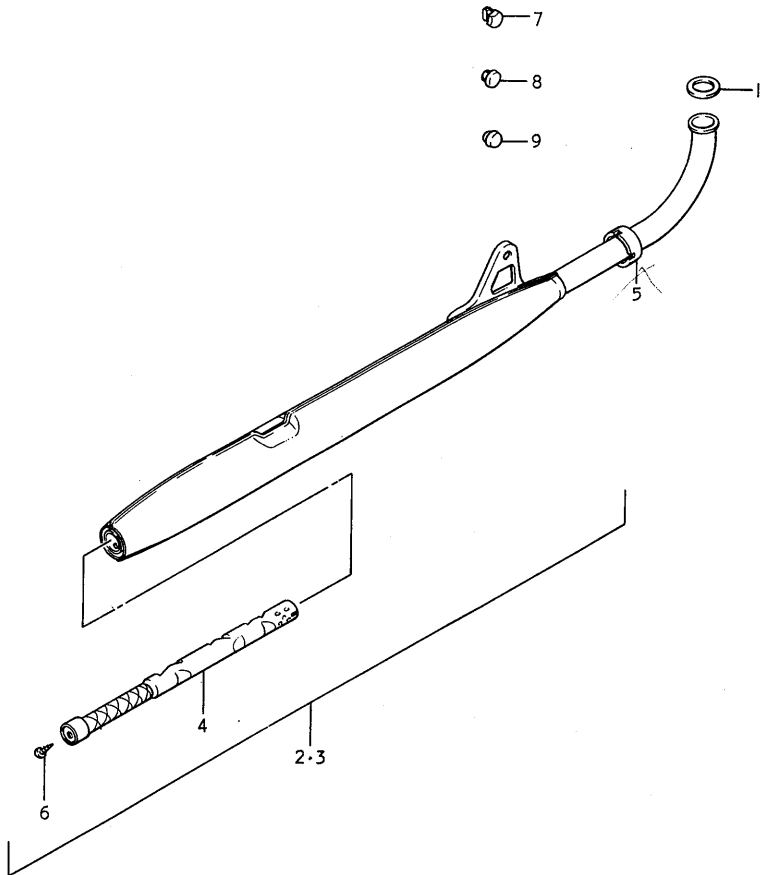




FIG.7 MUFFLER

Ref.No.	Part No.	Description	Qty					Remarks
			1	2	L	M	B	
1	14181-05010	GASKET, exhaust pipe	1	1	1	1	1	
2-1	14301-05002	MUFFLER ASSY	1	-	-	-	-	to 14301-05003
2-2	14301-05003	MUFFLER ASSY	1	-	-	-	-	
3-1	14301-22300	MUFFLER ASSY	-	1	-	-	-	to 14301-22301
3-2	14301-22301	MUFFLER ASSY	-	1	1	1	1	
4	14510-05003	PIPE, baffle	1	1	1	1	1	
<del>5</del>	<del>14182-05000</del>	<del>CLAMP, exhaust pipe</del>	<del>1</del>	<del>1</del>	<del>1</del>	<del>1</del>	<del>1</del>	
6	02112-05068	SCREW	1	1	1	1	1	
7	09250-08002	PLUG, fitting hole	1	-	-	-	-	~E.No.A50-14482
8	09321-10004	PLUG, fitting hole	1	1	1	-	-	
9	09250-08003	PLUG, fitting hole	-	-	-	1	-	

FIG.8 OIL PUMP

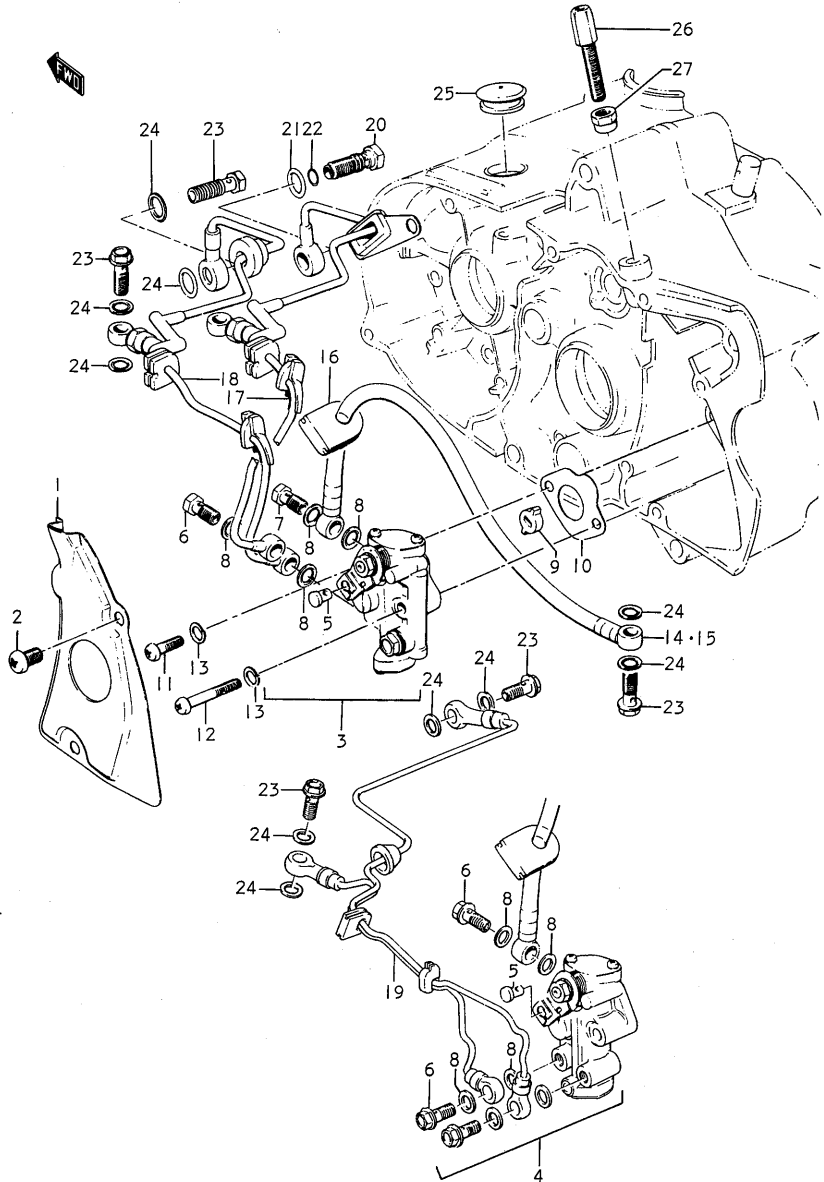


FIG.8 OIL PUMP

Ref.No.	Part No.	Description	Q'ty					Remarks
			I	2	L	M	B	
1-1	11385-05002	COVER, oil pump	1	-	-	-	-	
1-2	11385-26000	COVER, oil pump	-	1	1	1	1	
2	02112-06108	SCREW	1	1	1	1	1	
3	16002-05826	PUMP SET, oil	1	-	-	-	-	to 16100-26820
4-1	16100-26820	PUMP SET, oil	-	1	1	-	-	to 16100-26010
4-2	16100-26010	PUMP SET, oil	-	-	-	1	1	
5-1	16292-03110	*TERMINAL, cable	1	1	1	1	-	
5-2	16292-03111	*TERMINAL, cable	-	-	-	-	1	from 16292-03110
6	09360-06003	*BOLT, union	1	3	3	3	2	
7	09360-06005	*BOLT, union	1	-	-	-	-	
8	09168-06002	*GASKET, union bolt	4	6	6	6	4	
9	16391-05030	PIECE, oil pump driving	1	1	1	1	1	
10	16731-03100	GASKET, oil pump	1	1	1	1	1	
11	02112-05168	SCREW	1	1	1	1	1	
12	02112-05308	SCREW	1	1	1	1	1	
13	08321-21058	LOCK WASHER	2	2	2	2	2	
14	16810-12630	HOSE, oil inlet	1	-	-	-	-	
15	16810-12631	HOSE, oil inlet	-	1	1	1	1	from 16810-12630
16	09309-08002	GROMMET	1	1	1	1	1	

FIG.8 OIL PUMP

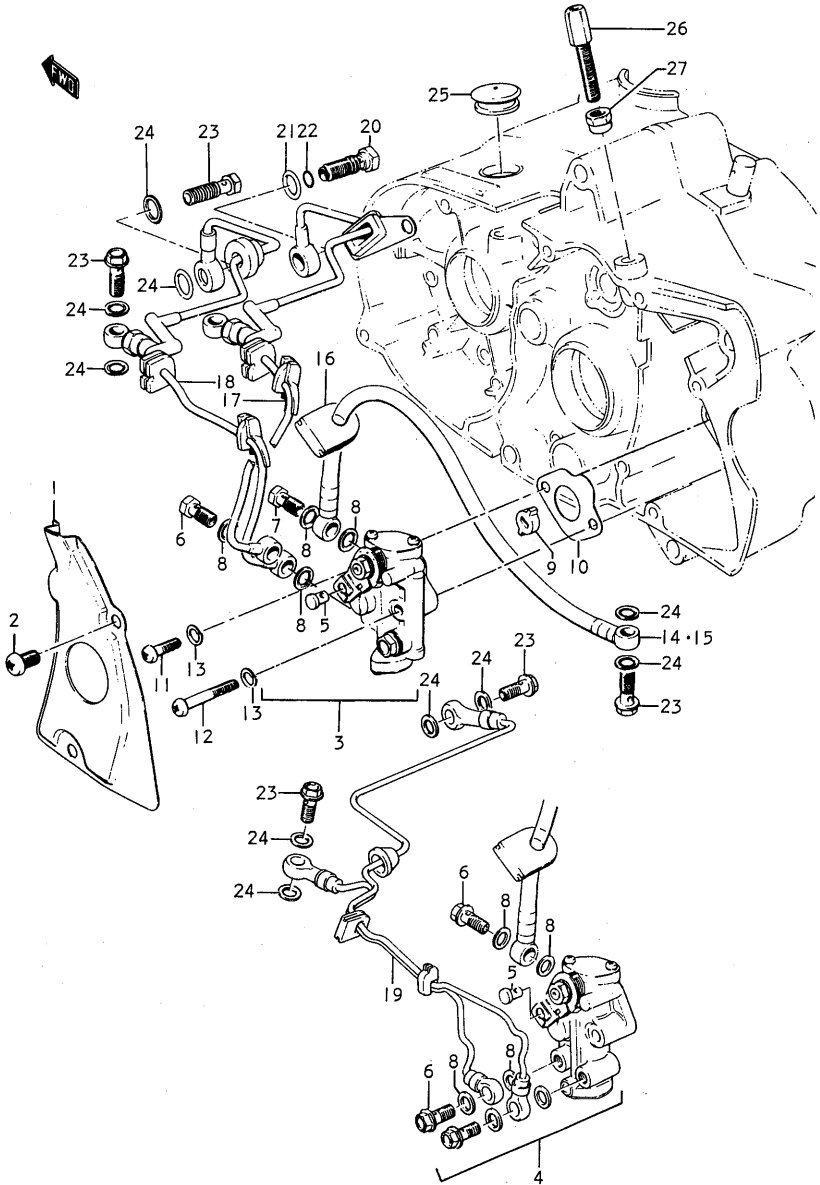


FIG.8 OIL PUMP

Ref.No.	Part No.	Description	Qty					Remarks
			I	2	L	M	B	
17	16820-05033	HOSE, oil outlet	1	1	-	-	-	Used for 11300-22809
18	16820-05034	HOSE, oil outlet	-	1	-	-	-	Used for 11302-26801
19	16820-26030	HOSE, oil outlet	-	1	1	1	1	Used for 11300-22815
20	16710-11011	VALVE, inlet check	1	1	-	-	-	to 16710-11012
21	09168-10005	GASKET, check valve	1	1	-	-	-	Used fo 16820-05033
22	09280-08003	O RING, check valve	1	1	-	-	-	
23	09360-06003	BOLT, union	2	3	3	3	4	
24	09168-06002	GASKET, union bolt	4	6	6	6	8	
25	09250-20003	CAP, union bolt hole	1	1	1	1	-	
26	09119-08014	ADJUSTER, cable	1	1	1	1	1	
27	08310-11088	NUT	1	1	1	1	1	from 08312-11088

FIG.9 CLUTCH

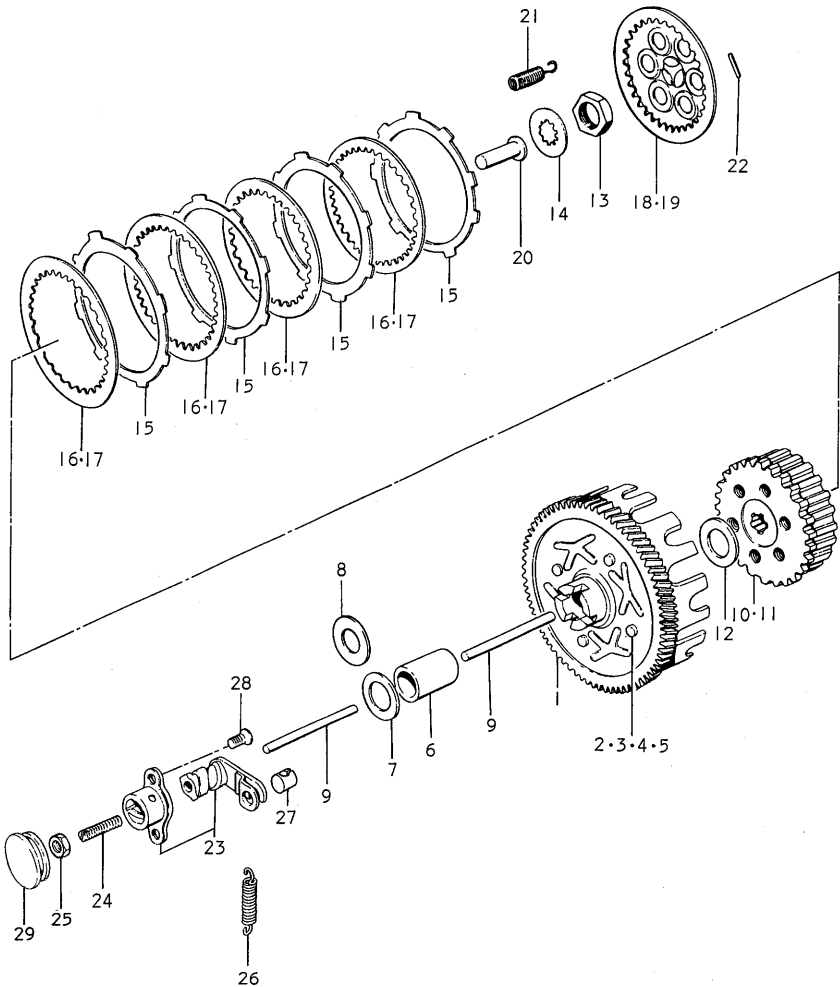


FIG.9 CLUTCH

Ref.No.	Part No.	Description	Q'ty					Remarks
			I	2	L	M	B	
1-1	21200-05101	GEAR ASSY, primary driven	1	1	1	1	-	
1-2	21200-05102	GEAR ASSY, primary driven	-	-	-	-	1	from 21200-05101
2	21231-03041	*DAMPER	4	-	-	-	-	
3	21231-25040	*DAMPER	4	4	4	4	4	
4-1	21241-25300	*PLATE	1	1	1	1	-	
4-2	21241-25301	*PLATE	-	-	-	-	1	from 21241-25300
5	09221-05001	*RIVET	4	4	4	4	4	
6	09180-17025	SPACER, clutch housing	1	1	1	1	1	17x21x33.5
7	09160-21005	THRUST WASHER	1	1	1	-	-	21x30x1
8	08211-17301	THRUST WASHER	-	-	-	1	1	
9	23111-03001	ROD, clutch push	2	2	2	2	2	5.5x90
10	21411-03002	HUB, sleeve	1	-	-	-	-	
11	21411-22200	HUB, sleeve	-	1	1	1	1	
12	08211-17282	THRUST WASHER	1	1	1	1	1	
13	09140-16001	NUT	1	1	1	1	1	
14	09167-17002	LOCK WASHER	1	1	1	1	1	
15	21441-12000	PLATE, drive	4	4	4	4	4	
16	21451-03000	PLATE, driven	4	-	-	-	-	
17	21451-23000	PLATE, driven	-	4	4	4	4	
18	21460-03001	PLATE, pressure	1	-	-	-	-	
19	21460-23000	PLATE, pressure	-	1	1	1	1	
20	23121-03010	PIECE, clutch push	1	1	1	1	1	
21	09443-12003	SPRING	6	6	6	6	6	
22	09261-02001	PIN	6	6	6	6	6	2.5x19.8

FIG. 9 CLUTCH

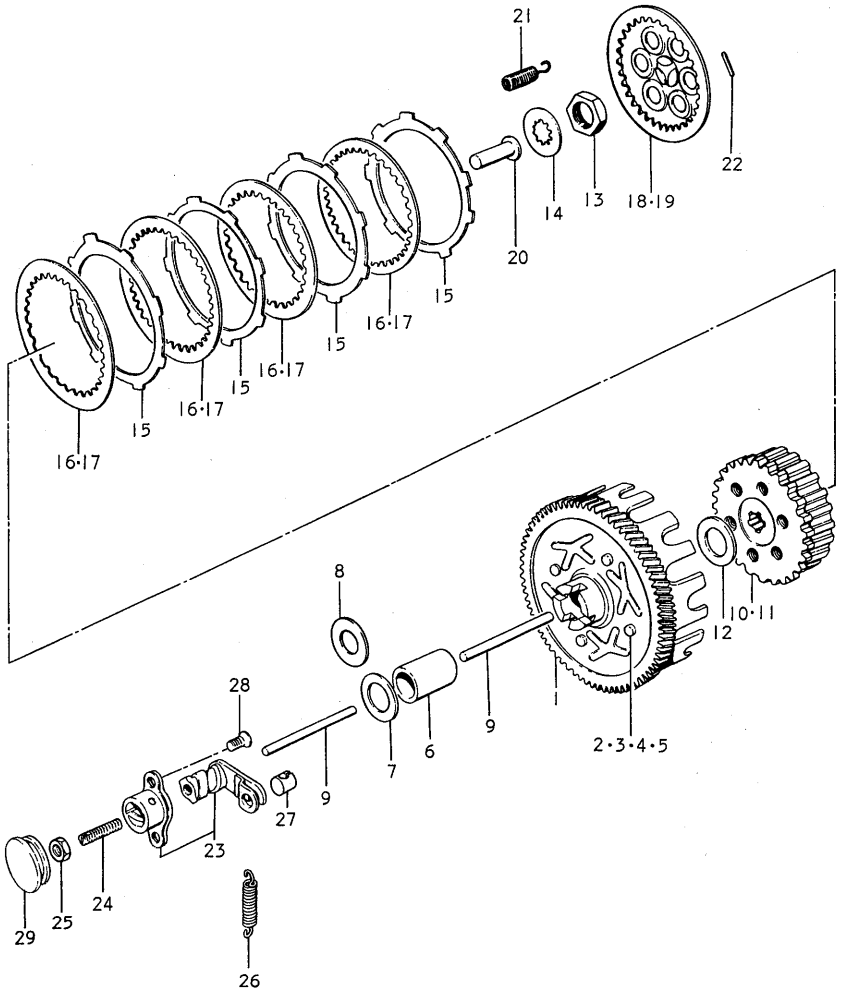




FIG.9 CLUTCH

Ref.No.	Part No.	Description	Q'ty					Remarks
			I	2	L	M	B	
23	23200-05030	SCREW ASSY, clutch release	1	1	1	1	1	
24	09134-06001	SCREW, adjust	1	1	1	1	1	
25	08310-21068	NUT	1	1	1	1	1	from 08311-31068
26	09443-08001	SPRING, clutch release return	1	1	1	1	1	
27	23222-07000	PIECE, release arm end	1	1	1	1	1	
28	02122-05128	SCREW	2	2	2	2	2	from 02121-05127
29	09250-25001	CAP, release adjust	1	1	1	1	1	

FIG.10 TRANSMISSION

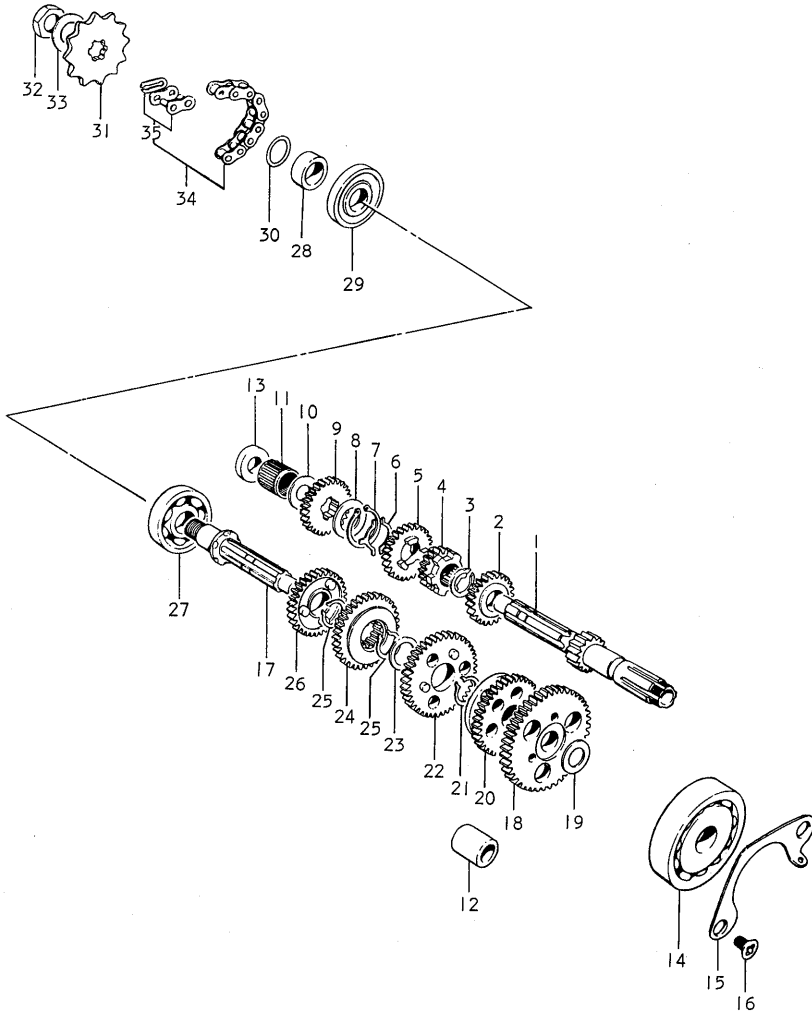


FIG.10 TRANSMISSION

Ref.No.	Part No.	Description	Q'ty					Remarks
			I	2	L	M	B	
1	24121-05100	SHAFT, counter	1	1	1	1	1	NT:12
2-1	24231-05100	GEAR, 3rd drive	1	-	-	-	-	Used for 24331-05101. NT:22
2-2	24231-05101	GEAR, 3rd drive	1	1	1	1	1	
3	09380-17001	CIRCLIP	1	1	1	1	1	Used for 24331-05102. NT:19
4-1	24221-05100	GEAR, 2nd drive	1	-	-	-	-	
4-2	24221-05101	GEAR, 2nd drive	1	1	1	1	1	Used for 24321-05102. NT:18
5	24241-05100	GEAR, 4th drive	1	1	1	1	1	
6	09399-14001	RING, knock	2	2	2	2	2	Used for 24321-05103. NT:15
7	09380-26001	CIRCLIP	1	1	1	1	1	
8	08211-17282	THRUST WASHER	1	1	1	1	1	17x29x1.5
9	24251-05100	GEAR, 5th drive	1	1	1	1	1	NT:28
10	08211-12261	THRUST WASHER	1	1	1	1	1	
11	09263-12001	BEARING, counter shaft LH	1	-	-	-	-	12x19x12
12-1	09300-12003	BUSH, drive shaft RH	1	-	-	-	-	12x19x11
12-2	09300-12008	BUSH, mission shaft	1	2	2	2	2	12x19x12
13	09285-05004	OIL SEAL, push rod	1	1	1	1	1	4.2x16x8
14	09262-17012	BEARING, counter shaft RH	1	1	1	1	1	17x62x10
15-1	24741-05000	RETAINER, counter shaft bearing	1	1	1	1	-	to 24741-35000 used with 02112-06108
15-2	24741-35000	RETAINER, counter shaft bearing	-	-	-	-	1	
16	02112-06108	SCREW	2	2	2	2	2	
17	24131-05100	SHAFT, drive	1	1	1	1	1	
18	24310-05102	GEAR, 1st driven	1	1	1	1	1	NT:44
19	09160-12015	THRUST WASHER	1	1	1	1	1	12x24x1.5
20-1	24331-05101	GEAR, 3rd driven	1	-	-	-	-	Used for 24231-05100. NT:35
20-2	24331-05102	GEAR, 3rd driven	1	1	1	1	1	
								Used for 24231-05101. NT:30

FIG.10 TRANSMISSION

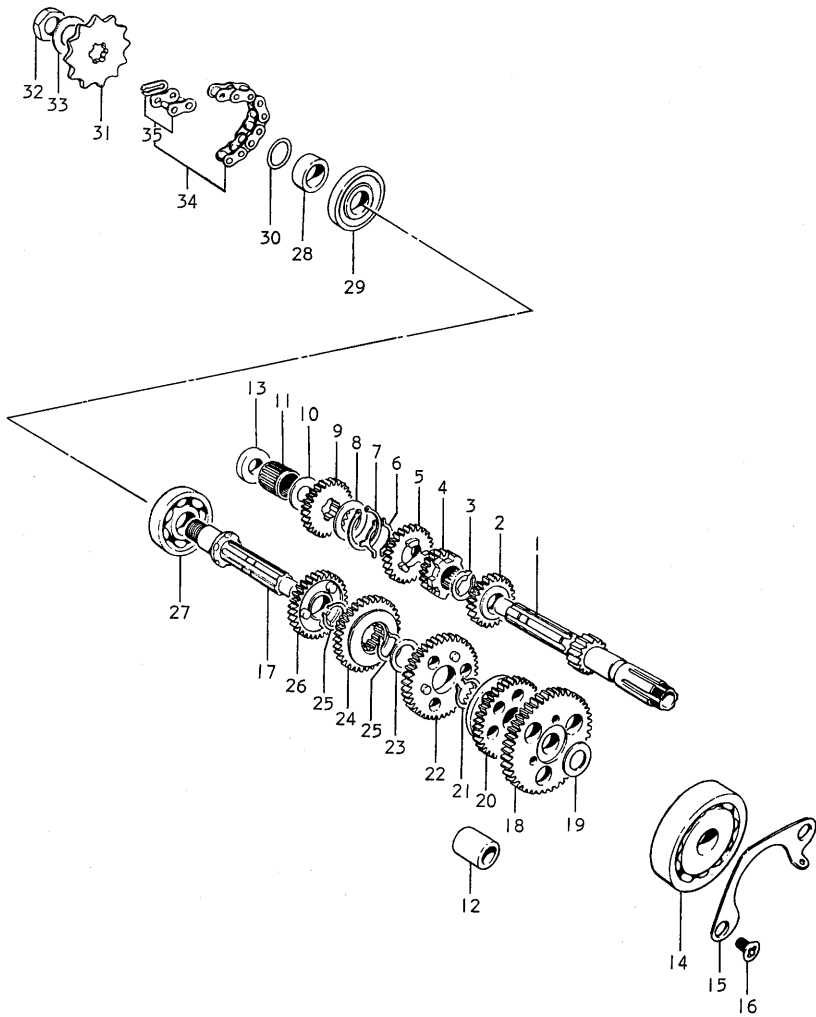


FIG.10 TRANSMISSION

Ref.No.	Part No.	Description	Q'ty					Remarks
			I	2	L	M	B	
21	09380-17001	CIRCLIP	1	1	1	1	1	
22-1	24321-05102	GEAR, 2nd driven	1	-	-	-	-	Used for 24221-05100.NT:39
22-2	24321-05103	GEAR, 2nd driven	1	1	1	1	1	
23	09167-17003	THRUST WASHER	1	1	1	1	1	Used for 24221-05101.NT:32
24	24341-05100	GEAR, 4th driven	1	-	-	1	1	
25	09380-17001	CIRCLIP	2	2	2	2	2	NT:32
26	24351-05100	GEAR, 5th driven	1	1	1	1	1	NT:30
27	08113-63030	BEARING	1	-	-	1	1	
28	09180-17008	SPACER	1	1	1	1	1	17x21x13
29	09283-21001	OIL SEAL	1	1	1	1	1	21x40x7
30	09280-17001	O RING	-	1	1	1	1	
31-1	27511-04000	SPROCKET, engine	1	-	-	-	-	NT:12
31-2	27511-19700	SPROCKET, engine	-	1	1	1	1	NT:14
32	09140-16002	NUT	1	1	1	1	1	
33	09167-16001	WASHER	1	1	1	1	1	
34	27600-05011	CHAIN ASSY, drive	Δ1	1	1	1	1	#420, 106ℓ, Δ:102ℓ
35	27620-01011	JOINT ASSY, drive chain	1	1	1	1	1	

FIG. 11 GEAR SHIFTING

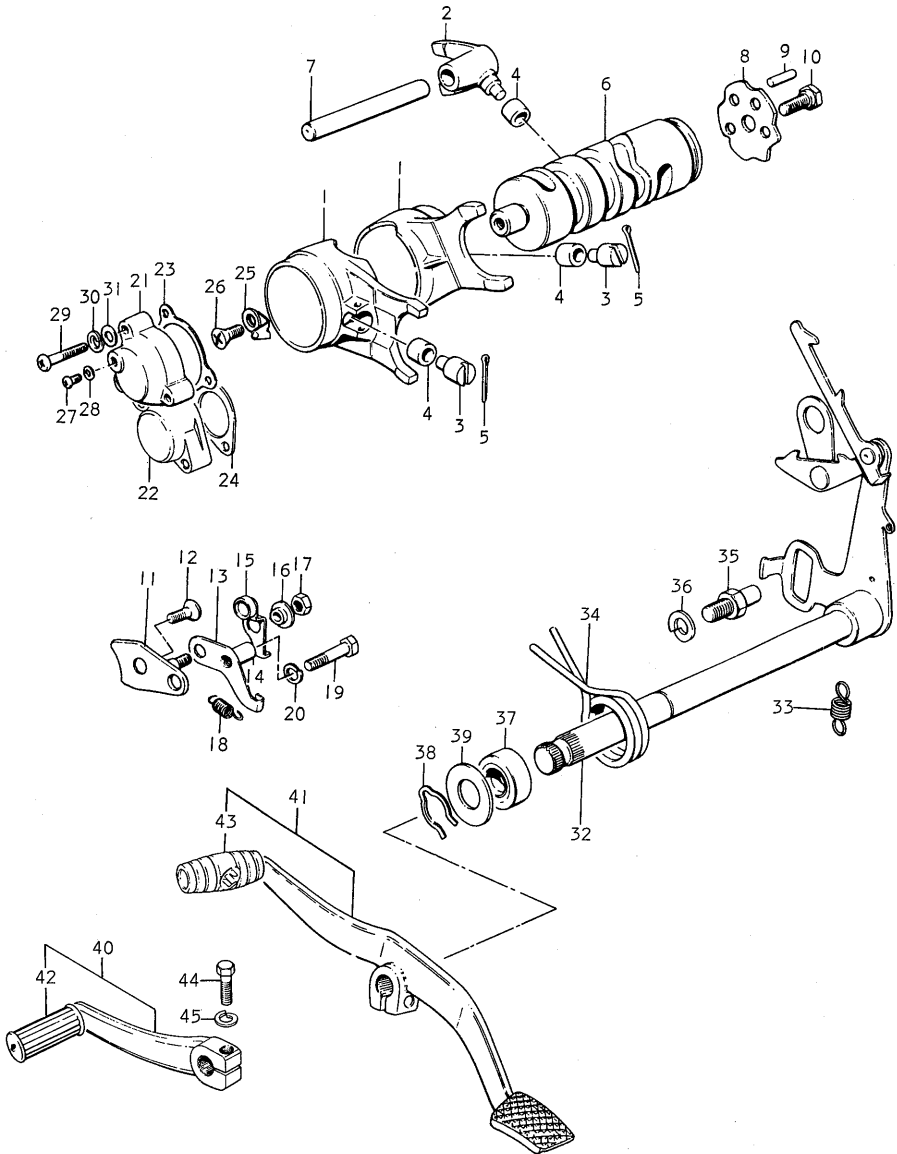


FIG.11 GEAR SHIFTING

Ref.No.	Part No.	Description	Q'ty					Remarks
			I	2	L	M	B	
1	25211-05100	FORK, gear shifting low speed	2	2	2	2	2	
2	25221-05100	FORK, gear shifting high	1	1	1	1	1	
3	09209-10002	GUIDE, fork	2	2	2	2	2	
4	09180-06004	ROLLER, guide	3	3	3	3	3	6x9.8x6
5	04111-25208	COTTER PIN	2	2	2	2	2	
6-1	25311-05600	CAM	1	1	-	-	-	
6-2	25311-05100	CAM	-	-	1	1	1	from 25311-05600
7	25411-05100	SHAFT, gear shift fork	1	1	1	1	1	
8	25381-05100	PLATE, stopper	1	1	1	1	1	
9	09261-04002	PIN, shifting cam	4	4	4	4	4	
10	09111-06004	BOLT, retainer	1	1	1	1	1	
11-1	25340-05100	GUIDE, shifting cam	1	1	1	1	-	
11-2	25340-05101	GUIDE, shifting cam	-	-	-	-	1	from 25340-05100
12	02122-06168	SCREW	1	1	1	1	1	
13-1	25354-05100	HOLDER, spring	1	1	1	1	-	to 25354-05101 used with 09180-06021
13-2	25354-05101	HOLDER, spring	-	-	-	-	1	
14	09180-06021	SPACER	-	-	-	-	1	
15	25350-05100	STOPPER, shifting cam	1	1	1	1	1	
16	09180-06022	SPACER	1	1	1	1	1	6x14x4
17	08310-11068	NUT	1	1	1	1	1	
18	09443-08005	SPRING	1	1	1	1	1	
19	01101-06308	BOLT	1	1	1	1	1	
20	08321-21068	LOCK WASHER	1	1	1	1	1	
21	37721-05100	BODY, gear shifting switch	1	1	-	-	-	Used for 11300-22809 Used for 11302-26801
22	37721-26000	BODY, gear shifting switch	-	1	1	1	1	

FIG.11 GEAR SHIFTING

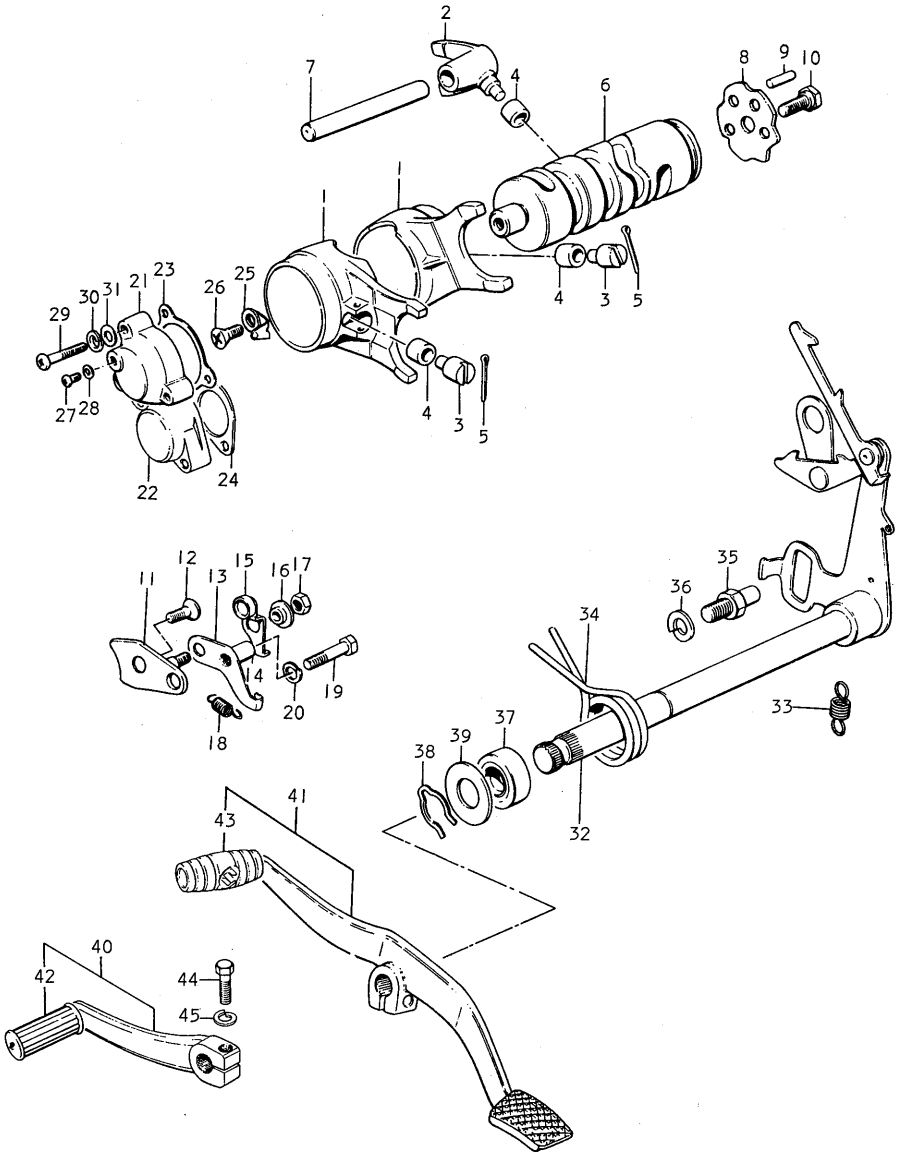




FIG.11 GEAR SHIFTING

Ref.No.	Part No.	Description	Q'ty					Remarks
			I	2	L	M	B	
23	37712-01000	GASKET	1	1	-	-	-	Used for 37721-05100
24	37712-26000	GASKET	-	1	1	1	1	
25-1	37711-05100	CONTACT, neutral switch	1	1	1	-	-	Used for 37721-26000
25-2	37711-05101	CONTACT, neutral switch	-	-	-	1	1	
26	02122-06128	SCREW	1	1	1	1	1	from 37711-05101
27	02112-03048	SCREW	1	1	1	1	1	
28	08322-21038	WASHER	1	1	1	1	1	
29	02112-04208	SCREW	3	3	2	2	2	
30	08321-21048	LOCK WASHER	-	2	2	2	2	
31	08322-21048	WASHER	-	2	2	2	2	
32-1	25510-05100	SHAFT, gear shifting	1	-	-	-	-	
32-2	25510-22200	SHAFT, gear shifting	-	1	1	1	1	
33	09443-07013	SPRING, gear shifting pawl	1	1	1	1	1	
34-1	09444-26005	SPRING, gear shifting shaft	1	1	1	-	-	to 09444-26008
34-2	09444-26008	SPRING, gear shifting shaft	-	-	-	1	1	
35	25671-19000	STOPPER, gear shifting arm	1	1	1	1	1	
36	08321-21108	LOCK WASHER	1	1	1	1	1	
37-1	09285-12001	OIL SEAL	1	-	-	-	-	12x22x7
37-2	09285-12002	OIL SEAL	-	1	1	1	1	12x22x9
38	09384-12001	CIRCLIP	1	-	-	-	-	
39	09160-12020	THRUST WASHER	1	-	-	-	-	12.5x25x1.5

FIG.11 GEAR SHIFTING

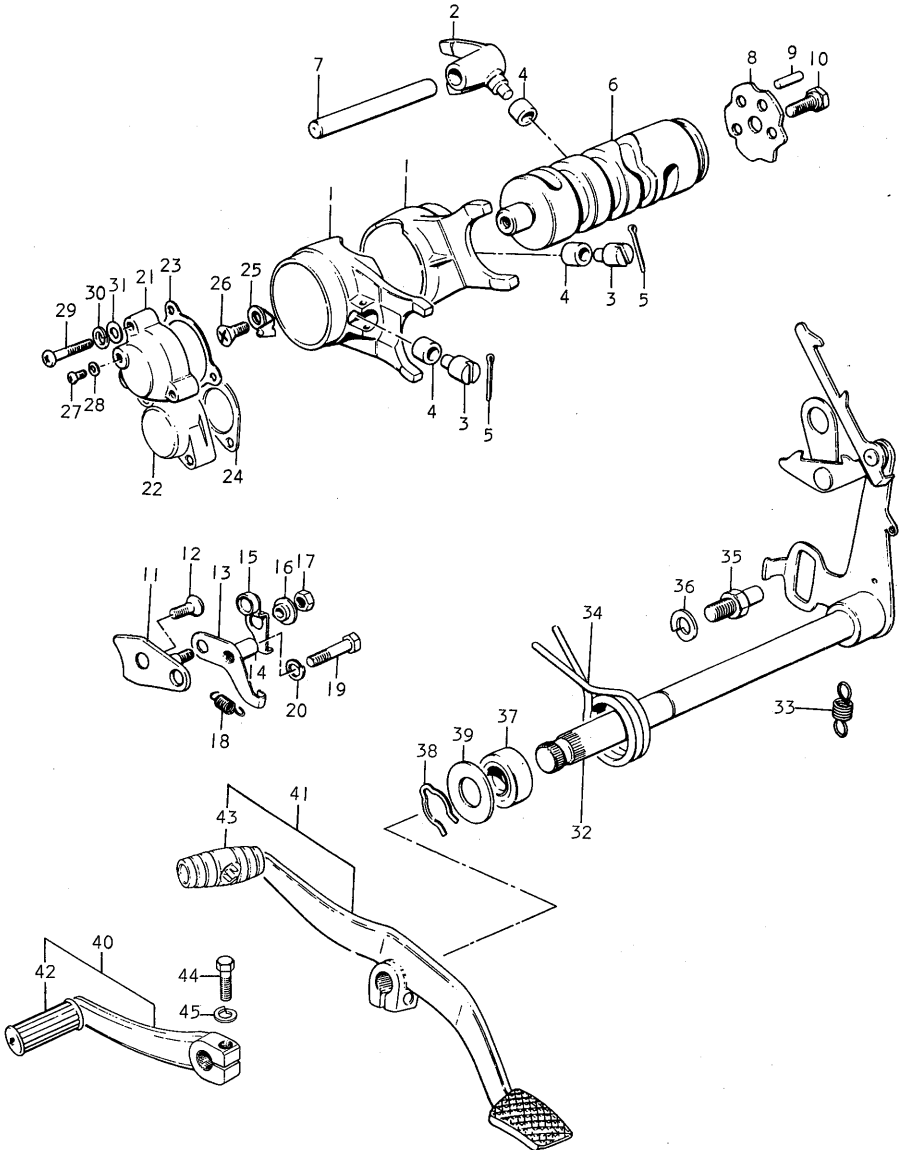


FIG.11 GEAR SHIFTING

Ref.No.	Part No.	Description	Q'ty					Remarks
			I	2	L	M	B	
40-1	25600-05103	LEVER ASSY, gear shifting	-	1	-	-	-	
40-2	25600-05104	LEVER ASSY, gear shifting	-	1	-	-	-	from 25600-05103
41-1	25600-05620	LEVER ASSY, gear shifting	-	1	-	-	-	
41-2	25600-05621	LEVER ASSY, gear shifting	-	1	1	-	-	
41-3	25600-05201	LEVER ASSY, gear shifting	-	-	-	1	1	
42	25652-03201	·RUBBER	1	1	-	-	-	
43	25652-16500	·RUBBER	-	1	1	1	1	
44	01102-06208	BOLT	1	1	1	1	1	from 01112-06108
45	08321-21068	LOCK WASHER	1	1	1	1	-	

FIG.12 KICK STARTER

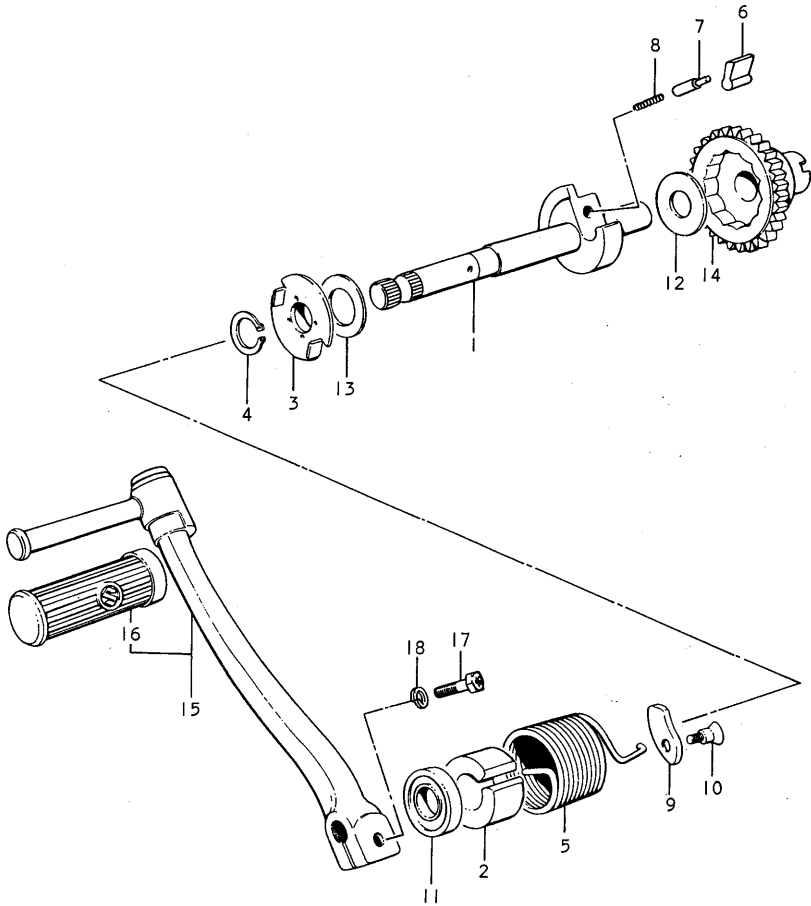


FIG.12 KICK STARTER

Ref.No.	Part No.	Description	Q'ty					Remarks
			I	2	L	M	B	
1-1	26211-05000	SHAFT, kick starter	1	1	1	1	-	to 26211-35001
1-2	26211-35001	SHAFT, kick starter	-	-	-	-	1	
2	26221-01030	GUIDE, return spring	1	1	1	1	1	
3	26222-01001	HOLDER, return spring	1	1	1	1	1	
4	08331-11149	CIRCLIP	1	1	1	1	1	
5	09448-38002	SPRING	1	1	1	1	1	
6	26231-01000	PAWL, kick starter	1	1	1	1	1	
7	09209-05012	PIN, pawl	1	1	1	1	1	
8	09440-04010	SPRING, pawl	1	1	1	1	1	
9	26232-01000	STOPPER	1	1	1	1	1	
10	09139-06002	SCREW	1	1	1	1	1	
11	09285-14001	OIL SEAL	1	1	1	1	1	14x24x6
12	08211-12302	THRUST WASHER, LH	1	1	1	1	1	
13	09160-14005	THRUST WASHER, RH	1	1	1	1	1	14x29x1.5
14-1	26241-05100	GEAR, drive	1	1	1	1	-	
14-2	26241-05101	GEAR, drive	-	-	-	-	1	from 26241-05100
15-1	26300-13100	LEVER ASSY, kick starter	1	-	-	-	-	to 26300-03002
15-2	26300-03002	LEVER ASSY, kick starter	-	1	1	1	-	
15-3	26300-13990	LEVER ASSY, kick starter	-	-	-	-	1	
16	26352-01000	·RUBBER	1	1	1	1	1	
17-1	01112-06258	BOLT	1	1	1	-	-	
17-2	01102-06208	BOLT	-	-	-	1	1	
18	08321-21068	LOCK WASHER	1	1	1	-	-	

FIG.13 FLYWHEEL MAGNETO (A50,2,L,M)

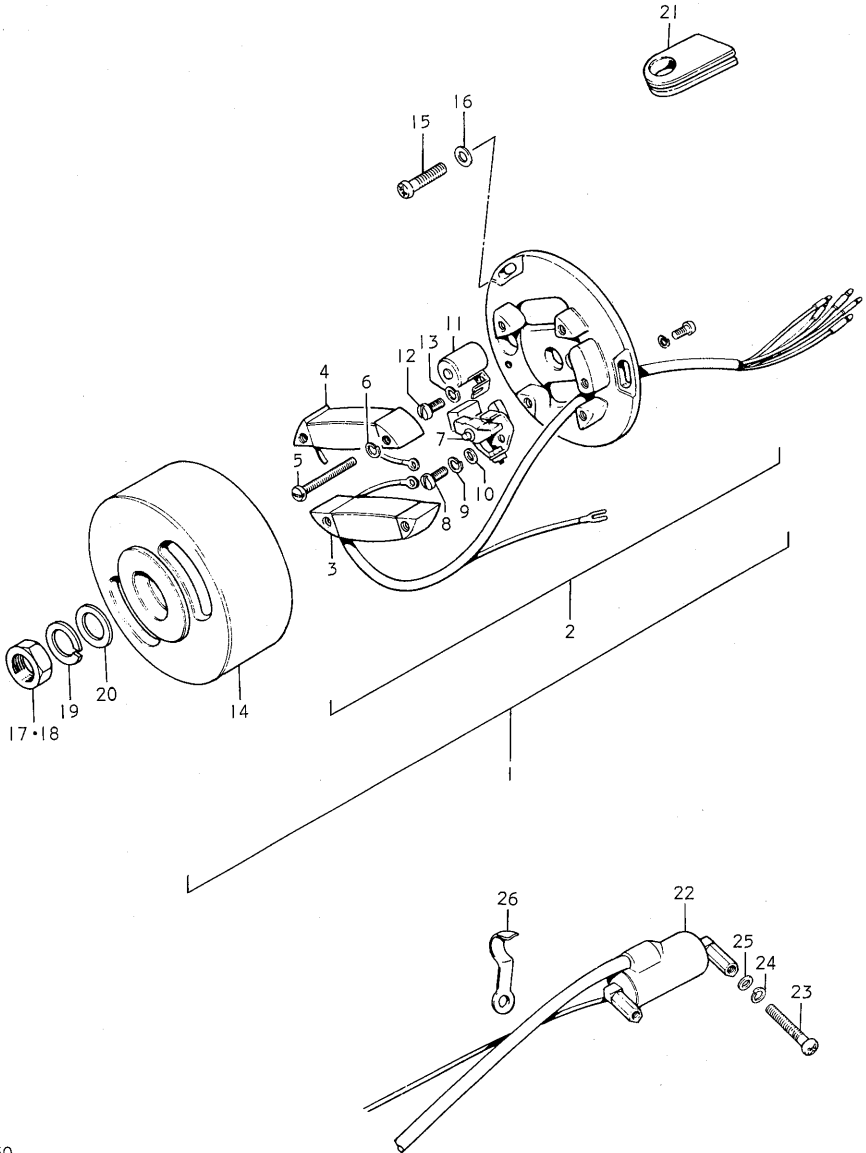


FIG.13 FLYWHEEL MAGNETO (A50,2,L,M)

Ref.No.	Part No.	Description	Q'ty				Remarks
			I	2	L	M	
1	32100-22011	MAGNETO ASSY	1	1	1	1	
2-1	32101-03111	•STATOR ASSY	1	-	-	-	to 32101-22010
2-2	32101-22010	•STATOR ASSY	1	1	1	1	
3	32120-03110	••COIL, lighting	1	1	1	1	
4	32140-03110	••COIL, primary	1	1	1	1	
5	02111-04258	••SCREW	4	4	4	4	
6	08321-21048	••LOCK WASHER	4	4	4	4	
7	32240-28010	••POINT ASSY, contact	1	1	1	1	
8	02111-04107	••SCREW	1	1	1	1	
9	08321-21048	••LOCK WASHER	1	1	1	1	
10	08322-21048	••WASHER	1	1	1	1	
11	32341-03110	••CONDENSER	1	1	1	1	
12	02111-04107	••SCREW	1	1	1	1	
13	08321-21058	••LOCK WASHER	1	1	1	1	
14	32102-22011	•ROTOR, flywheel	1	1	1	1	
15	02112-05168	SCREW	3	3	3	3	
16	08322-21058	WASHER	3	3	3	3	
17	08311-11108	NUT	1	1	1	-	
18	09140-10003	NUT	-	-	-	1	
19	08321-21108	LOCK WASHER	1	1	1	1	
20	08322-21108	WASHER	1	1	1	1	
21	09309-09003	GROMMET	1	1	1	1	

FIG.13 FLYWHEEL MAGNETO (A50,2,L,M)

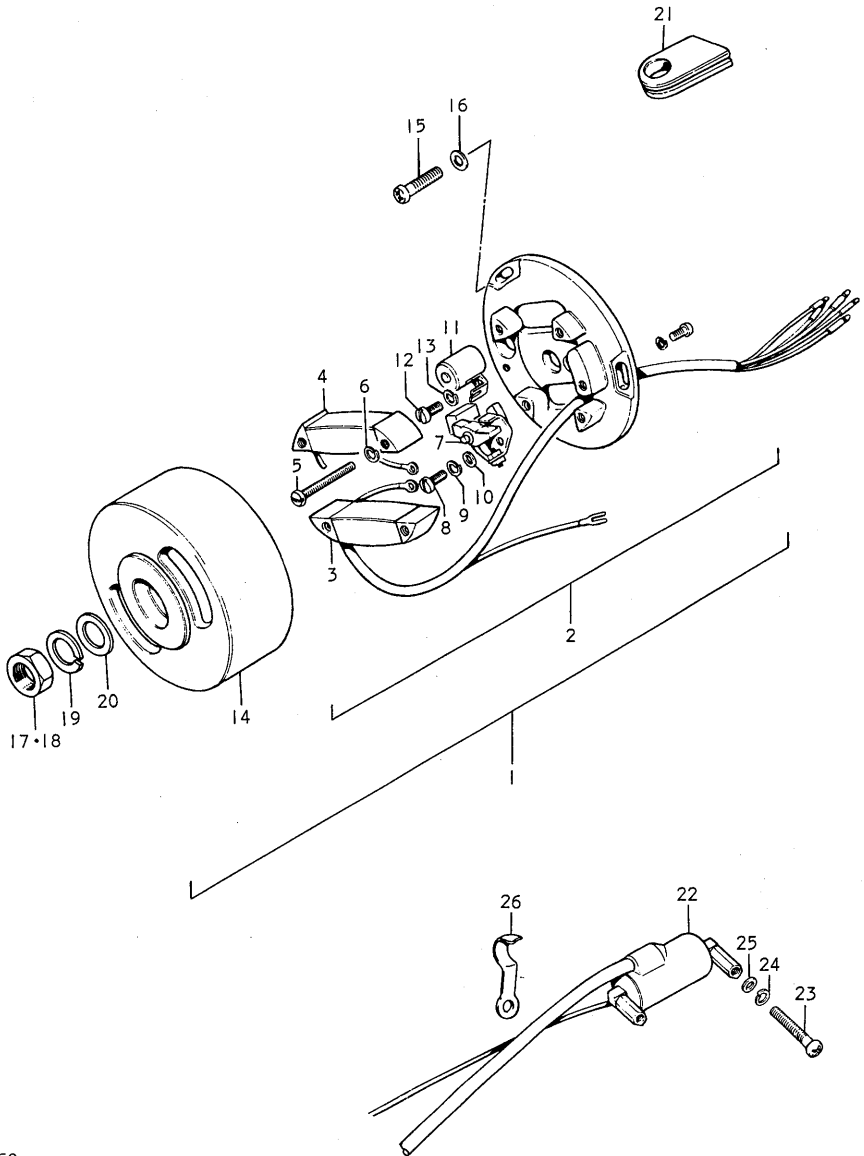




FIG.13 FLYWHEEL MAGNETO (A50,2,L,M)

Ref.No.	Part No.	Description	Q'ty				Remarks
			I	2	L	M	
22-1	33410-19020	COIL ASSY, ignition	1	-	-	-	to 33410-22220
22-2	33410-22220	COIL ASSY, ignition	-	1	1	1	
23	02111-05127	SCREW	2	2	2	2	
24	08321-21058	LOCK WASHER	2	2	2	2	
25	08322-21058	WASHER	2	2	2	2	
26	09403-10303	CLAMP	-	1	1	-	

FIG.14 FLYWHEEL MAGNETO (A50B)

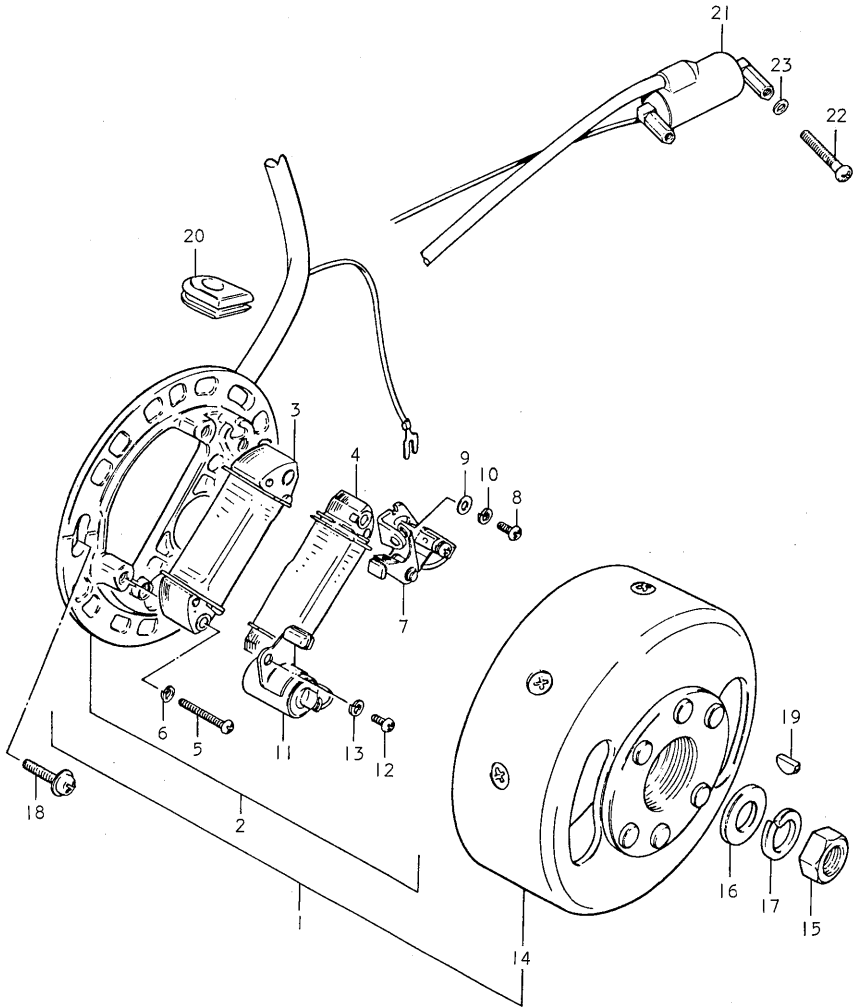


FIG.14 FLYWHEEL MAGNETO (A50B)

Ref.No.	Part No.	Description	Q'ty B	Remarks
1	32100-43012	MAGNETO ASSY	1	
2	32101-43012	*STATOR ASSY	1	
3	32120-43012	**COIL, lighting	1	
4	32140-43012	**COIL, primary	1	
5	02112-04258	**SCREW	4	
6	08321-21048	**LOCK WASHER	4	
7	32240-43012	**POINT ASSY, contact	1	
8	02112-04108	**SCREW	1	
9	08322-21048	**WASHER	1	
10	08321-21048	**LOCK WASHER	1	
11	32341-43012	**CONDENSER	1	
12	02112-04108	**SCREW	2	
13	08321-21048	**LOCK WASHER	2	
14	32102-43012	*ROTOR, flywheel	1	
15	09140-10003	NUT	1	
16	08322-21108	WASHER	1	
17	08321-21108	LOCK WASHER	1	
18	09139-05011	SCREW, stator	3	
19	08341-31039	KEY	1	
20	09309-09003	GROMMET	1	
21	33410-22220	COIL ASSY, ignition	1	
22	02112-05128	SCREW	2	
23	08322-21058	WASHER	2	

FIG.15 SPEEDOMETER - HEADLAMP (A50,2,L)

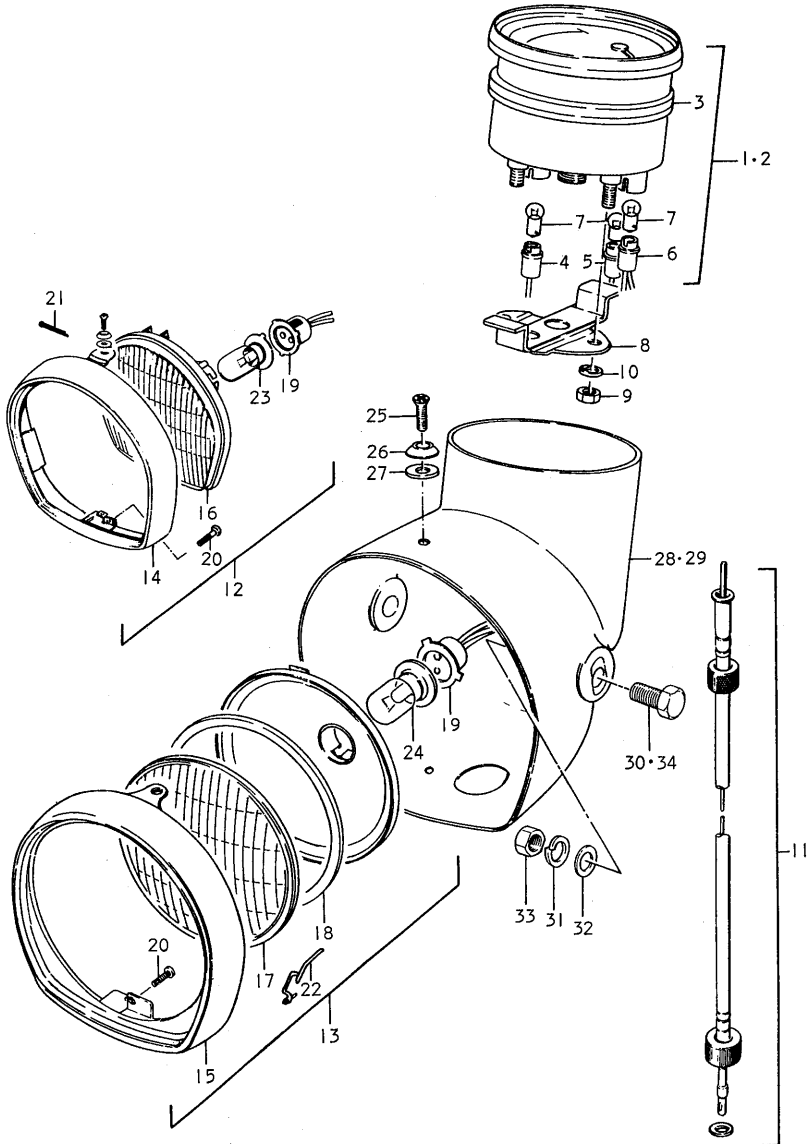


FIG.15 SPEEDOMETER - HEADLAMP (A50,2,L)

Ref.No.	Part No.	Description	Q'ty			Remarks
			1	2	L	
1	34100-05012	SPEEDOMETER ASSY	1	1	1	kilo
2-1	34100-05612	SPEEDOMETER ASSY	1	1	-	to 34100-05600-999 Mile
2-2	34100-05600-999	SPEEDOMETER ASSY	-	1	1	
3	34181-03012	*GASKET, speedometer	1	1	1	
4	34173-01010	*SOCKET, pilot lamp	1	1	1	
5	34175-05010	*SOCKET, turn signal lamp	1	1	1	
6	34179-01010	*SOCKET, neutral lamp	1	1	1	
7	09471-06001	BULB, lamp	3	3	3	6V, 1.7W
8	34951-03001	BRACKET	1	1	1	
9	08311-11058	NUT	1	1	1	
10	08321-21058	LOCK WASHER	1	1	1	
11-1	34910-05030	CABLE ASSY, speedometer	1	-	-	to 34910-22330 ø:720
11-2	34910-22330	CABLE ASSY, speedometer	-	1	1	
12	35100-03022	HEADLAMP ASSY	1	-	-	to 35100-22320-999
13	35100-22320-999	HEADLAMP ASSY	-	1	1	
14	35111-03024	*RIM	1	-	-	
15	35111-22320	*RIM	-	1	1	
16	35121-03020	*UNIT	1	-	-	
17	35124-22020	*LENS	-	1	1	
18	35125-22020	*GASKET, lens	-	1	1	
19	35171-12221	*SOCKET	1	1	1	
20	02111-03087	*SCREW	1	1	1	
21	04111-30408	*COTTER PIN	1	-	-	
22	35128-22020	*SPRING, clamp	-	1	1	
23	09471-06003	*BULB	1	-	-	to 6V, 15/15W to 09471-06022
24	09471-06022	BULB	-	1	1	

FIG.15 SPEEDOMETER - HEADLAMP (A50,2,L)

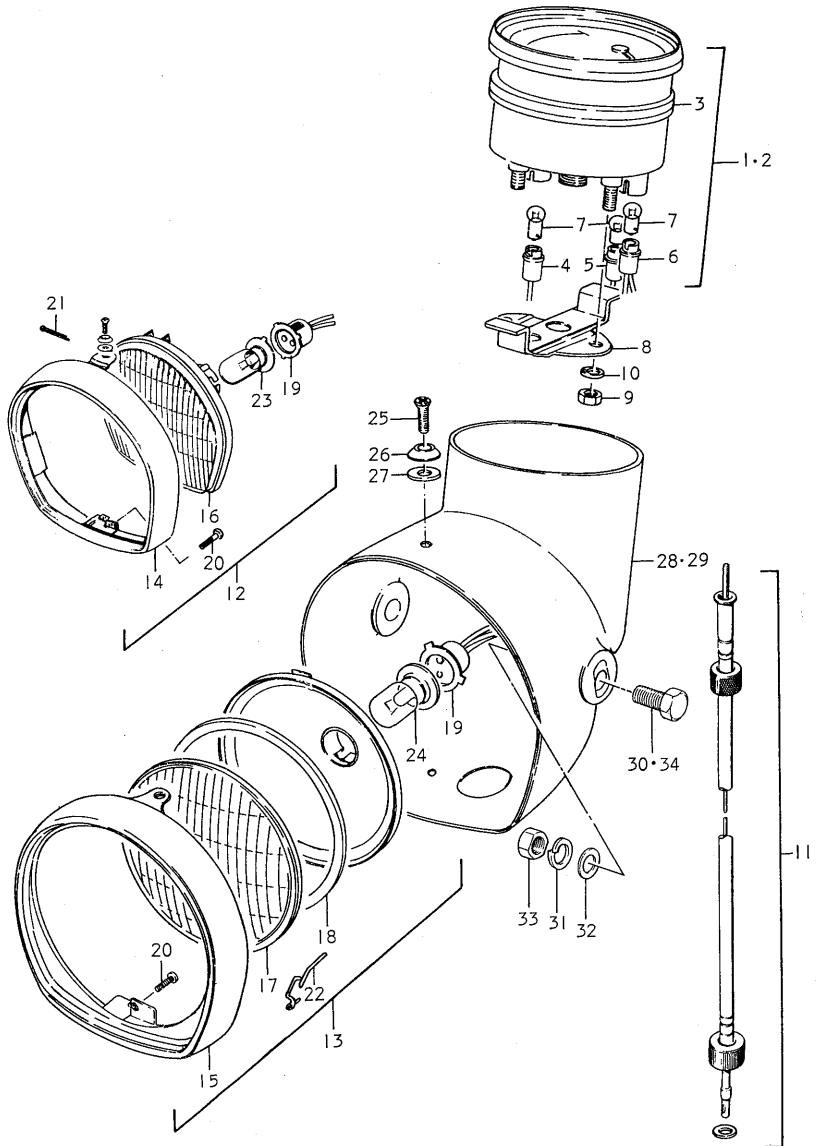


FIG.15 SPEEDOMETER - HEADLAMP (A50,2,L)

Ref.No.	Part No.	Description	Q'ty			Remarks
			1	2	L	
25	02133-04128	SCREW	2	2	2	
26	09165-04004	WASHER	2	2	2	
27	09161-04005	WASHER	2	2	2	
28-1	51810-03610-002	HOUSING, headlamp	1	-	-	
28-2	51810-03610-019	HOUSING, headlamp	1	-	-	
28-3	51810-03610-061	HOUSING, headlamp	1	-	-	
28-4	51810-03610-078	HOUSING, headlamp	1	-	-	
28-5	51810-03610-079	HOUSING, headlamp	1	-	-	
28-6	51810-03610-138	HOUSING, headlamp	-	1	1	
28-7	51810-03610-186	HOUSING, headlamp	-	1	1	
28-8	51810-03610-797	HOUSING, headlamp	-	-	1	
28-9	51810-03610-798	HOUSING, headlamp	-	-	1	
29-1	51810-03620-138	HOUSING, headlamp	-	-	1	to 51810-03621-138
29-2	51810-03620-186	HOUSING, headlamp	-	-	1	to 51810-03621-186
29-3	51810-03620-797	HOUSING, headlamp	-	-	1	to 51810-03621-797
29-4	51810-03620-798	HOUSING, headlamp	-	-	1	to 51810-03621-798
30	01221-08257	BOLT	2	-	-	E.No.A50-40817~
31	08321-21088	LOCK WASHER	2	2	2	
32	08322-11088	WASHER	2	-	-	
33	08312-11088	NUT	2	2	2	
34	01122-08208	BOLT	-	-	2	

FIG.16 SPEEDOMETER(A50M,B)

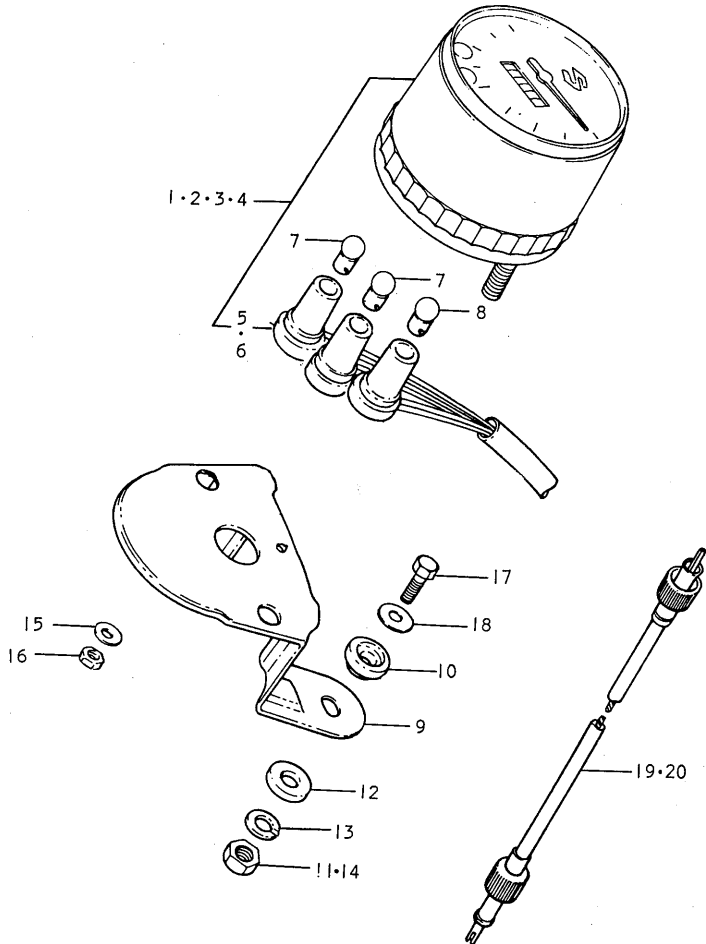




FIG.16 SPEEDOMETER (A50M,B)

Ref.No.	Part No.	Description	Q'ty		Remarks
			M	B	
1	34100-26011	SPEEDOMETER ASSY	1	-	Kilo
2-1	34100-26601-999	SPEEDOMETER ASSY	1	-	Mile
2-2	34100-26013	SPEEDOMETER ASSY	1	-	Kilo
3	34100-26014	SPEEDOMETER ASSY	-	1	Kilo
4	34100-26603	SPEEDOMETER ASSY	-	1	Mile
5	34170-25011	·SOCKET	1	1	Kilo
6	34170-26600	·SOCKET	1	1	Mile
7	09471-06002	·BULB	2	2	6V, 3W
8	09471-06001	·BULB	2	2	Kilo.....1 └─ 6V, 1.7W
9	34950-26001	BRACKET, speedometer	1	1	
10	34955-20000	CUSHION, No.1	2	2	
11	08311-11088	NUT	2	-	
12	09320-08004	CUSHION, No.2	2	2	
13	08321-21088	LOCK WASHER	2	-	
14	08311-11088	NUT	2	-	
15	09160-05006	WASHER	-	2	
16	08310-11058	NUT	-	2	
17	01101-08128	BOLT	-	2	
18	08322-11088	WASHER	-	2	
19	34910-28131	CABLE ASSY, speedometer	1	-	
20	34910-27130	CABLE ASSY, speedometer	-	1	

FIG.17 HEADLAMP (A50M,B)

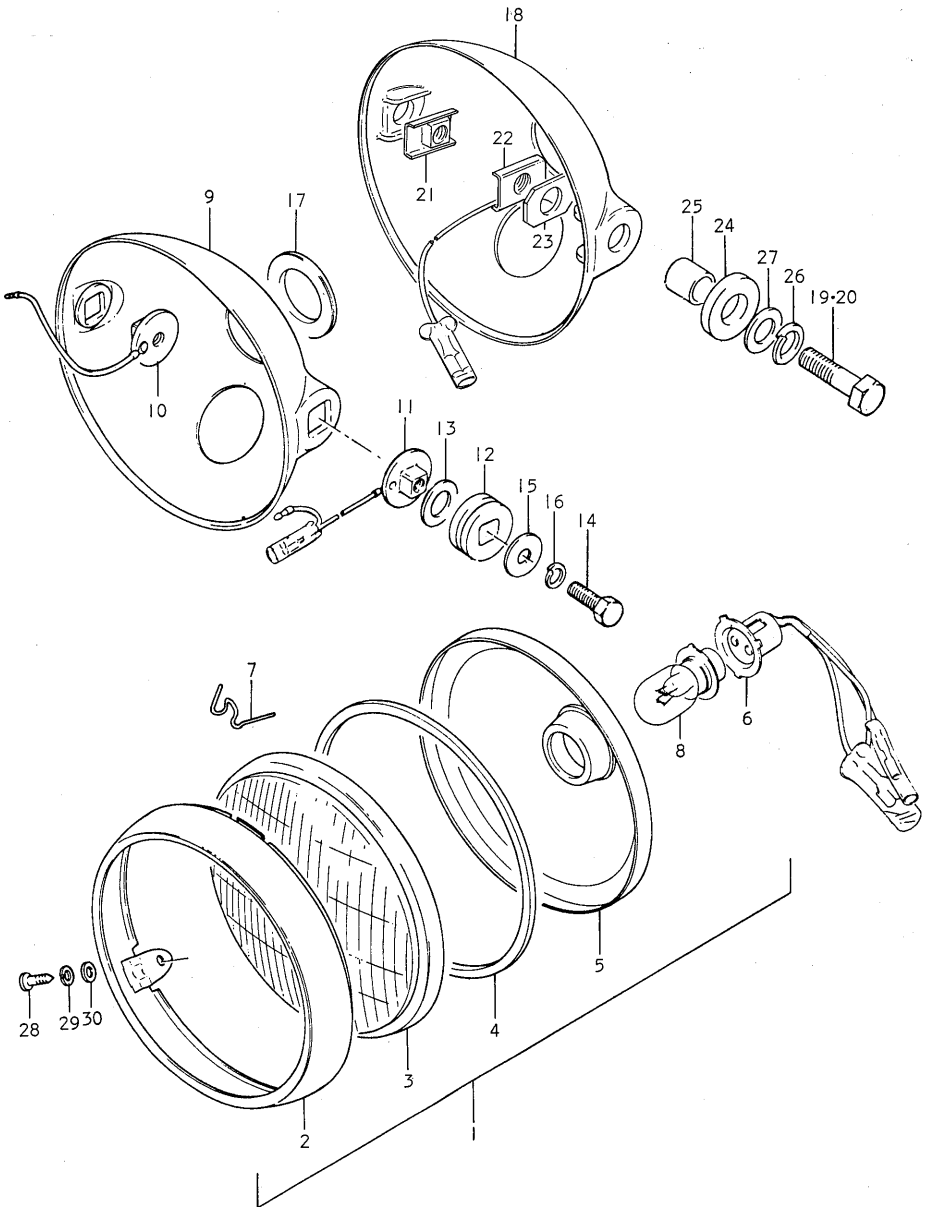


FIG.17 HEADLAMP (A50M,B)

Ref.No.	Part No.	Description	Qty		Remarks
			M	B	
1	35100-27222	HEADLAMP ASSY	1	1	
2	35111-27221	•RIM	1	1	
3	35124-27222	•LENS	1	1	
4	35125-27222	•GASKET	1	1	
5	35123-25322	•REFLECTOR	1	1	
6	35171-27220	•SOCKET	1	1	
7	35128-27221	•SPRING	3	3	
8	09471-06022	•BULB	1	1	
9-1	51810-26000-019	HOUSING, headlamp	1	-	
9-2	51810-26000-797	HOUSING, headlamp	1	-	
9-3	51810-26000-00R	HOUSING, headlamp	1	-	
9-4	51810-26000-00U	HOUSING, headlamp	1	-	
10	51821-36200	SPACER	1	-	
11	51860-36200	SPACER	1	-	
12	51827-27302	CUSHION	2	-	
13	51828-25300	WASHER	2	-	
14	01221-08207	BOLT	2	-	
15	08322-11088	WASHER	2	-	
16	08321-21088	LOCK WASHER	2	-	
17	51845-31030	GROMMET	2	-	

FIG.17 HEADLAMP (A50M,B)

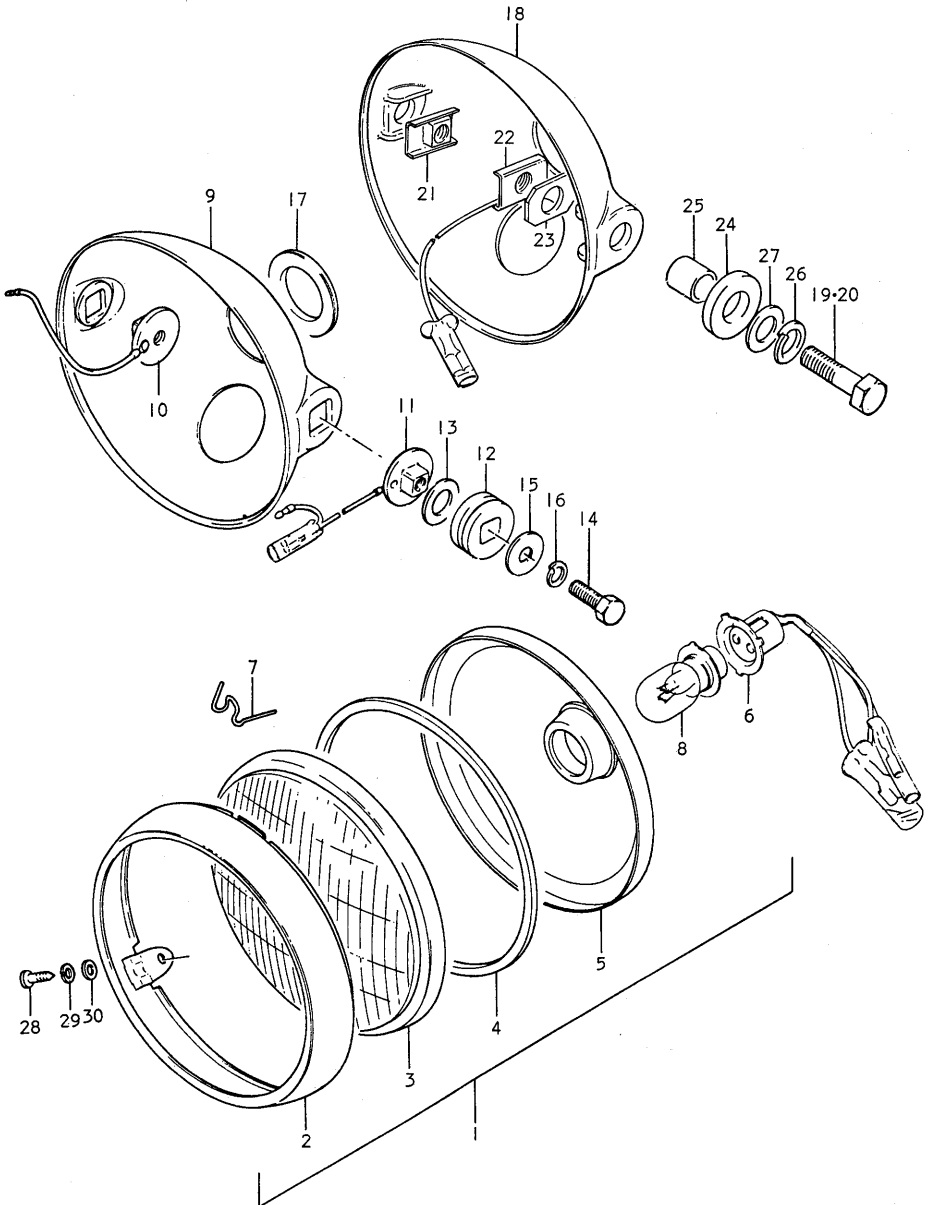


FIG. 17 HEADLAMP (A50M,B)

Ref.No.	Part No.	Description	Qty		Remarks
			M	B	
18-1	51810-27200-019	HOUSING, headlamp	1	-	
18-2	51810-27200-797	HOUSING, headlamp	1	-	
18-3	51810-27200-00R	HOUSING, headlamp	1	-	
18-4	51810-27200-291	HOUSING, headlamp	-	1	
19	01122-08258	BOLT	1	-	
20	01201-08307	BOLT	-	1	
21	51817-06301	PLATE, <sup>RH</sup> LH (P-23-145)	1	1	
22	5181 <sup>8</sup> <del>7</del> -06301	PLATE, <sup>LH</sup> RH (P-23-145)	1	1	
23	09329-12002	CUSHION	2	2	
24	09320-12014	CUSHION	2	2	
25	09180-08001	SPACER	2	2	
26	08321-21088	LOCK WASHER	2	2	
27	08322-11088	WASHER	2	2	
28	02112-04128	SCREW	2	2	
29	08321-21048	LOCK WASHER	2	2	
30	08322-21048	WASHER	2	2	

FIG.18 TURN SIGNAL LAMP (A50,2,L)

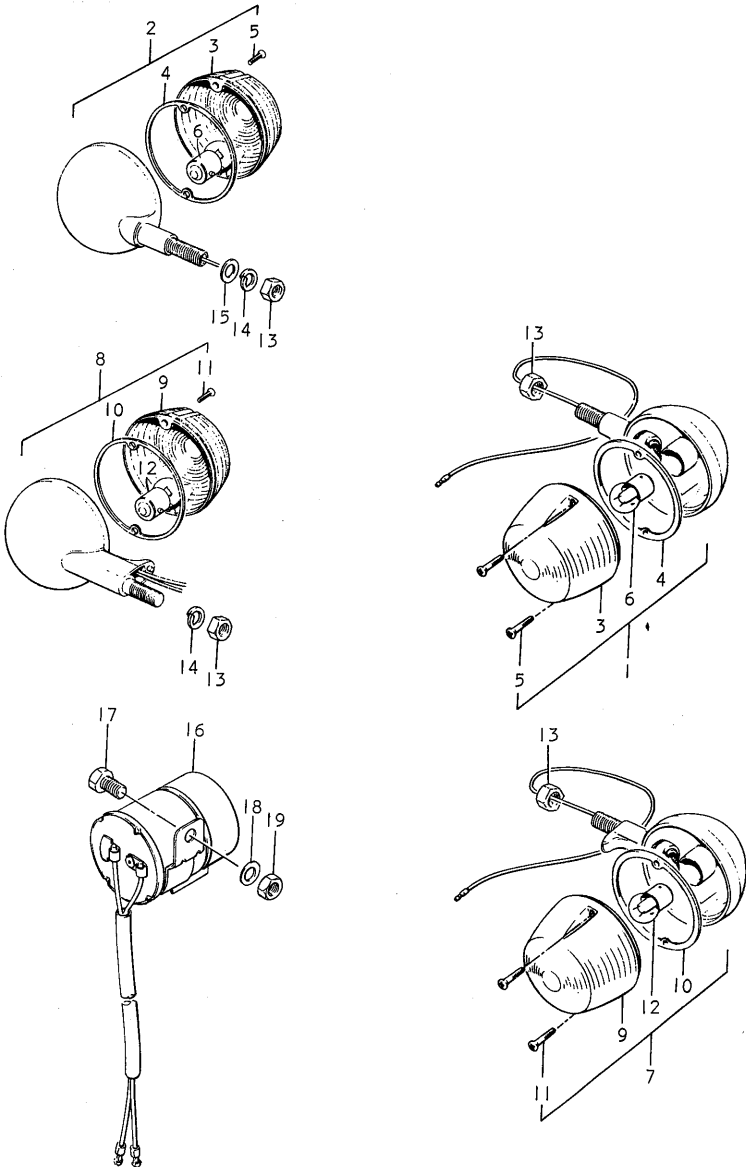


FIG.18 TURN SIGNAL LAMP (A50,2,L)

Ref.No.	Part No.	Description	Q'ty			Remarks
			1	2	L	
1-1	35601-13412	LAMP ASSY, front turn signal	2	-	-	~E.No.A50-40816.
1-2	35601-05112-999	LAMP ASSY, front turn signal	2	-	-	
2-1	35603-05111	LAMP ASSY, rear turn signal	2	-	-	~E.No.A50-43922.
2-2	35603-05112	LAMP ASSY, rear turn signal	2	-	-	~E.No.A50-50173.
2-3	35603-05113	LAMP ASSY, rear turn signal	2	-	-	
3	35612-12611	·LENS	4	-	-	
4	35613-06111	·GASKET	4	-	-	
5	35623-06110	·SCREW	8	-	-	
6	09471-06021	·BULB	4	-	-	6V, 8W
7	35603-35110	LAMP ASSY, turn signal	-	4	-	to 35603-22010-999
8	35603-22010-999	LAMP ASSY, turn signal	-	-	4	
9	35612-20010	·LENS	-	4	4	
10	35613-06111	·GASKET	-	4	4	
11	35623-06110	·SCREW	-	8	8	
12	09471-06021	·BULB	-	4	4	6V, 8W
13	08312-11088	NUT	2	2	2	
14	08321-21088	LOCK WASHER	2	2	2	
15	08322-11088	WASHER	2	-	-	
16	38610-12110	RELAY, turn signal	1	1	1	
17	01112-06128	BOLT	1	1	1	
18	08322-21068	WASHER	1	1	1	
19	08311-11068	NUT	1	1	1	

FIG.19 TURN SIGNAL LAMP (A50M,B)

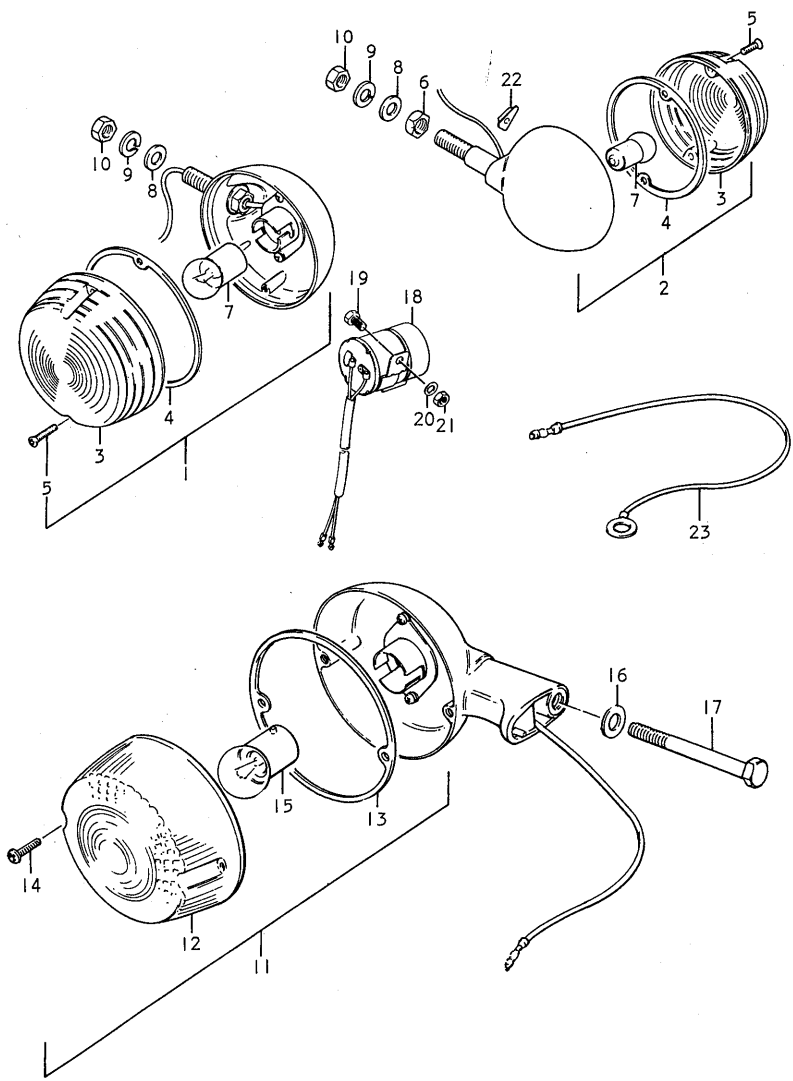
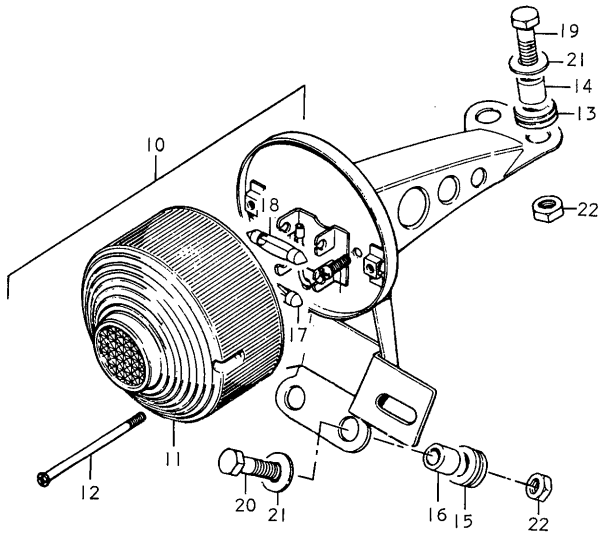
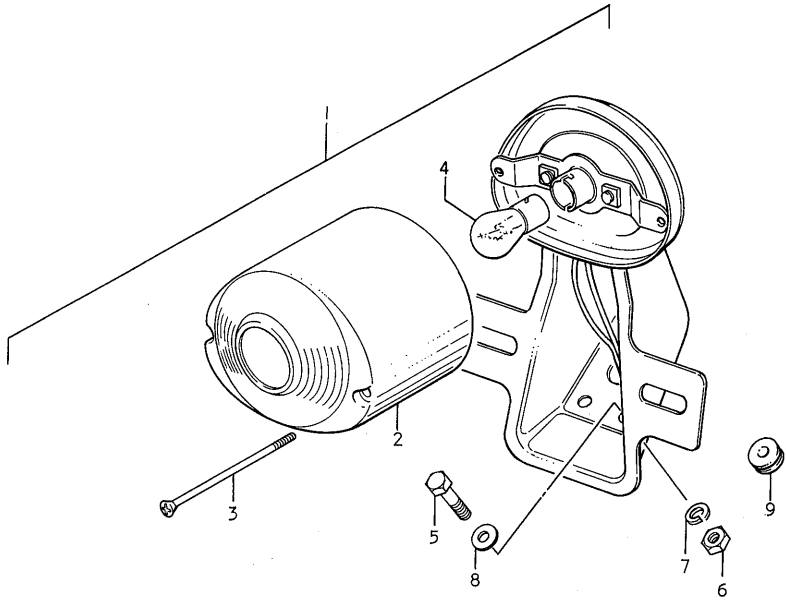




FIG.19 TURN SIGNAL LAMP (A50M,B)

Ref.No.	Part No.	Description	Qty M B	Remarks
1	35601-25211	LAMP ASSY, front turn signal	2 -	
2	35603-25012	LAMP ASSY, rear turn signal	2 -	
3	35612-20010	·LENS	4 -	
4	35613-06111	·GASKET	4 -	
5	35623-06110	·SCREW	8 -	
6	08312-31108	·NUT, rear turn signal	2 -	
7	09471-06021	·BULB	4 -	
8	08322-11108	WASHER	2 -	
9	08321-21108	LOCK WASHER	4 -	
10	08312-11108	NUT	4 -	
11	35603-46210	LAMP ASSY, turn signal	- 4	
12	35612-46210	·LENS	- 4	
13	35613-06111	·GASKET	- 4	
14	03211-03168	·SCREW	- 8	
15	09471-06021	·BULB	- 4	6V, 8W
16	08322-11068	WASHER	- 2	
17	01112-06608	BOLT	- 2	
18	38610-12110	RELAY, turn signal	1 1	
19	01101-06128	BOLT	1 1	
20	08322-21068	WASHER	1 1	
21	08310-11068	NUT	1 1	
22	35661-22610	GROMMET, rear turn signal	2 -	
23	36851-46200	lead wire LEAD WIRE, turn signal earth	- 1	

FIG.20 REAR COMBINATION LAMP (A50,2,L)



A50

FIG.20 REAR COMBINATION LAMP (A50,2,L)

Ref.No.	Part No.	Description	Q'ty			Remarks
			1	2	L	
1	35710-12660	REAR COMBINATION LAMP ASSY	1	-	-	
2	35712-06110	•LENS	1	-	-	
3	02111-04558	•SCREW	2	-	-	
4	09471-06008	•BULB	1	-	-	6V, 10/3W
5	01112-06128	BOLT	3	-	-	
6	08311-11068	NUT	3	-	-	
7	08321-21068	LOCK WASHER	3	-	-	
8	08322-21068	WASHER	3	-	-	
9-1	09308-12003	GROMMET	1	-	-	~E.No.A50-11849
9-2	09308-05005	GROMMET	1	-	-	E.No.A50-11850~
10	35710-25600	REAR COMBINATION LAMP ASSY	-	1	1	
11	35712-20010	•LENS	-	1	1	
12	02131-03358	•SCREW	-	2	2	
13	35765-15010	•CUSHION, upper	-	2	2	
14	35766-15010	•SPACER, upper	-	2	2	
15	35765-22210	•CUSHION, lower	-	2	2	
16	35766-22210	•SPACER, lower	-	2	2	
17	09471-06020	•BULB, tail lamp	-	1	1	6V, 3W
18	09471-06007	•BULB, brake lamp	-	1	1	6V, 10W
19	01112-06208	BOLT	-	2	2	
20	01112-06258	BOLT	-	2	2	
21	09160-06020	WASHER	-	4	4	
22	08311-11068	NUT	-	4	4	

FIG.21 REAR COMBINATION LAMP (A50M,B)

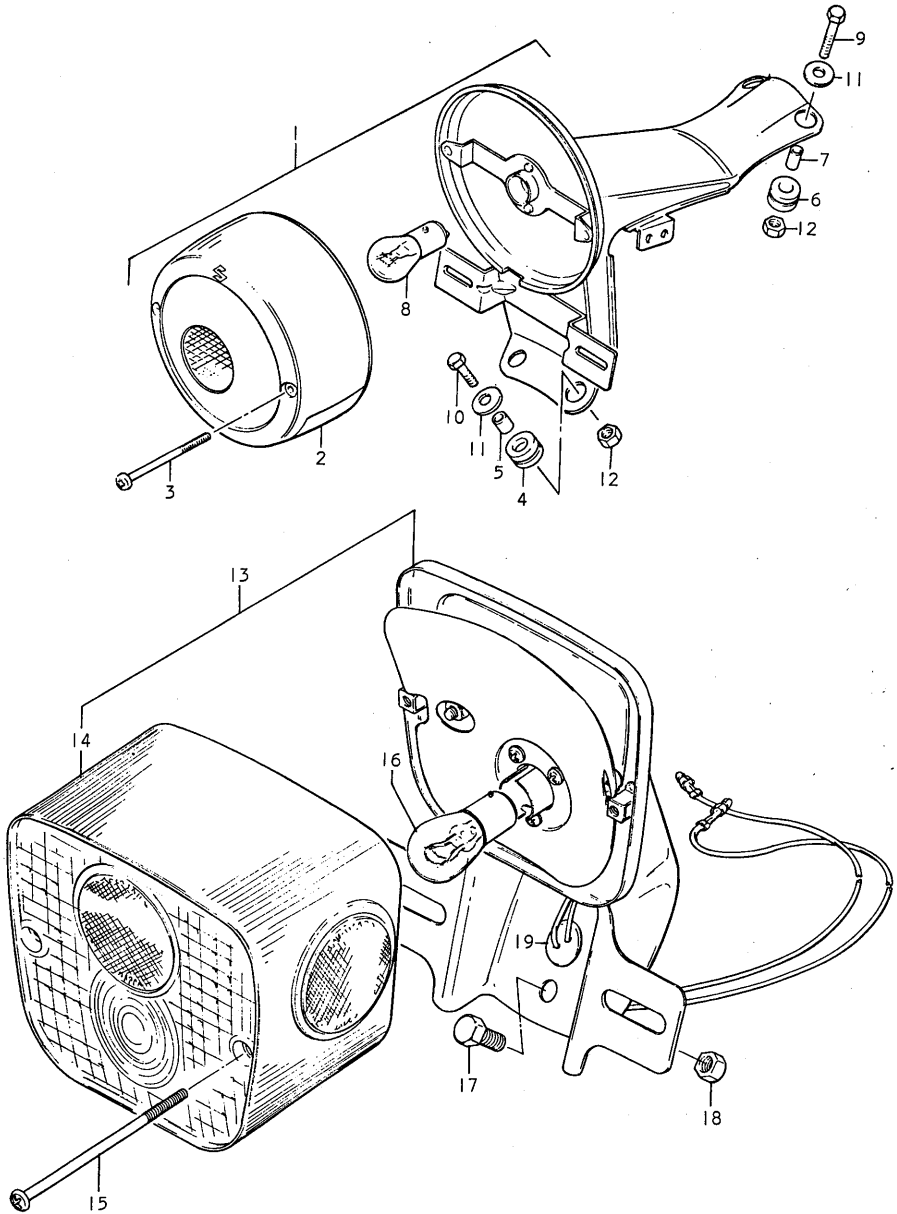


FIG.21 REAR COMBINATION LAMP (A50M,B)

Ref.No.	Part No.	Description	Q'ty		Remarks
			M	B	
1	35710-22511-999	LAMP ASSY, rear combination	1	-	
2	35712-27310	•LENS	1	-	
3	02111-04508	•SCREW	2	-	
4	35765-15010	•CUSHION, front	2	-	
5	35766-15010	•SPACER	2	-	
6	35765-22210	•CUSHION, rear	2	-	
7	35766-22210	•SPACER	2	-	
8	09471-06008	BULB	1	-	6V, 10/3W
9	01112-06208	BOLT	2	-	
10	01112-06258	BOLT	2	-	
11	09160-06020	WASHER	4	-	
12	08311-11068	NUT	4	-	
13	35710-22660	LAMP ASSY, rear combination	-	1	
14	35712-39620	•LENS	-	1	
15	02111-04558	•SCREW	-	2	
16	09471-06009	•BULB	-	1	6V, 21/3cp
17	01101-06108	BOLT	-	3	
18	08310-11068	NUT	-	2	
19	09308-05005	GROMMET	-	1	

FIG.22 ELECTRICAL (1)

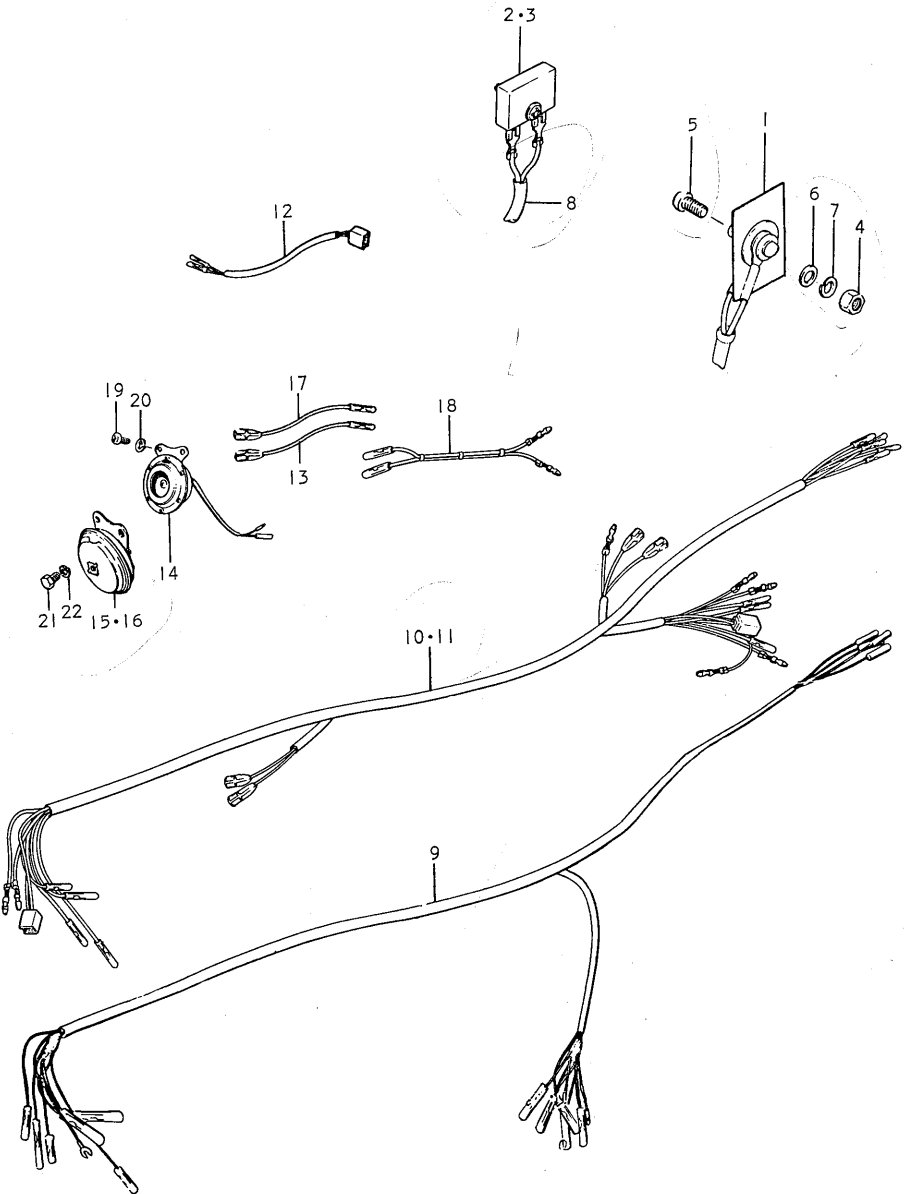


FIG.22 ELECTRICAL (1)

Ref.No.	Part No.	Description	Q'ty					Remarks
			I	2	L	M	B	
1	32800-01020	RECTIFIER ASSY	1	-	-	-	-	
2	32800-19062	RECTIFIER ASSY	1	1	1	1	-	└ from 32800-19061 to 32800-19063
3	32800-19063	RECTIFIER ASSY	-	-	-	-	1	
4	08310-11058	NUT	1	1	1	1	1	
5	02112-05208	SCREW	-	-	-	1	1	
6	08322-21058	WASHER	1	1	1	-	1	
7	08321-21058	LOCK WASHER	1	1	1	-	-	
8	36852-22620	LEAD WIRE, rectifier	-	-	-	-	1	6V, 4AH
9-1	36610-05100	WIRING HARNESS	1	-	-	-	-	└ Used for 38500-01030
9-2	36610-05101	WIRING HARNESS	1	-	-	-	-	
9-3	36610-22001	WIRING HARNESS	-	1	-	-	-	
9-4	36610-22200	WIRING HARNESS	-	-	1	-	-	to 36610-22202
10	36610-22202	WIRING HARNESS	-	-	-	1	-	to 36610-22203
11	36610-22600	WIRING HARNESS	-	-	-	-	1	
12	36851-22700	LEAD WIRE, turn signal	-	-	1	-	-	
13	36851-39700	LEAD WIRE, horn	-	-	1	-	-	
14-1	38500-01031	HORN	1	-	-	-	-	to 38500-01032
14-2	38500-01032	HORN	1	-	-	-	-	to 38500-01033
15	38500-22033	HORN	-	1	1	-	-	└ to 38500-23030 used with 36870-23030
16-1	38500-23030	HORN	-	-	-	1	-	
16-2	38500-23031	HORN	-	-	-	-	1	from 38500-23030
17	36870-23030	LEAD WIRE, horn	-	1	1	-	-	
18	36870-31030	LEAD WIRE, horn	1	-	-	-	-	
19	02112-06128	SCREW	2	-	-	-	-	
20	08321-21068	LOCK WASHER	2	-	-	-	-	
21	01101-08128	BOLT	-	2	2	1	1	
22	08321-21088	LOCK WASHER	-	2	2	1	-	

FIG.23 ELECTRICAL (2)

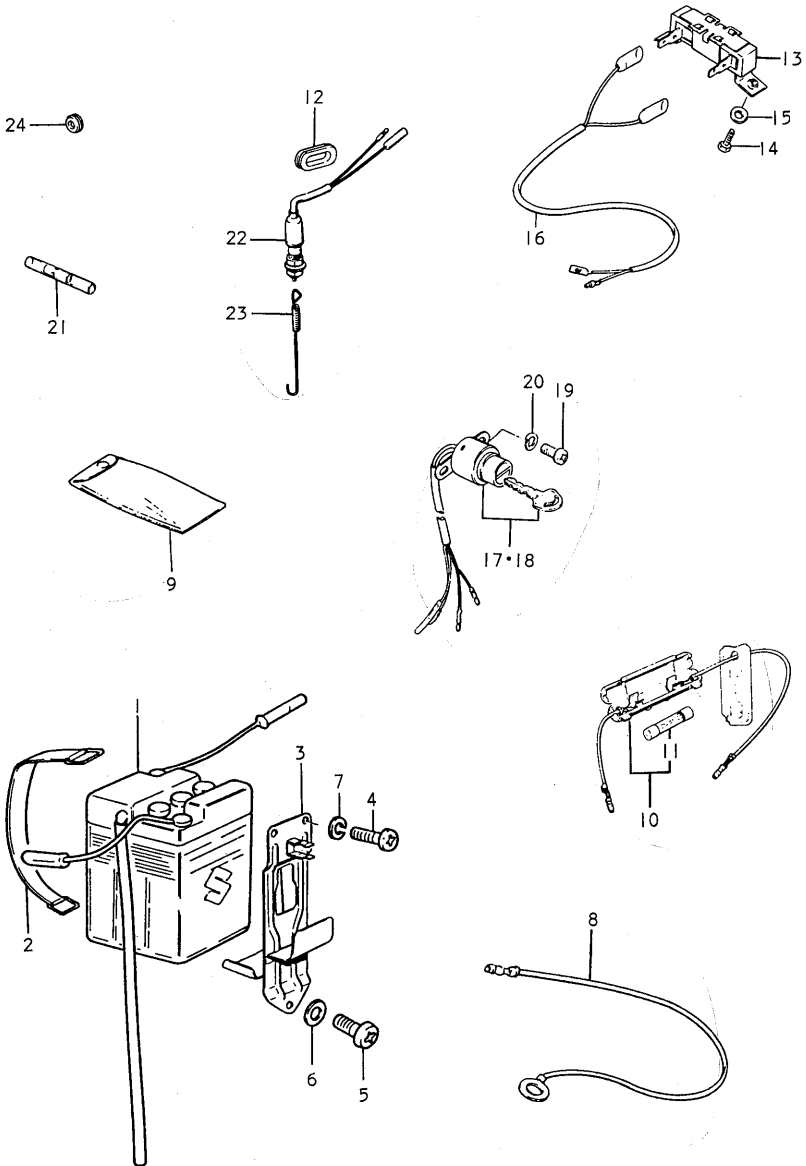




FIG. 23 ELECTRICAL (2)

Ref.No.	Part No.	Description	Q'ty					Remarks
			I	2	L	M	B	
1	33610-03010	BATTERY ASSY	1	1	1	1	1	6V, 4AH
2	09462-00007	BAND, battery	1	1	1	1	1	
3	41540-05100	HOLDER, battery	1	1	1	1	1	
4	09128-06004	SCREW, battery holder	2	2	2	3	3	
5	09100-06048	BOLT, battery holder	1	1	1	-	-	6x10
6	08322-21068	WASHER	1	1	1	-	-	
7	08321-21068	LOCK WASHER	2	2	2	3	3	
8	36862-27690	LEAD WIRE, battery (-)	-	-	-	-	1	
9	09800-00108	TOOL SET	1	1	1	1	1	
10	36740-15010	FUSE CASE ASSY	1	1	1	1	1	
11	09481-15001	·FUSE	1	1	1	1	1	15A
12	09308-10001	GROMMET	1	-	-	-	-	
13	36510-22600	RESISTOR	-	-	-	-	1	
14	01101-05088	BOLT	-	-	-	-	2	
15	08322-21058	WASHER	-	-	-	-	2	
16	36852-22610	LEAD WIRE, magneto resistor	-	-	-	-	1	
17-1	37110-21011	SWITCH ASSY, ignition	1	1	1	-	-	
17-2	37110-21012	SWITCH ASSY, ignition	-	-	-	1	-	from 37110-21011
18	37110-22600	SWITCH ASSY, ignition	-	-	-	-	1	
19-1	02111-06128	SCREW	1	1	1	1	-	
19-2	02112-06088	SCREW	-	-	-	-	2	
20	08321-21068	LOCK WASHER	1	1	1	-	-	
21	37132-03000	CONNECTOR	1	-	-	-	-	
22-1	37740-19051	SWITCH ASSY, brake lamp	1	1	1	-	-	to 37740-27051
22-2	37740-27051	SWITCH ASSY, brake lamp	-	-	-	1	1	
23-1	09443-06019	SPRING	1	-	-	1	1	ℓ:107
23-2	09443-06005	SPRING	-	1	1	-	-	ℓ:112
24	09308-12001	GROMMET	1	1	1	1	1	

FIG.24 FRAME - FRAME COVER

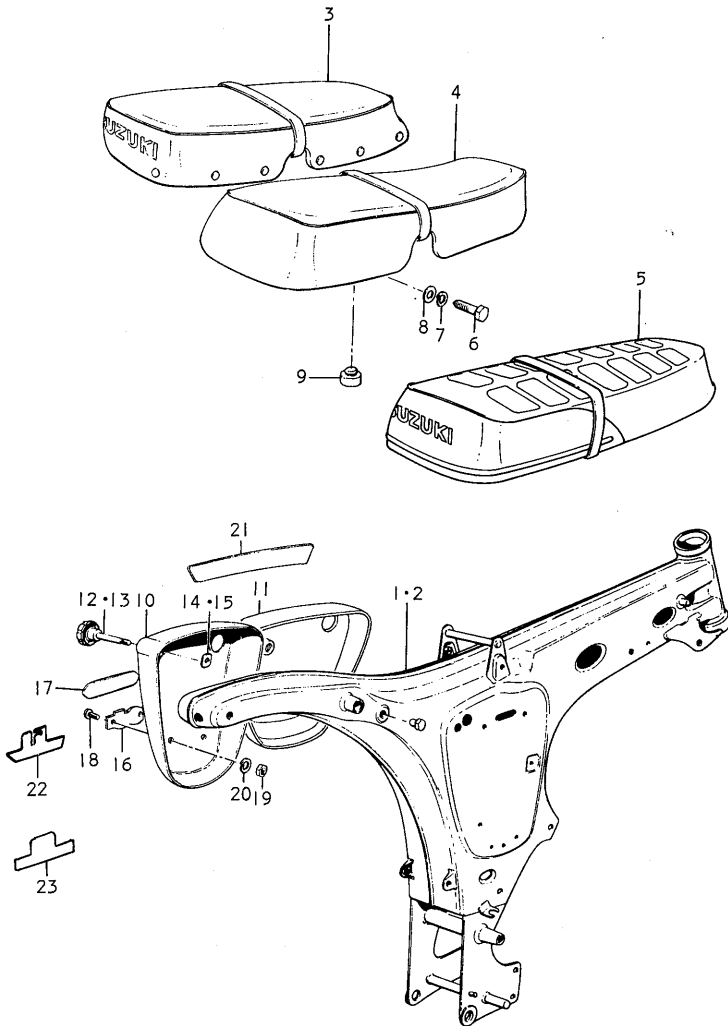


FIG.24 FRAME - FRAME COVER

Ref.No.	Part No.	Description	Q'ty					Remarks
			I	2	L	M	B	
1-1	41100-05100-002	FRAME	1	-	-	-	-	
1-2	41100-05100-019	FRAME	1	-	-	-	-	
1-3	41100-05100-061	FRAME	1	-	-	-	-	
1-4	41100-05100-078	FRAME	1	-	-	-	-	
1-5	41100-05100-079	FRAME	1	-	-	-	-	
2-1	41100-21200-019	FRAME	-	1	1	-	-	
2-2	41100-21201-019	FRAME	-	-	-	1	1	
3	45100-12100	SEAT ASSY, dual	1	-	-	-	-	
4-1	45100-22300-369	SEAT ASSY, dual	-	1	-	-	-	to 45100-22301-369
4-2	45100-22301-369	SEAT ASSY, dual	-	-	1	-	-	
5-1	45100-22631-403	SEAT ASSY, dual	-	-	-	1	-	to 45100-22650-403
5-2	45100-22631-865	SEAT ASSY, dual	-	-	-	-	1	
6	01101-08258	BOLT	2	2	2	2	2	
7	08321-21088	LOCK WASHER	2	2	2	2	2	
8	08322-21088	WASHER	-	2	2	2	2	
9	09321-10002	CUSHION	2	-	-	-	-	
10-1	47211-12100-002	COVER, frame LH	1	-	-	-	-	
10-2	47211-12100-019	COVER, frame LH	1	-	-	-	-	
10-3	47211-12100-061	COVER, frame LH	1	-	-	-	-	
10-4	47211-12100-078	COVER, frame LH	1	-	-	-	-	
10-5	47211-12100-079	COVER, frame LH	1	-	-	-	-	

FIG.24 FRAME - FRAME COVER

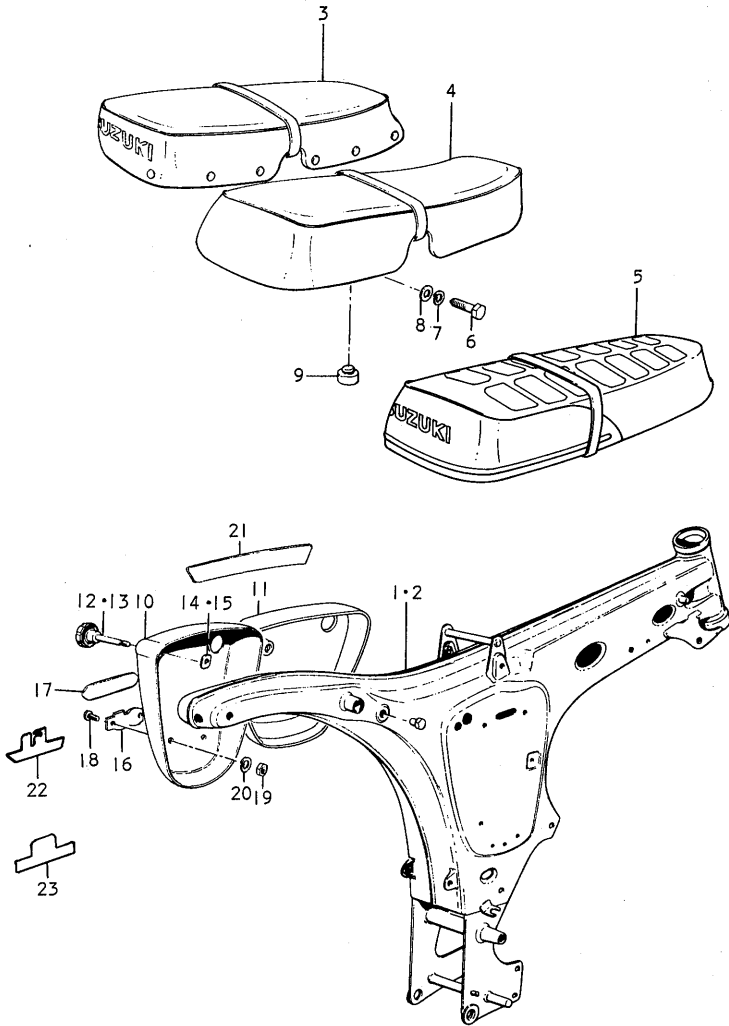


FIG.24 FRAME - FRAME COVER

Ref.No.	Part No.	Description	Q'ty					Remarks
			I	2	L	M	B	
11-1	47211-21001-019	COVER, frame LH	-	-	-	1	-	
11-2	47211-21001-138	COVER, frame LH	-	1	1	-	-	
11-3	47211-21001-186	COVER, frame LH	-	1	1	-	-	
11-4	47211-21001-797	COVER, frame LH	-	-	1	1	-	
11-5	47211-21001-798	COVER, frame LH	-	-	1	-	-	
11-6	47211-21001-00R	COVER, frame LH	-	-	-	1	-	
11-7	47211-21001-00U	COVER, frame LH	-	-	-	1	1	
11-8	47211-21001-05H	COVER, frame LH	-	-	-	-	1	
11-9	47211-21001-019	COVER, frame LH	-	-	-	-	1	
12	47130-01001	KNOB, frame cover	1	1	1	1	-	to 47130-01002 Used with 08312-31068
13	47130-01002	KNOB, frame cover	-	-	-	-	1	
14	09152-06002	NUT	1	1	1	1	-	
15	08310-21068	STOP, knob	-	-	-	-	1	
16	68132-05600	EMBLEM, 50	1	-	-	-	-	
17	68141-12600	EMBLEM, SUZUKI	1	-	-	-	-	
18	02111-03087	SCREW	2	-	-	-	-	
19	08311-11038	NUT	2	-	-	-	-	
20	08321-21038	LOCK WASHER	2	-	-	-	-	
21	68141-22200	EMBLEM	-	1	1	-	-	
22	68141-22610	EMBLEM	-	-	-	1	-	
23	68131-46100	EMBLEM	-	-	-	-	1	

FIG.25 CENTER STAND

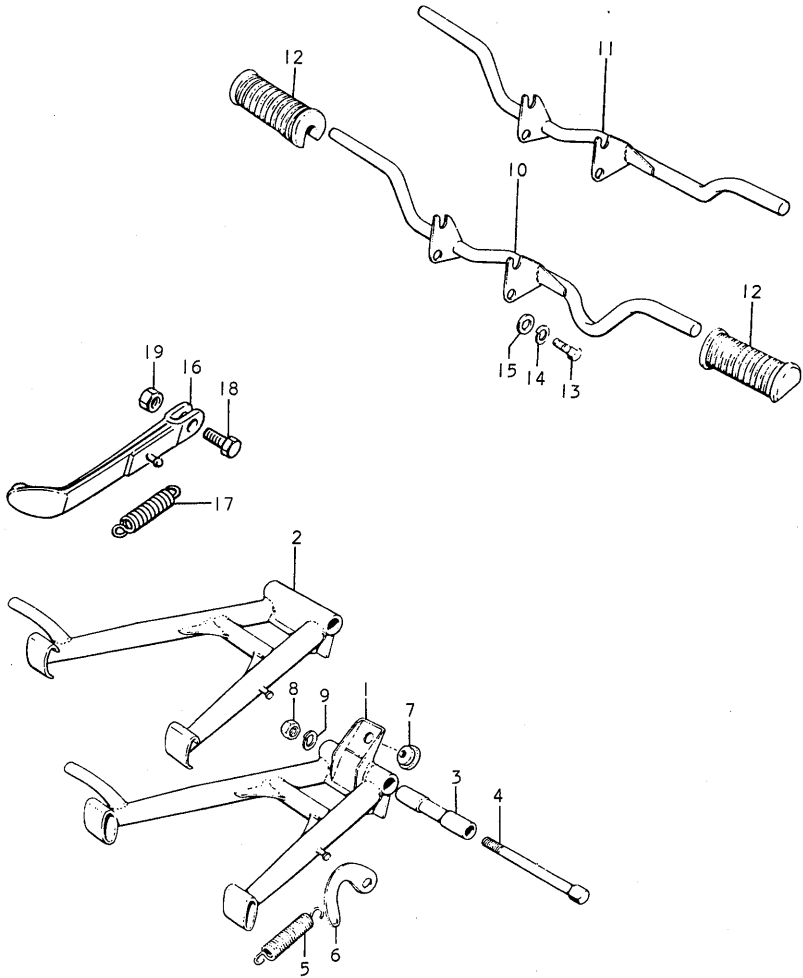


FIG.25 CENTER STAND

Ref.No.	Part No.	Description	Q'ty					Remarks
			I	2	L	M	B	
1	42100-12700	STAND, center	1	-	-	-	-	
2	42100-22200	STAND, center	-	1	1	1	1	
3	42211-03001	SPACER	1	1	1	1	1	
4	09100-10018	BOLT	1	1	1	1	1	10x107
5	09443-16002	SPRING	1	1	1	1	1	
6	42251-03002	HOOK, spring	1	1	1	1	1	
7	09321-10001	CUSHION	1	1	1	1	1	
8	08310-11108	NUT	1	1	1	1	1	
9	08321-21108	LOCK WASHER	1	1	1	1	1	
10-1	43510-05200	BAR, front footrest	1	-	-	-	-	
10-2	43510-22300	BAR, front footrest	-	1	1	-	-	
11	43510-22000	BAR, front footrest	-	-	-	1	1	
12	43551-03000	RUBBER	2	2	2	2	2	
13	01101-08168	BOLT	2	2	2	2	2	
14	08321-21088	LOCK WASHER	2	2	2	2	2	
15	08322-21088	WASHER	-	2	2	2	2	
16	42310-35700	STAND, prop	-	1	1	1	1	
17	09443-14005	SPRING	-	1	1	1	1	
18	09100-10007	BOLT	-	1	1	1	1	10x27
19	08312-32108	NUT	-	1	1	1	-	

FIG. 26 REAR BRAKE

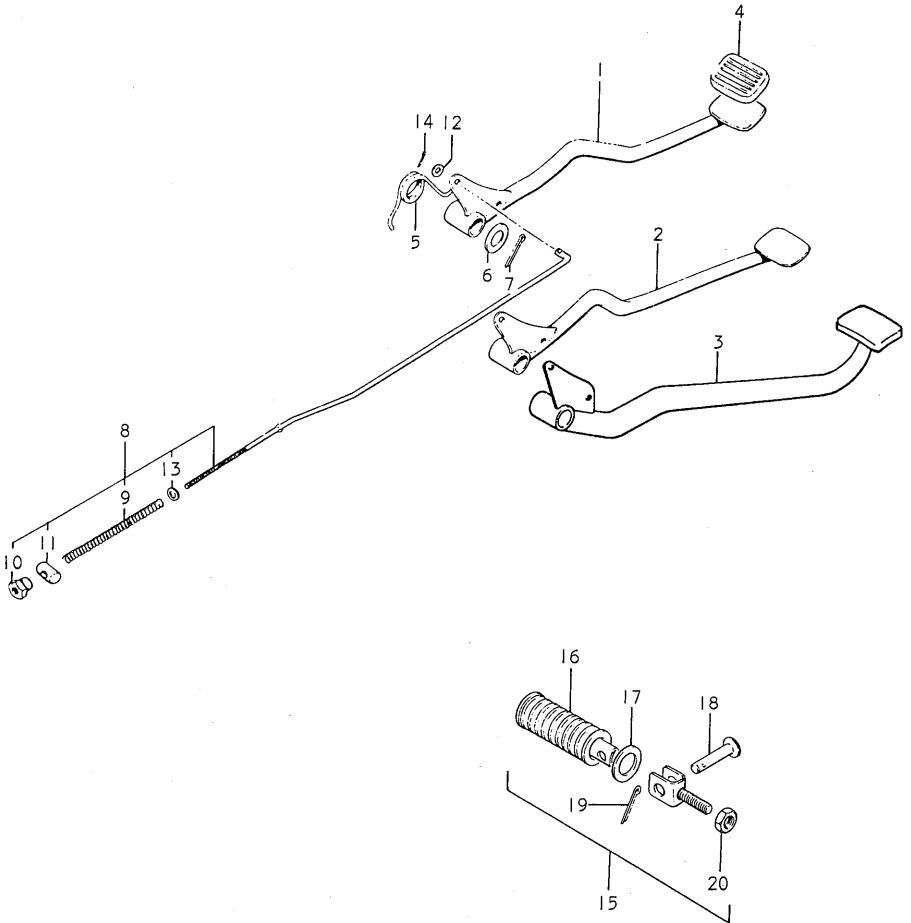




FIG.26 REAR BRAKE

Ref.No.	Part No.	Description	Q'ty					Remarks
			I	2	L	M	B	
1	43110-05200	PEDAL, brake	1	-	-	-	-	
2	43110-22300	PEDAL, brake	-	1	1	-	-	
3	43110-22001	PEDAL, brake	-	-	-	1	1	
4	43151-01000	RUBBER	1	1	1	-	-	
5-1	09448-31003	SPRING	1	-	-	-	-	
5-2	09448-31010	SPRING	-	1	1	1	1	
6	09160-15002	WASHER	1	1	1	1	1	15.5x26x2.3
7	04111-30308	COTTER PIN	1	1	1	1	1	
8-1	43300-01003	BRAKE ROD ASSY	1	-	-	-	-	
8-2	43300-20000	BRAKE ROD ASSY	-	1	-	-	-	
8-3	43300-25000	BRAKE ROD ASSY	-	-	1	1	1	
9	09440-09004	*SPRING	1	1	1	1	1	
10-1	09150-05101	*NUT	1	-	-	-	-	
10-2	09150-06001	*NUT	-	1	1	1	1	
11-1	09209-10001	*PIN	1	-	-	-	-	
11-2	09209-11002	*PIN	-	1	1	1	1	
12	08322-21058	*WASHER	1	1	1	1	1	
13	08322-21068	*WASHER	1	1	1	1	1	
14	04111-20208	*COTTER PIN	1	1	1	1	1	
15	43600-03001	FOOTREST ASSY, pillion	-	2	2	2	2	
16	43612-03001	*RUBBER	-	2	2	2	2	
17	09160-19006	*WASHER	-	2	2	2	2	
18	09200-06010	*PIN	-	2	2	2	2	
19	04111-20208	*COTTER PIN	-	2	2	2	2	
20	08312-31108	*NUT	-	2	2	2	2	

FIG.27 FUEL TANK (A50,2,L)

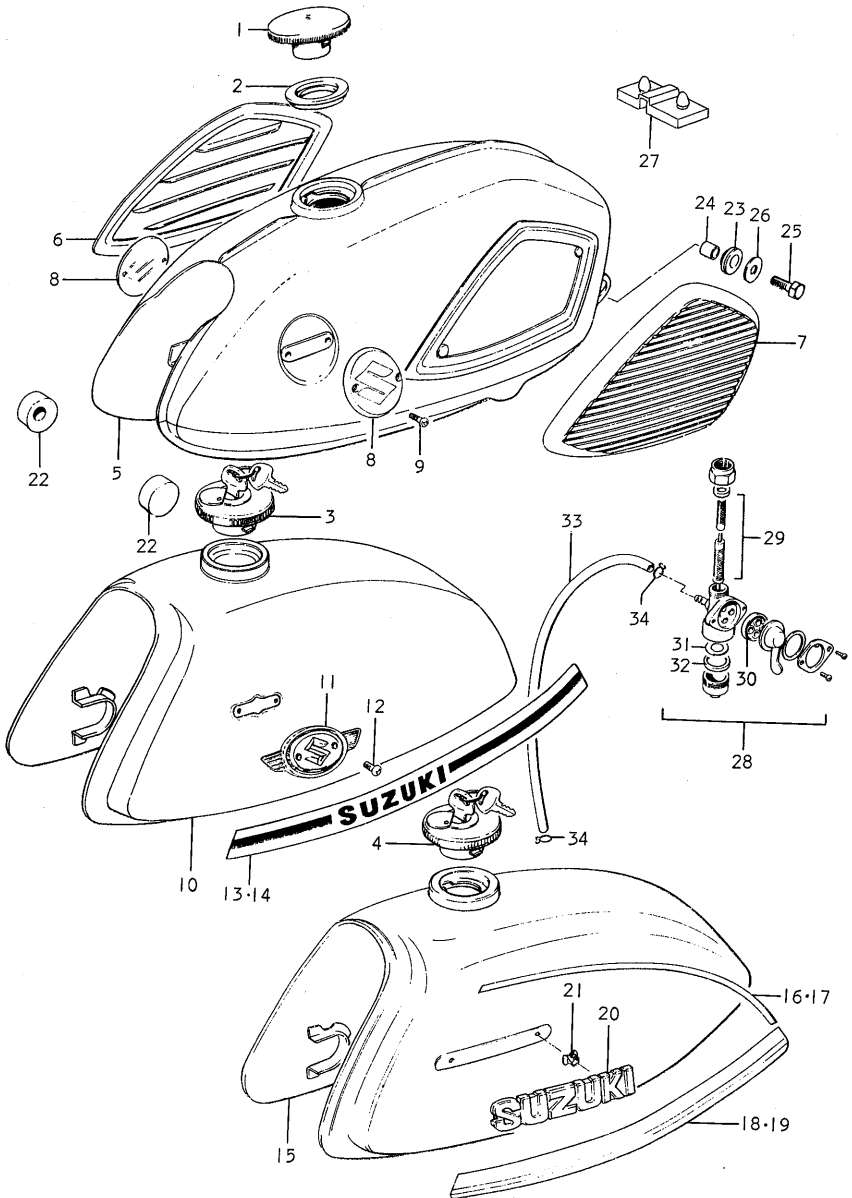


FIG.27 FUEL TANK (A50,2,L)

Ref.No.	Part No.	Description	Q'ty			Remarks
			1	2	L	
1	44210-12000	CAP, fuel tank	1	-	-	to 44210-23300 used with 85413-70000
2	44248-12000	GASKET, tank cap	1	-	-	
3	44200-22601	CAP, fuel tank	-	1	-	to 44200-36600
4	44200-36600	CAP, fuel tank	-	-	1	
5-1	44110-05100-673	TANK, fuel	1	-	-	
5-2	44110-05100-674	TANK, fuel	1	-	-	
5-3	44110-05100-676	TANK, fuel	1	-	-	
5-4	44110-05100-678	TANK, fuel	1	-	-	
5-5	44110-05100-681	TANK, fuel	1	-	-	
6	44251-05100	KNEE GRIP, RH	1	-	-	
7	44252-05100	KNEE GRIP, LH	1	-	-	
8	68111-11001	EMBLEM, tank	2	-	-	
9	09125-03106	SCREW	4	-	-	to 09125-03104
10-1	44110-22200-613	TANK, fuel	-	1	-	to 44110-22300-186 to 44110-22300-138 used with 68111-33001 (2pcs.) 09148-04005 (4pcs.)
10-2	44110-22200-614	TANK, fuel	-	1	-	
11	68111-22200	EMBLEM, tank	-	2	-	
12	09125-04108	SCREW	-	4	-	
13	68115-22200	TAPE, fuel tank striping RH	-	1	-	to 68111-22880
14	68125-22200	TAPE, fuel tank striping LH	-	1	-	

FIG.27 FUEL TANK (A50,2,L)

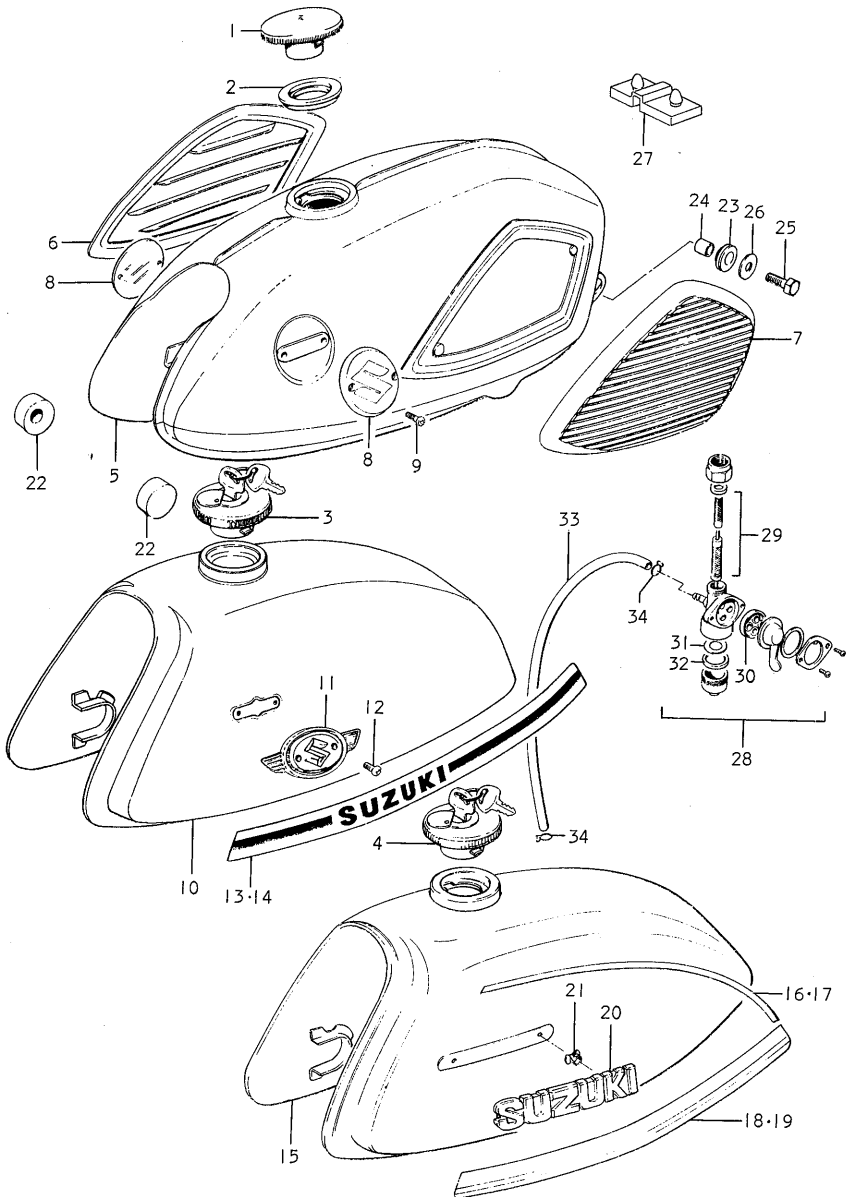


FIG.27 FUEL TANK (A50,2,L)

Ref.No.	Part No.	Description	Q'ty			Remarks
			1	2	L	
15-1	44110-22300-138	TANK, fuel	-	-	1	to 44110-22461-138 to 44110-22461-186 to 44110-22461-797 to 44110-22461-798 used with 68111-34000 (2pcs.) 09127-03002 (4pcs.) 44210-23300 (1pc.) and 85413-70000 (1pc.).
15-2	44110-22300-186	TANK, fuel	-	-	1	
15-3	44110-22300-797	TANK, fuel	-	-	1	
15-4	44110-22300-798	TANK, fuel	-	-	1	
16	68116-22620-064	TAPE, striping upper RH	-	-	1	to 68100-22840
17	68126-22620-064	TAPE, striping upper LH	-	-	1	
18	68115-22620-002	TAPE, striping RH	-	-	1	
19	68125-22620-002	TAPE, striping LH	-	-	1	
20	68111-33001	EMBLEM, fuel tank	-	-	2	
21	09148-04005	NUT	-	-	4	
22	09329-10005	CUSHION, front	2	2	2	
23	09320-09002	CUSHION, rear	2	2	2	
24	09180-06002	SPACER	2	2	2	6.8x10x7
25	01112-06168	BOLT	2	2	2	
26	09160-06004	WASHER	2	2	2	6.5x24x1.6
27	09321-05006	CUSHION	-	2	2	

FIG.27 FUEL TANK (A50,2,L)

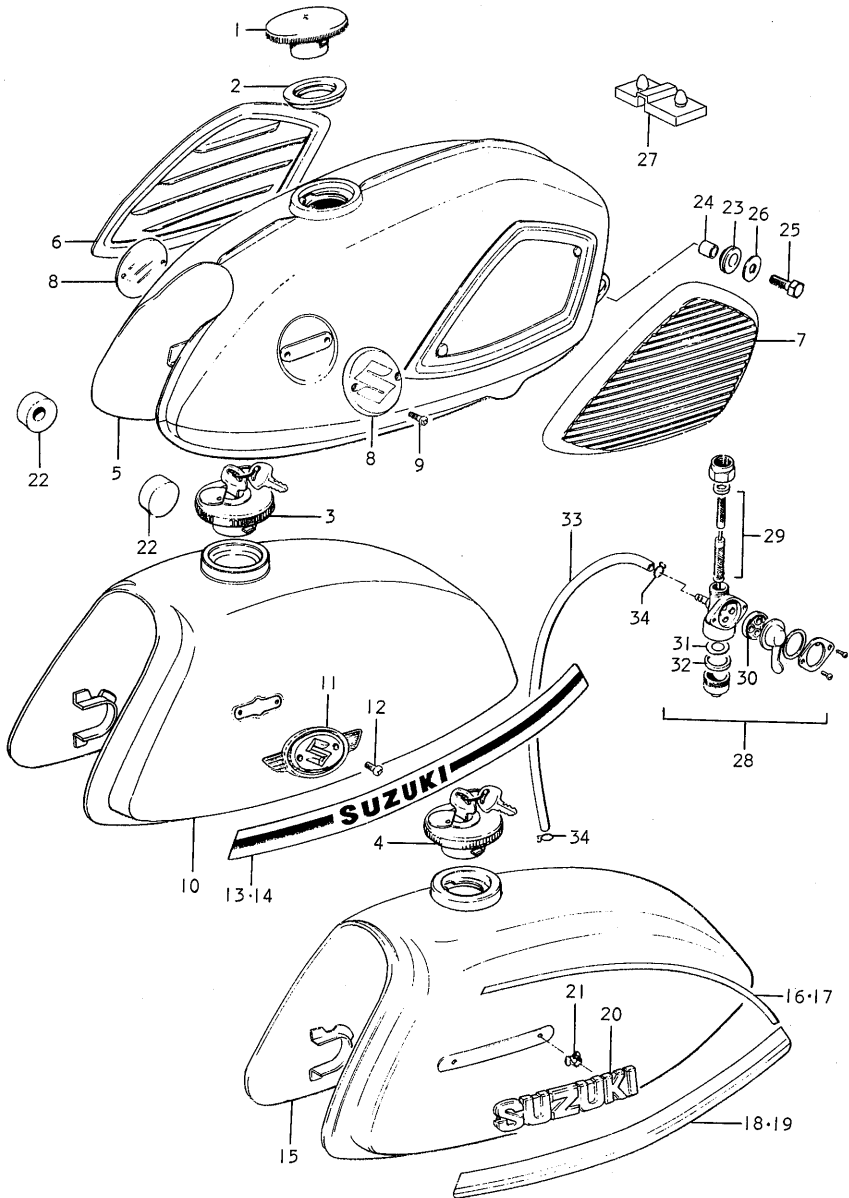


FIG.27 FUEL TANK (A50,2,L)

Ref.No.	Part No.	Description	Q'ty			Remarks
			1	2	L	
28-1	44300-05110	COCK ASSY, fuel	1	1	-	to 44300-05111
28-2	44300-05111	COCK ASSY, fuel	-	-	1	
29	44300-01882	•FILTER SET, fuel	1	1	1	
30	44341-05110	•GASKET, fuel cock lever	1	1	1	E.No.A50-35906v
31	44344-05110	•NET, strainer	1	1	1	
32	44346-05110	•GASKET, strainer cup	1	1	1	
33-1	09343-05021	HOSE, fuel	1	-	-	5x8.2x390
33-2	09343-05016	HOSE, fuel	-	1	1	┌ 5x8.2x350 └ to 09343-05021
34	09401-08401	CLIP, fuel hose	2	2	2	

FIG.28 FUEL TANK (A50M,B)

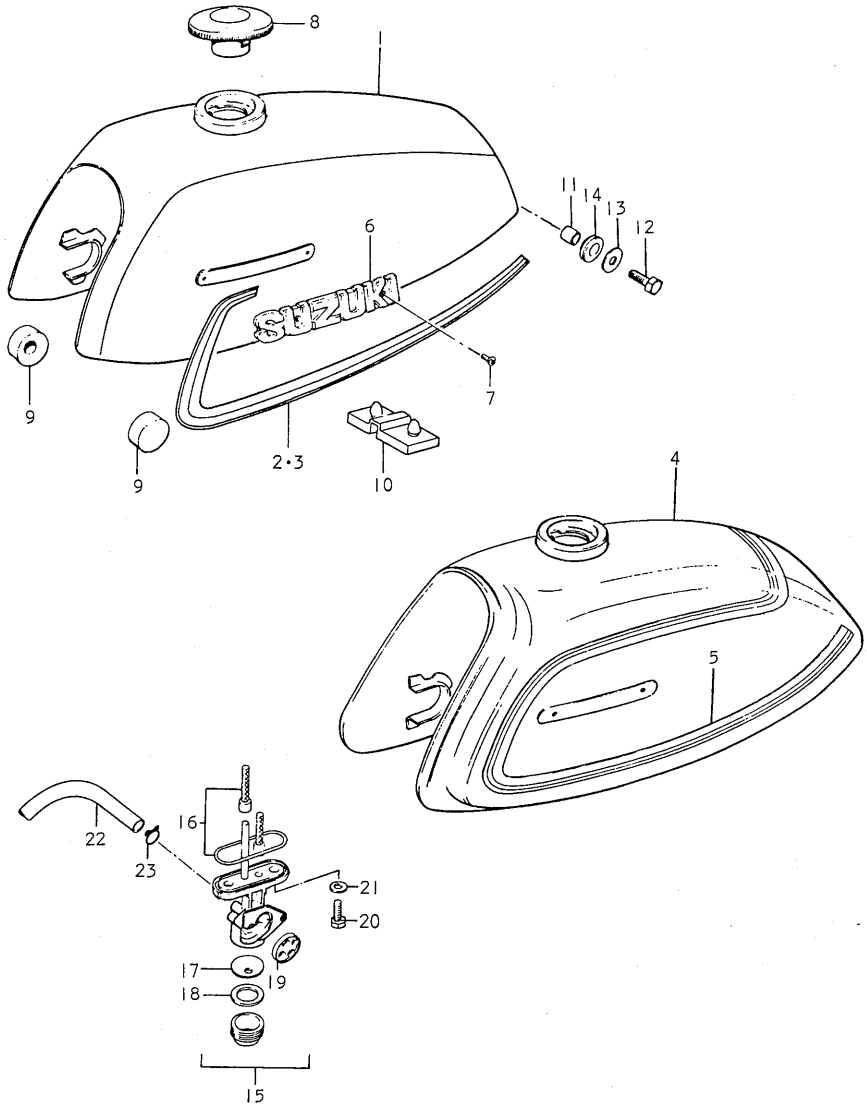




FIG.28 FUEL TANK (A50M,B)

Ref.No.	Part No.	Description	Q'ty M B	Remarks
1-1	44110-22650-019	TANK, fuel	1 -	to 44110-22660-019
1-2	44110-22650-797	TANK, fuel	1 -	to 44110-22660-797
1-3	44110-22650-00R	TANK, fuel	1 -	to 44110-22660-00R
1-4	44110-22661-00U	TANK, fuel	1 -	
2	68115-22630-538	.TAPE, striping RH	1 -	
3	68125-22630-538	.TAPE, striping LH	1 -	
4-1	44110-22680-00U	TANK, fuel	- 1	
4-2	44110-22680-05H	TANK, fuel	- 1	
4-3	44110-22680-019	TANK, fuel	- 1	
5-1	68101-22820-61R	TAPE SET, striping	- 1	
5-2	68101-22820-61P	TAPE SET, striping	- 1	
5-3	68101-22820-61U	TAPE SET, striping	- 1	
6	68111-34000	EMBLEM	2 2	
7	09127-03002	SCREW	4 4	
8-1	44200-36600	CAP, fuel tank	1 -	to 44200-36601
8-2	44200-36701	CAP, fuel tank	- 1	
9	09329-10005	CUSHION, front	2 2	
10	09320-09002	CUSHION, rear	2 2	
11	09180-06002	SPACER	2 2	6.8x10x7
12	01101-06168	BOLT	2 2	
13	09160-06004	WASHER	2 2	6.5x24x1.6
14	09321-05006	CUSHION	2 2	

FIG.28 FUEL TANK (A50M,B)

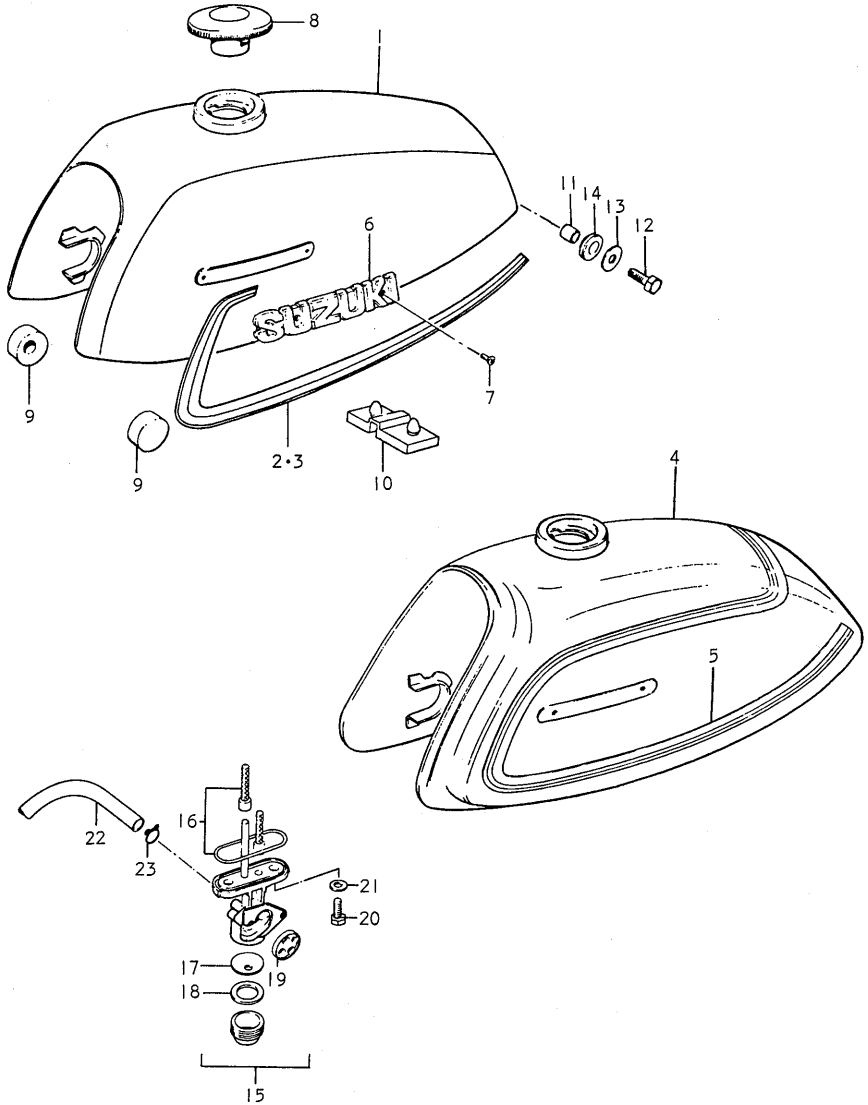


FIG.28 FUEL TANK (A50M,B)

Ref.No.	Part No.	Description	Q'ty		Remarks
			M	B	
15	44300-22571	COCK ASSY, fuel	1	1	
16	44300-28818	*FILTER SET	1	1	
17	44344-28070	*CLEANER	1	1	
18	44346-28070	*GASKET, cup	1	1	
19	44341-28070	*GASKET, lever	1	1	
20	09128-06006	BOLT	2	2	
21	09168-06010	GASKET	2	2	
22	09343-05021	HOSE, fuel	1	1	5x8.2x390
23	09401-08401	CLIP, fuel hose	2	2	

FIG.29 OIL TANK

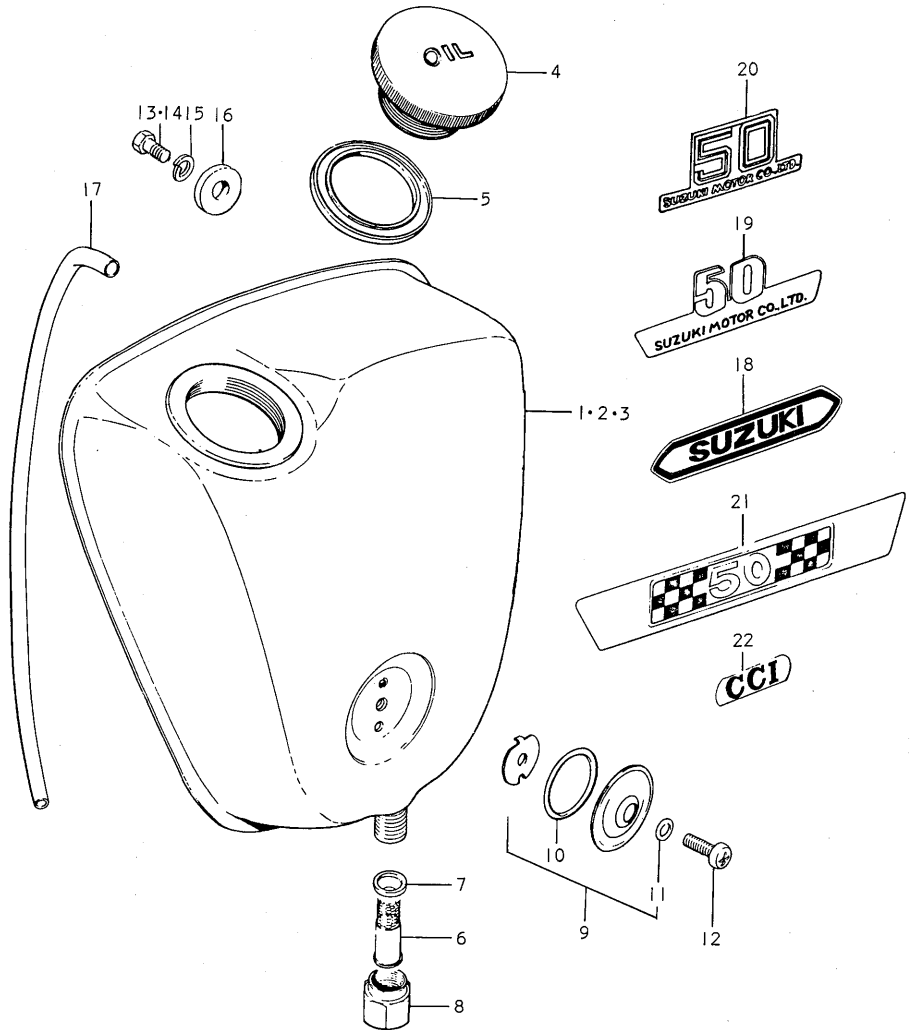


FIG.29 OIL TANK

Ref.No.	Part No.	Description	Q'ty					Remarks
			I	2	L	M	B	
1-1	44610-05100-002	OIL TANK	1	-	-	-	-	
1-2	44610-05100-019	OIL TANK	1	-	-	-	-	
1-3	44610-05100-061	OIL TANK	1	-	-	-	-	
1-4	44610-05100-078	OIL TANK	1	-	-	-	-	
1-5	44610-05100-079	OIL TANK	1	-	-	-	-	
2-1	44610-21000-019	OIL TANK	-	-	-	1	-	
2-2	44610-21000-138	OIL TANK	-	1	1	-	-	
2-3	44610-21000-186	OIL TANK	-	1	1	-	-	
2-4	44610-21000-797	OIL TANK	-	-	1	1	-	
2-5	44610-21000-798	OIL TANK	-	-	1	-	-	
2-6	44610-21000-00R	OIL TANK	-	-	-	1	-	
3-1	44610-21000-00U	OIL TANK	-	-	-	1	1	
3-2	44610-21000-05H	OIL TANK	-	-	-	-	1	
3-3	44610-21000-019	OIL TANK	-	-	-	-	1	
4	44651-11040	CAP, oil tank	1	1	1	1	1	
5	44661-11000	GASKET	1	1	1	1	1	35x46x3.5
6	44720-11030	NET, oil tank outlet strainer	1	1	1	1	1	
7	44733-11030	GASKET	1	1	1	1	1	8.2x13.5x2.5
8	09361-14001	NUT, joint	1	1	1	1	1	
9	44640-11843	LENS SET, oil inspection	1	1	1	1	1	
10	09280-23001	·O RING	1	1	1	1	1	
11	09168-05001	·GASKET	1	1	1	1	1	5x9.5x1.0
12	02112-05168	SCREW	1	1	1	1	1	

FIG.29 OIL TANK

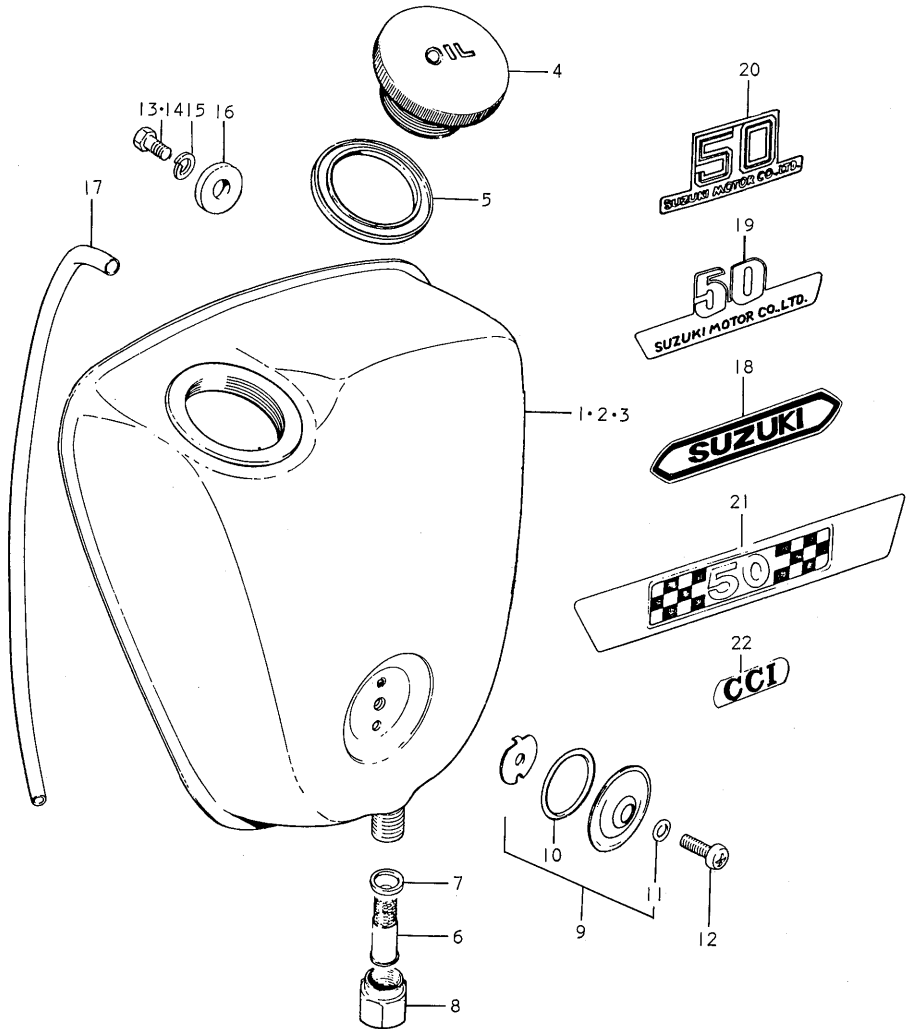


FIG.29 OIL TANK

Ref.No.	Part No.	Description	Q'ty					Remarks
			I	2	L	M	B	
13	01112-06128	BOLT	3	-	-	-	-	
14	01112-06108	BOLT	-	3	3	3	3	
15	08321-21068	LOCK WASHER	3	3	3	3	3	
16	09161-08002	WASHER	3	-	-	-	-	8x22x3
17-1	09344-05005	HOSE, breather	1	1	1	-	-	
17-2	09344-05001	HOSE, breather	-	-	-	1	1	
18	68141-12600	EMBLEM	1	-	-	-	-	
19	68141-22610	EMBLEM	-	-	-	1	-	
20	68131-46100	EMBLEM	-	-	-	-	1	
21	68171-22600	EMBLEM	1	1	1	-	-	
22	68171-26000	EMBLEM, CCI	-	1	1	1	1	

FIG.30 FRONT FORK (A50)

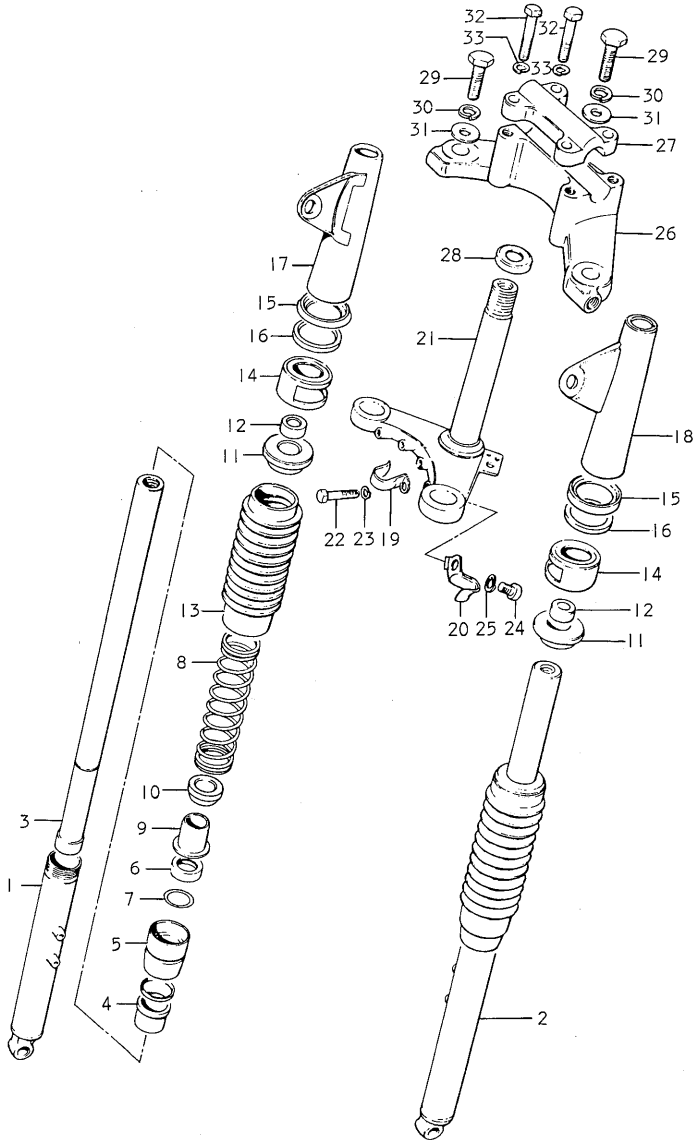




FIG.30 FRONT FORK (A50)

Ref.No.	Part No.	Description	Q'ty	Remarks
	51100-12611-673	FORK ASSY, front	1	~E.No.A50-42898 For 19φ Handlebar to 51100-12611-126
	51100-12611-674	FORK ASSY, front	1	
	51100-12611-676	FORK ASSY, front	1	
	51100-12611-678	FORK ASSY, front	1	
	51100-12611-681	FORK ASSY, front	1	
	51100-05600-673	FORK ASSY, front	1	For 22.2φ Handlebar to 51100-05600-126
	51100-05600-674	FORK ASSY, front	1	
	51100-05600-676	FORK ASSY, front	1	
	51100-05600-678	FORK ASSY, front	1	
	51100-05600-681	FORK ASSY, front	1	
1	51130-05110-126	*OUTER TUBE, RH	1	
2	51140-05110-126	*OUTER TUBE, LH	1	
3	51110-05010	*INNER TUBE	2	
4	51152-03011	*GUIDE, inner tube	2	
5	51150-12010	*NUT, outer tube	2	
6	51153-03011	*OIL SEAL	2	25.2x39x10.5
7	51154-12011	*O RING	2	
8	51171-03620	*SPRING, fork	2	
9	51173-01210	*DUST SEAL	2	
10	51573-03110	*GUIDE, spring lower	2	
11	51172-01212	*GUIDE, spring upper	2	
12	51181-03010	*DAMPER, inner tube shock	2	10x20x9
13	51571-03110	*BOOT, spring cover	2	
14	51552-03110	*BAND, stem	2	
15	51551-01211	*SEAT, bracket	2	
16	51553-01211	*CUSHION, bracket	2	

FIG.30 FRONT FORK (A50)

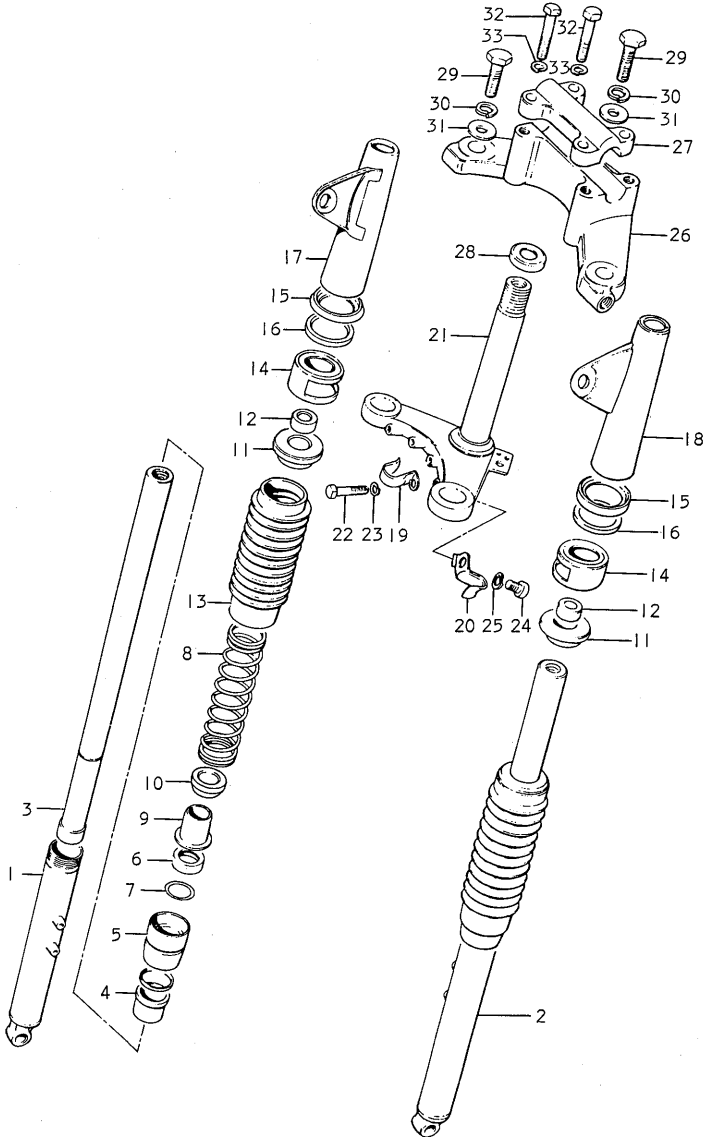


FIG.30 FRONT FORK (A50)

Ref.No.	Part No.	Description	Q'ty	Remarks
17-1	51530-12210-002	*BRACKET, head lamp RH	1	
17-2	51530-12210-019	*BRACKET, head lamp RH	1	
17-3	51530-12210-061	*BRACKET, head lamp RH	1	
17-4	51530-12210-078	*BRACKET, head lamp RH	1	
17-5	51530-12210-079	*BRACKET, head lamp RH	1	
18-1	51540-12210-002	*BRACKET, head lamp LH	1	
18-2	51540-12210-019	*BRACKET, head lamp LH	1	
18-3	51540-12210-061	*BRACKET, head lamp LH	1	
18-4	51540-12210-078	*BRACKET, head lamp LH	1	
18-5	51540-12210-079	*BRACKET, head lamp LH	1	
19	51452-08010	*CLIP, speedometer cable	1	
20	51453-03010	*CLIP, brake cable	1	
21	51410-12600	*STEM, steering	1	
22	51451-03010	*BOLT	2	
23	08321-21108	*LOCK WASHER	2	
24	02112-06108	*SCREW	1	
25	08321-21068	*LOCK WASHER	1	
26-1	51311-12010	*HEAD, stem	1	└ E.No.A50-42898 For 19φ Handlebar
26-2	51311-12650	*HEAD, stem	1	
27-1	56211-03010	*HOLDER, handle	1	└ E.No.A50-42898 For 19φ Handlebar
27-2	56211-11010	*HOLDER, handle	1	
28	51361-03110	*COVER, stem	1	
29	51351-07012	*BOLT	3	
30	08321-21108	*LOCK WASHER	3	
31	51356-22011	*WASHER	3	
32	01211-06257	*BOLT	4	
33	08321-21068	*LOCK WASHER	4	

FIG. 31 FRONT FORK (A50-2,L)

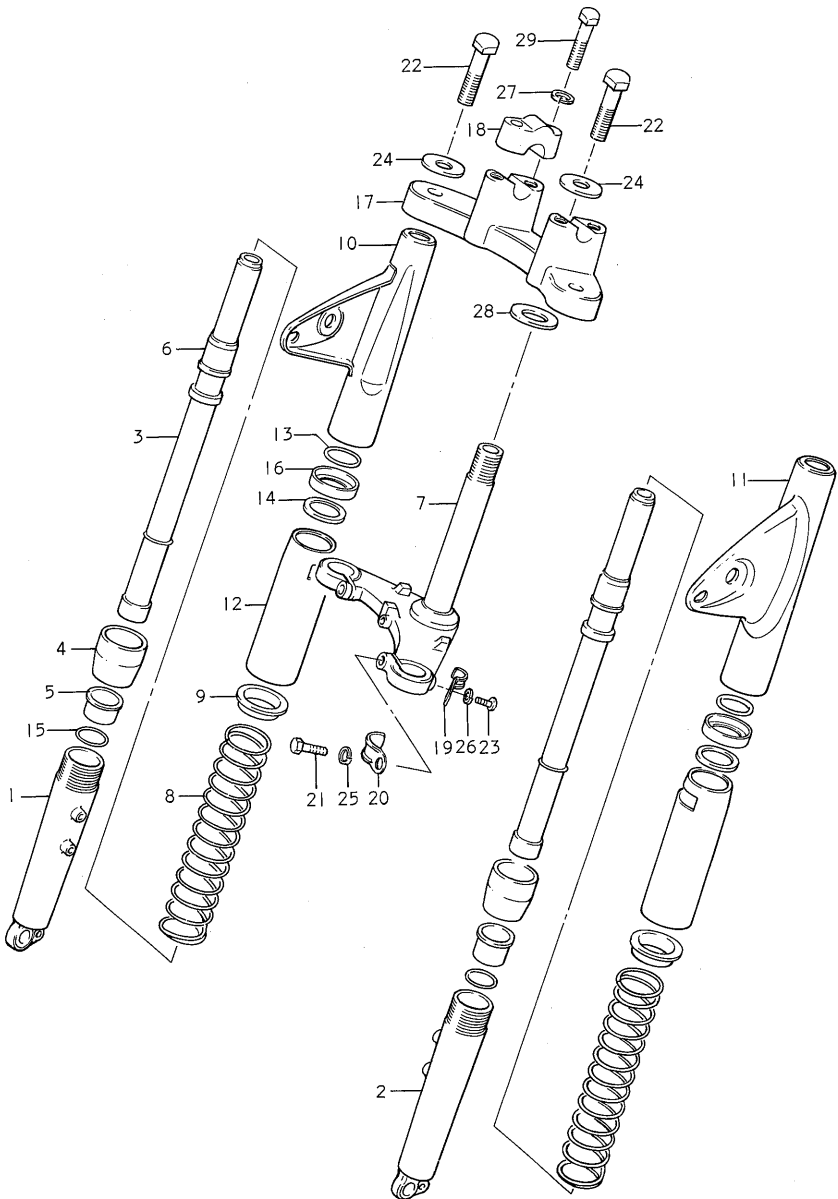


FIG.31 FRONT FORK (A50-2,L)

Ref.No.	Part No.	Description	Q'ty		Remarks
			2	L	
	51100-22310-609	FORK ASSY, front	1	-	to 51100-22311-609
	51100-22310-611	FORK ASSY, front	1	-	to 51100-22311-611
	51100-22311-609	FORK ASSY, front	-	1	
	51100-22311-611	FORK ASSY, front	-	1	
	51100-22311-986	FORK ASSY, front	-	1	
	51100-22311-987	FORK ASSY, front	-	1	
1	51130-21010-126	·OUTER TUBE, RH	1	1	
2	51140-21010-126	·OUTER TUBE, LH	1	1	
3	51110-23010	·INNER TUBE	2	2	
4	51150-03011	·OUTER TUBE NUT	2	2	
5	51152-03011	·GUIDE, inner tube	2	2	
6	51173-01210	·DUST SEAL	2	2	
7	51410-22010	·STEM, steering	1	1	to 51410-22011
8	51171-20010	·SPRING	2	2	
9	51172-01212	·GUIDE, spring	2	2	
10-1	51530-22310-138	·BRACKET, headlamp RH	1	1	to 51310-22311-138
10-2	51530-22310-186	·BRACKET, headlamp RH	1	1	to 51530-22311-186
10-3	51530-22310-797	·BRACKET, headlamp RH	-	1	to 51530-22311-797
10-4	51530-22310-798	·BRACKET, headlamp RH	-	1	to 51530-22311-798
11-1	51540-22310-138	·BRACKET, headlamp LH	1	1	to 51540-22311-138
11-2	51540-22310-186	·BRACKET, headlamp LH	1	1	to 51540-22311-186
11-3	51540-22310-797	·BRACKET, headlamp LH	-	1	to 51540-22311-797
11-4	51540-22310-798	·BRACKET, headlamp LH	-	1	to 51410-22311-798
12-1	51511-03012-138	·COVER, spring	2	2	
12-2	51511-03012-186	·COVER, spring	2	2	
12-3	51511-03012-797	·COVER, spring	-	2	
12-4	51511-03012-798	·COVER, spring	-	2	

FIG.31 FRONT FORK (A50-2,L)

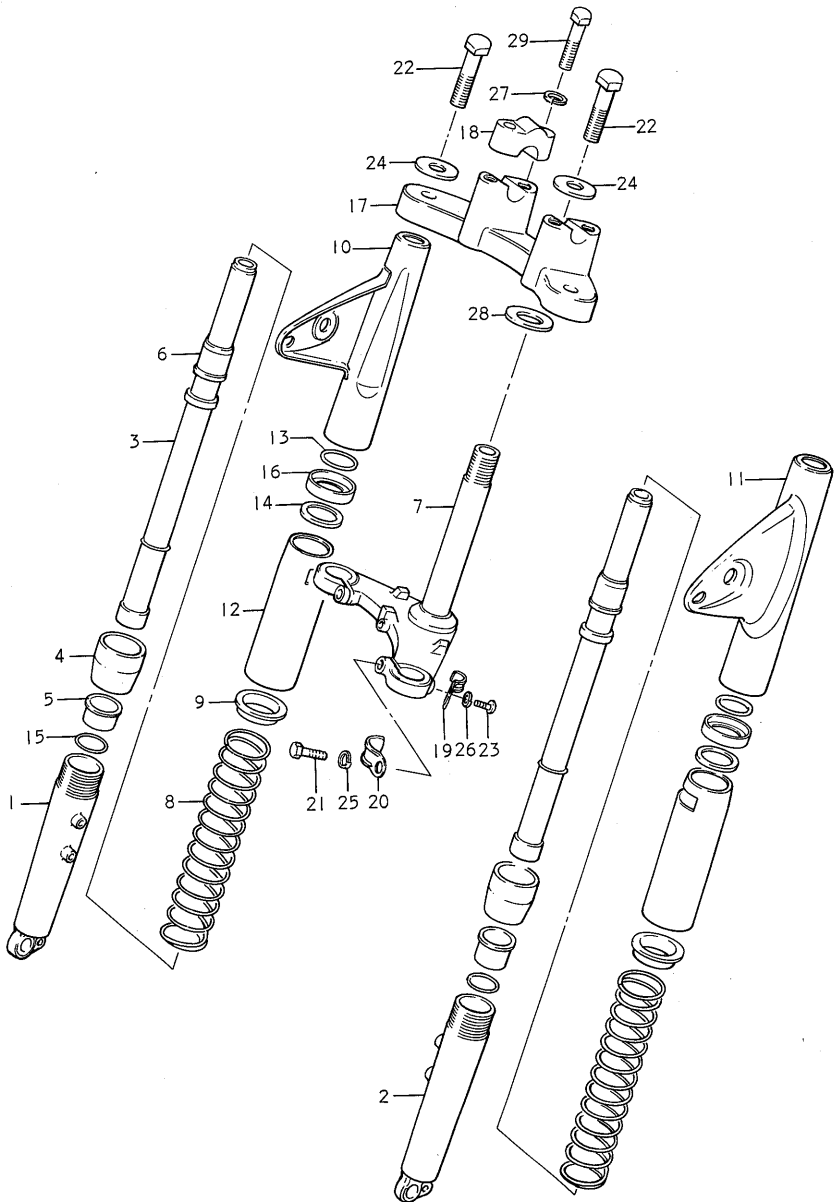


FIG.31 FRONT FORK (A50-2,L)

Ref.No.	Part No.	Description	Q'ty		Remarks
			2	L	
13	51181-22010	·O RING, inner tube	2	2	to 51181-22011
14	51553-01211	·CUSHION, headlamp bracket	2	2	
15	51154-12011	·O RING, outer tube nut	2	2	
16	51551-21010	·GUIDE, bracket	2	2	
17	51311-22010	·HEAD, steering stem	1	1	
18-1	56211-22011	·HOLDER, handlebar	2	2	
18-2	56211-27110	·HOLDER, handlebar	2	2	
19	51453-03010	·CLIP, brake cable	1	1	
20	51452-08010	·CLIP, cable	1	1	
21	51451-03010	·BOLT, inner tube	2	2	
22	51351-20010	·BOLT, stem head	3	3	
23	02112-06108	·SCREW, clip	1	1	
24-1	51356-22011	·WASHER, stem head	3	3	
24-2	51356-22012	·WASHER, stem head	3	3	
25	08321-21108	·LOCK WASHER	2	2	
26	08321-21068	·LOCK WASHER	1	1	
27	08321-21088	·LOCK WASHER	4	4	
28	51357-22010	·WASHER, stem head	1	1	
29-1	01221-08307	·BOLT	4	4	
29-2	01221-08357	·BOLT	4	4	

FIG.32 FRONT FORK (A50M)

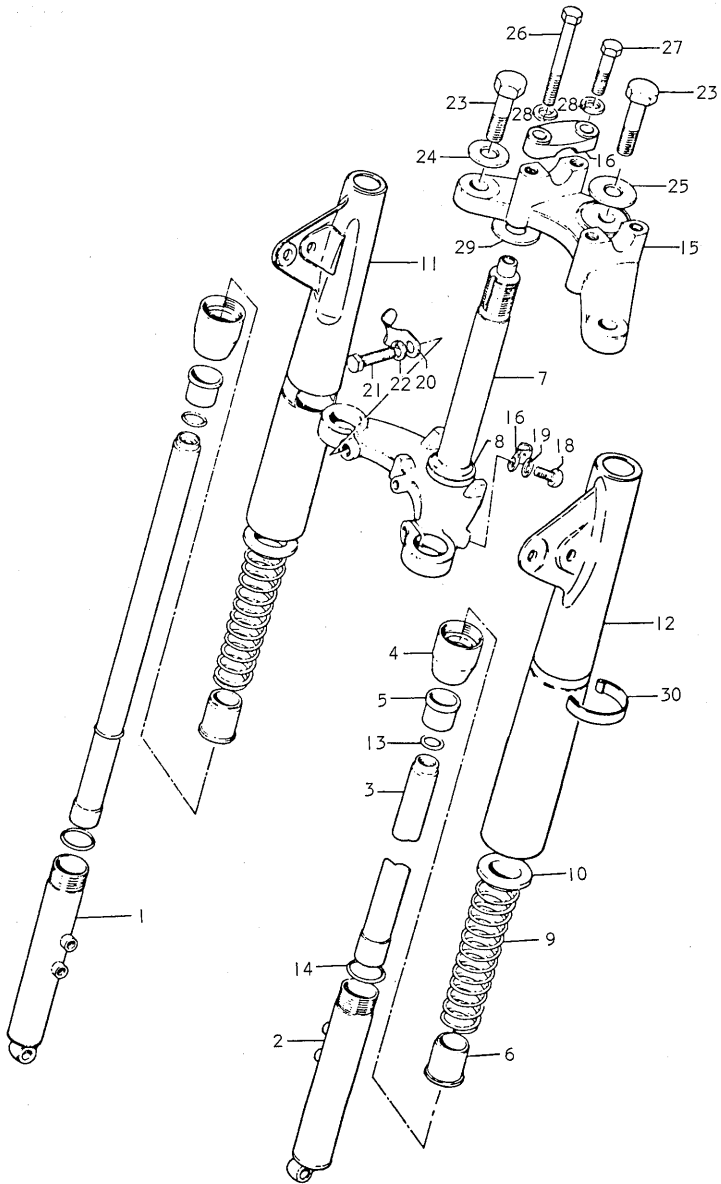




FIG.32 FRONT FORK (A50M)

Ref.No.	Part No.	Description	Q'ty M	Remarks
	51100-23312-019	FORK ASSY, front	1	
	51100-23312-797	FORK ASSY, front	1	
	51100-23312-00R	FORK ASSY, front	1	
	51100-23312-00U	FORK ASSY, front	1	
1	51130-22210	*OUTER TUBE, RH	1	
2	51140-22210	*OUTER TUBE, LH	1	
3	51110-23010	*INNER TUBE	2	
4	51150-03011	*OUTER TUBE NUT	2	
5	51152-03011	*SLIDING METAL	2	
6	51173-01210	*SPRING GUIDE, lower	2	
7	51410-22010	*STEM, steering	1	to 51410-22011
8	51622-20001	*RACE, outer	1	
9	51171-24900	*SPRING	2	
10	51172-23010	*SPRING GUIDE, upper	2	
11-1	51530-23311-019	*HEAD LAMP BRACKET, RH	1	
11-2	51530-23311-797	*HEAD LAMP BRACKET, RH	1	
11-3	51530-23311-00R	*HEAD LAMP BRACKET, RH	1	
11-4	51530-23311-00U	*HEAD LAMP BRACKET, RH	1	
12-1	51540-23311-019	*HEAD LAMP BRACKET, LH	1	
12-2	51540-23311-797	*HEAD LAMP BRACKET, LH	1	
12-3	51540-23311-00R	*HEAD LAMP BRACKET, LH	1	
12-4	51540-23311-00U	*HEAD LAMP BRACKET, LH	1	
13	51181-22010	*O RING	2	to 51181-22011
14	51154-12011	*O RING	2	
15	51311-22210	*STEM HEAD, steering	1	
16	56211-27110	*HOLDER, handle	2	

FIG. 32 FRONT FORK (A50M)

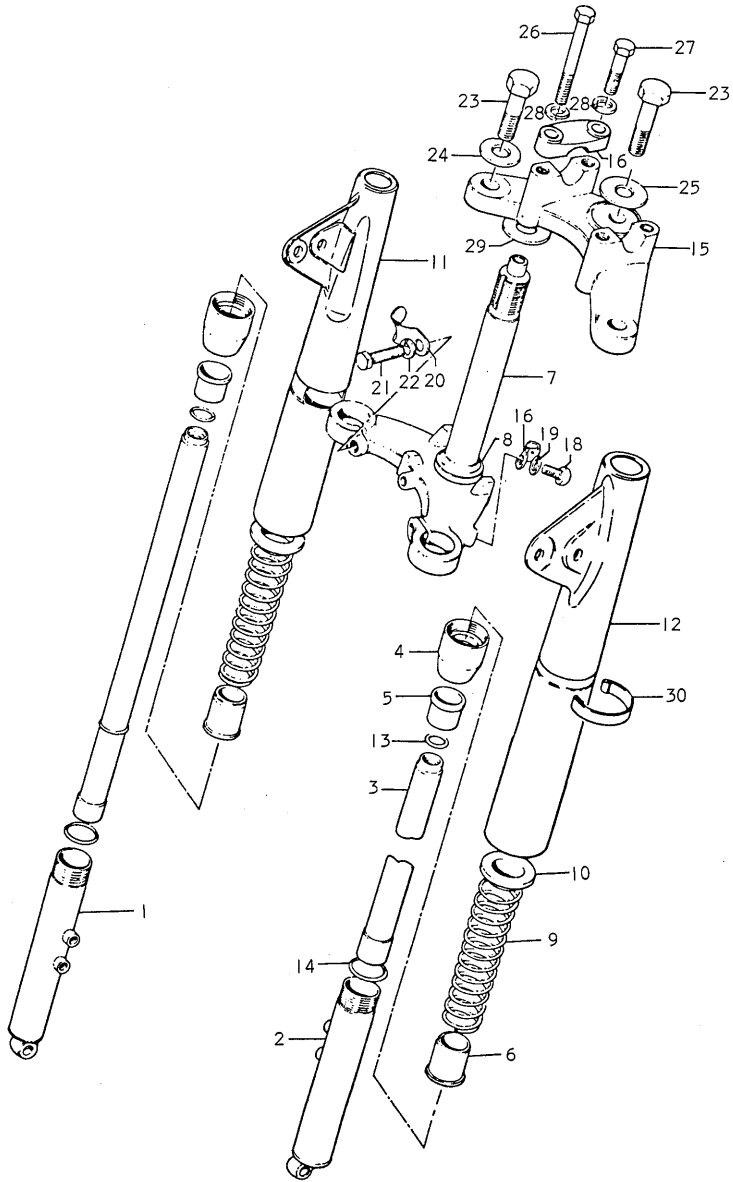


FIG.32 FRONT FORK (A50M)

Ref.No.	Part No.	Description	Q'ty M	Remarks
17	51453-03010	•CLIP, stem rear	1	
18	02112-06108	•SCREW	1	
19	08321-21068	•LOCK WASHER	1	
20	51452-08010	•CLIP, stem front	1	
21	51451-03010	•BOLT	2	
22	08321-21108	•LOCK WASHER	2	
23	51351-20010	•BOLT, stem head	3	
24	51356-22011	•WASHER	2	
25	51356-22012	•WASHER	1	
26	01221-08757	•BOLT	2	
27	01221-08357	•BOLT	2	
28	08321-21088	•LOCK WASHER	4	
29	51357-22010	•WASHER	1	
30	51555-22010	•STEM COVER	2	

FIG. 33 FRONT FORK (A50B)

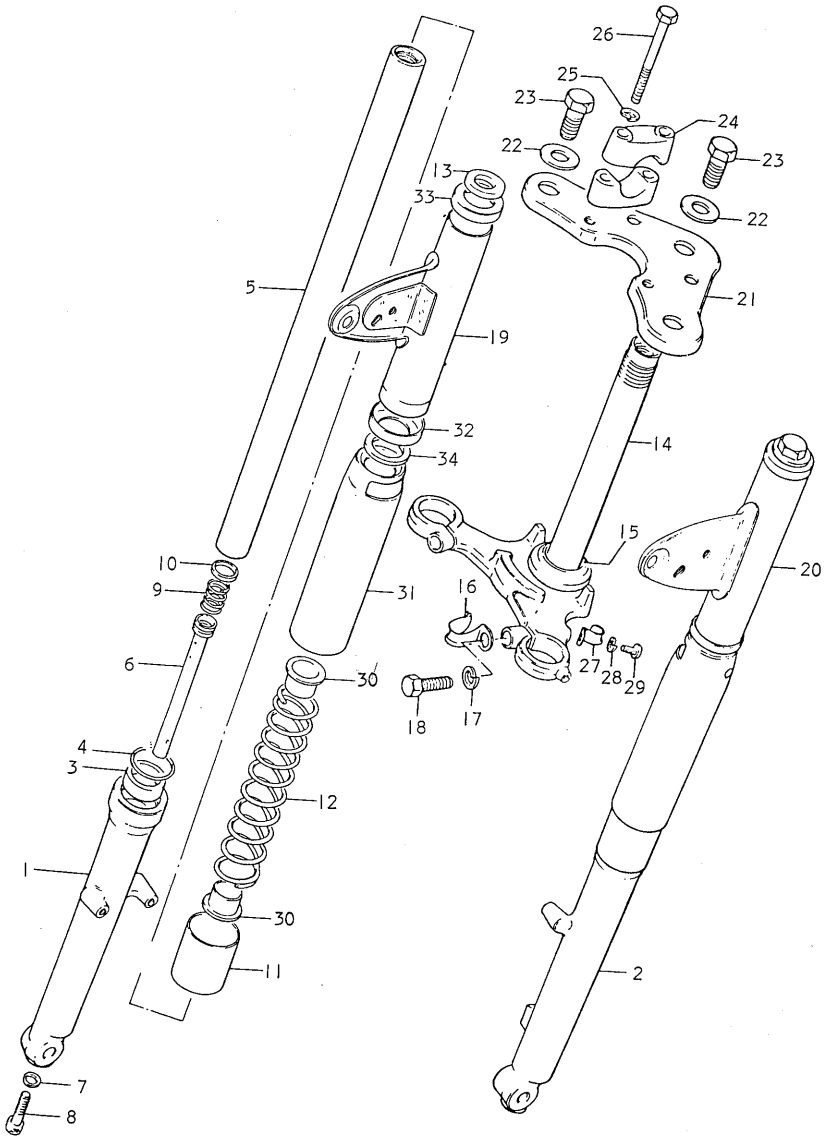
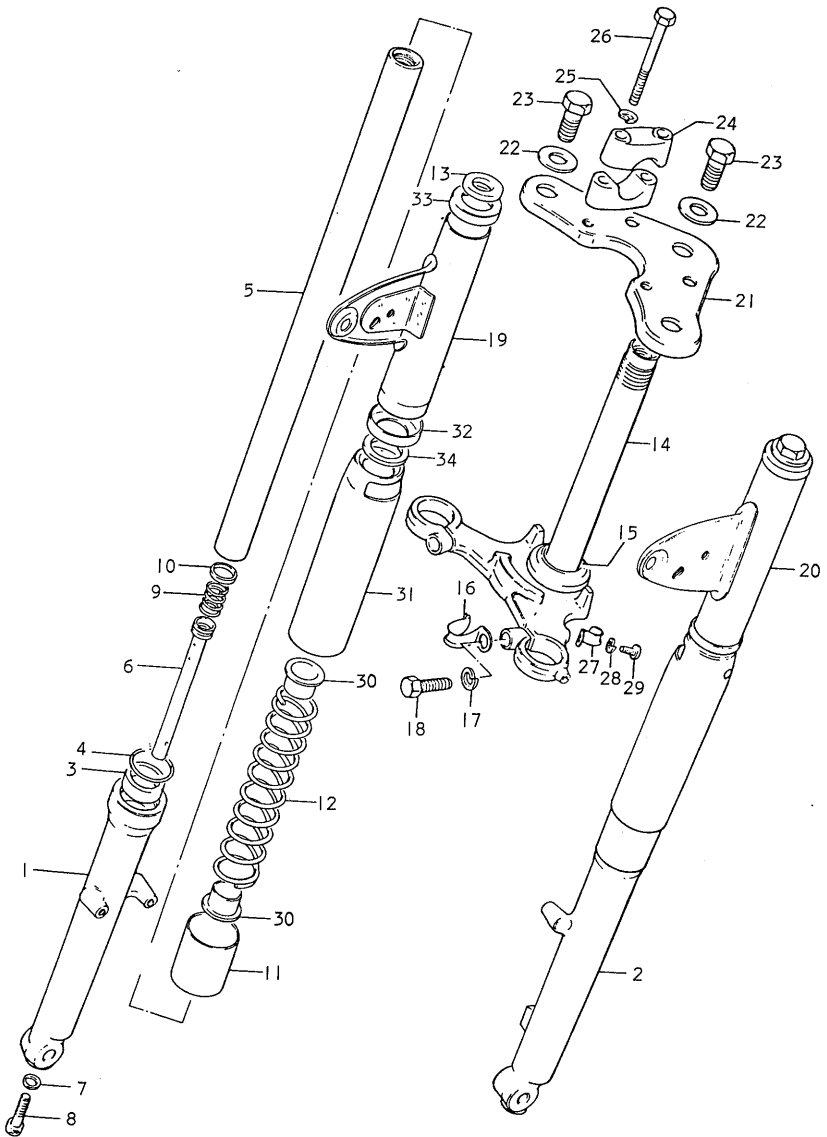


FIG.33 FRONT FORK (A50B)

Ref.No.	Part No.	Description	Q'ty B	Remarks
	51100-23650-019	FORK ASSY, front	1	
	51100-23650-00U	FORK ASSY, front	1	
	51100-23650-05H	FORK ASSY, front	1	
1	51131-23680	*OUTER TUBE, RH	1	
2	51141-23680	*OUTER TUBE, LH	1	
3	51153-46100	*OIL SEAL	2	
4	51156-46100	*STOPPER RING, oil seal	2	
5	51110-23650	*INNER TUBE	2	
6	51146-23640	*SEAT PIPE	2	
7	51148-31030	*GASKET	2	
8	51147-31030	*BOLT	2	
9	51177-46100	*SPRING	2	
10	51196-46100	*PISTON RING	2	
11	51172-23650	*CASE COVER	2	
12	51171-23650	*SPRING	2	
13	51181-22030	*GASKET	2	
14	51410-23640	*STEERING STEM	1	
15	51622-20001	*OUTER RACE	1	
16	51452-08030	*CLIP	1	
17	08321-21108	*LOCK WASHER	2	
18	01104-10308	*BOLT	2	
19-1	51530-23650-019	*BRACKET, headlamp RH	1	
19-2	51530-23650-00U	*BRACKET, headlamp RH	1	
19-3	51530-23650-05H	*BRACKET, headlamp RH	1	
20-1	51540-23650-019	*BRACKET, headlamp LH	1	
20-2	51540-23650-00U	*BRACKET, headlamp LH	1	
20-3	51540-23650-05H	*BRACKET, headlamp LH	1	

FIG. 33 FRONT FORK (A50B)



51511-23710

FIG.33 FRONT FORK (A50B)

Ref.No.	Part No.	Description	Q'ty B	Remarks
21	51311-23640-019	•STEERING STEM HEAD	1	
22	51357-22030	•WASHER	3	
23	51352-46100	•BOLT	3	
24	56211-27130-291	•HOLDER, handle	4	
25	08321-21088	•LOCK WASHER	4	
26	01104-08558	•BOLT	4	
27	51452-05130	•CLIP	1	
28	08321-21068	•LOCK WASHER	1	
29	02112-06128	•SCREW	1	
30	51173-23650	•GUIDE, spring	4	
31-1	51511-23650-019	•COVER, steering stem	2	
31-2	51511-23650-00U	•COVER, steering stem	2	
31-3	51511-23650-05H	•COVER, steering stem	2	
32	51551-23640	•COVER, seat A	2	
33	51551-23650	•COVER, seat B	2	
34	51553-27410	•CUSHION	2	

51351  
46100

FIG.34 FENDER

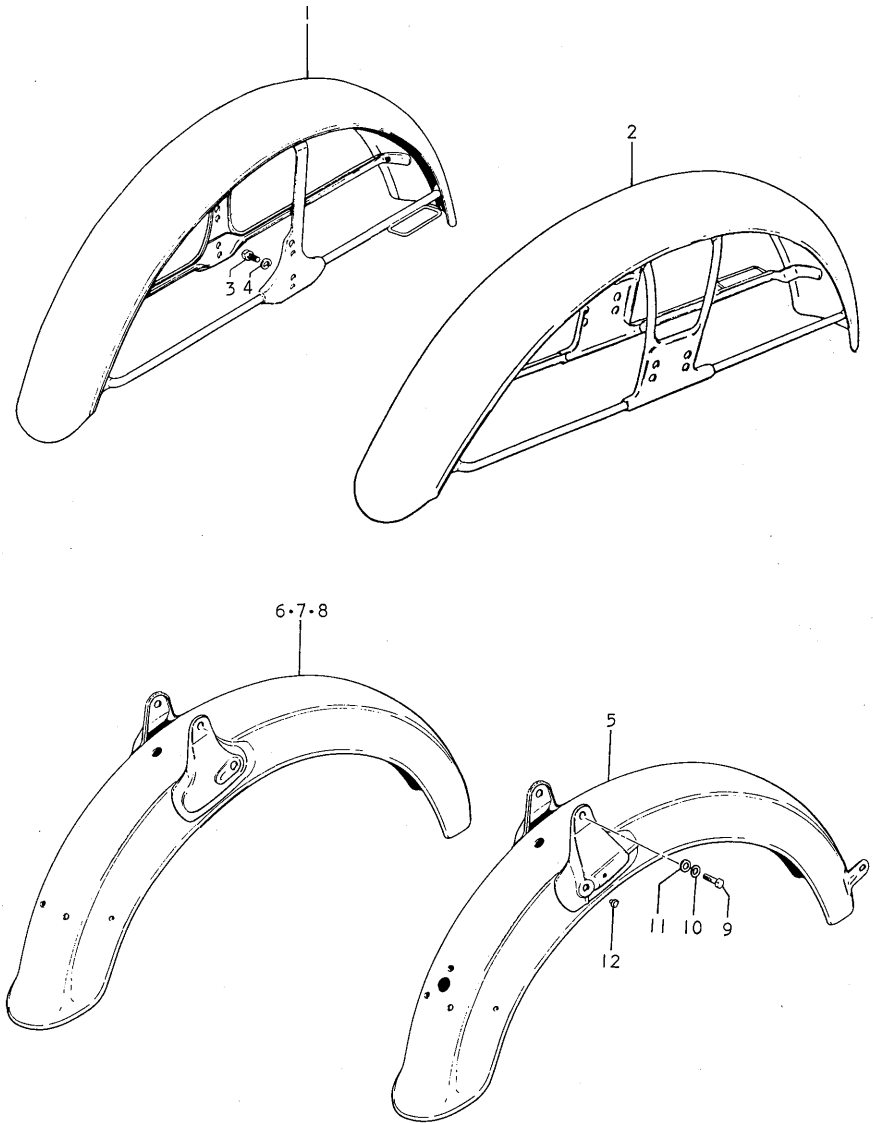




FIG.34 FENDER

Ref.No.	Part No.	Description	Q'ty					Remarks
			I	2	L	M	B	
1-1	53110-05100-126	FENDER, front	1	-	-	-	-	~E.No.A50-42898
1-2	53110-03660	FENDER, front	1	1	1	1	-	Chrome-plated
2	53110-22700	FENDER, front	-	-	-	-	1	
3	01101-06108	BOLT	4	4	4	4	4	from 01112-06108
4	08321-21068	LOCK WASHER	4	4	4	4	4	
5-1	63110-05101-126	FENDER, rear	1	-	-	-	-	~E.No.A50-42898
5-2	63110-05610	FENDER, rear	1	1	-	-	-	Chrome-plated
6	63110-22200	FENDER, rear	-	-	1	-	-	
7	63110-22610	FENDER, rear	-	-	-	1	-	
8	63110-22609	FENDER, rear	-	-	-	-	1	
9	01101-06128	BOLT	2	2	2	2	2	
10	08321-21068	LOCK WASHER	2	2	2	2	2	
11	08322-21068	WASHER	2	2	2	2	2	
12-1	09250-05001	PLUG, rear fender	2	2	-	-	-	to 09250-07001
12-2	09250-07001	CAP, rear fender	-	-	2	2	2	

FIG.35 FRONT WHEEL (A50,2,L,M)

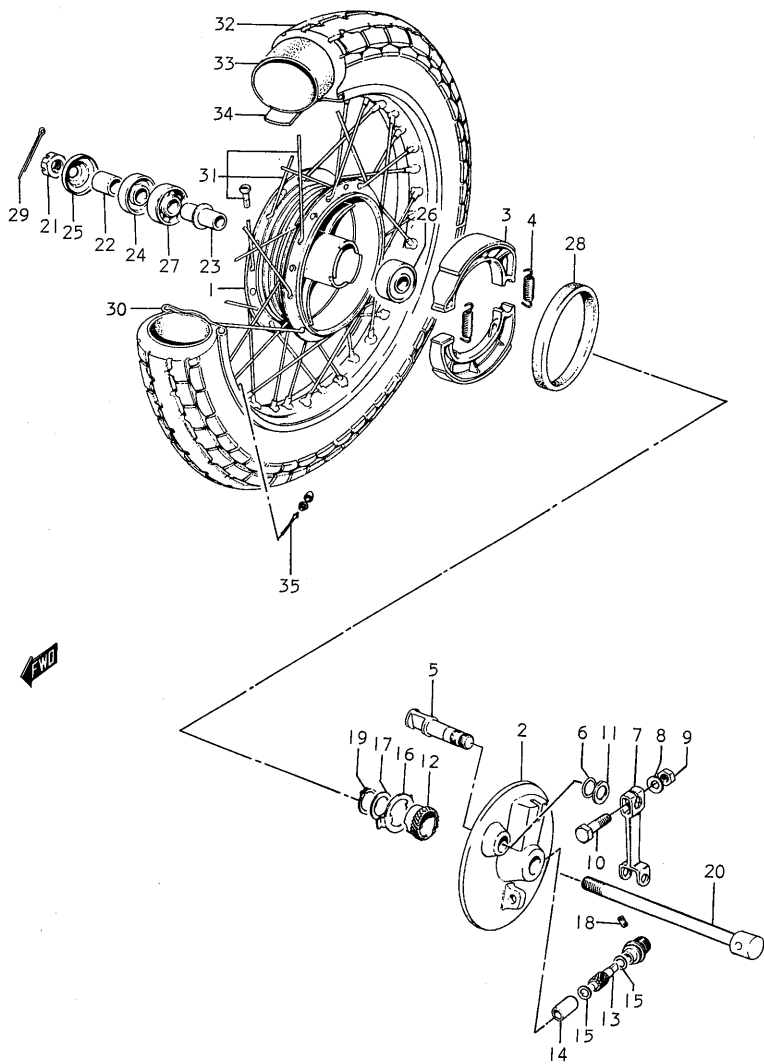


FIG.35 FRONT WHEEL (A50,2,L,M)

Ref.No.	Part No.	Description	Q'ty				Remarks
			I	2	L	M	
1	54110-01004	DRUM, hub	1	1	1	1	
2-1	54210-03005	PANEL, hub	1	1	-	-	to 54210-03006
2-2	54210-03006	PANEL, hub	-	-	1	1	
3	54410-01005	SHOE, brake	2	2	2	2	
4	09443-07001	SPRING	2	2	2	2	
5-1	54441-01001	CAM SHAFT, brake	1	1	1	-	
5-2	54441-01002	CAM SHAFT, brake	-	-	-	1	from 54441-01001
6	09280-12001	DUST SEAL, cam shaft	1	1	1	1	
7-1	54451-03601	LEVER, brake cam	1	1	-	-	to 54451-03602
7-2	54451-03002	LEVER, brake cam	-	-	1	1	
8	08322-21068	WASHER	1	1	1	1	
9	08311-11068	NUT	1	1	1	1	
10	09100-06050	BOLT	1	1	1	1	6x31
11	09160-12011	WASHER	1	1	1	1	12.5x20x1
12	54611-03000	GEAR, speedometer	1	1	1	1	to 54611-03001
13	54621-03000	PINION, speedometer	1	1	1	1	
14	54632-01001	BUSHING, pinion outer	1	1	1	1	
15	09160-05001	THRUST WASHER	2	2	2	2	5.1x9x0.4
16	54661-03000	DRIVER, speedometer	1	1	1	1	
17	09160-16005	THRUST WASHER	1	1	1	1	16x22x1
18	09134-03101	SCREW, pinion bushing	1	1	1	1	
19	08331-11159	CIRCLIP	1	1	1	1	
20	54711-03601	AXLE, front	1	1	1	1	
21	08314-11108	NUT	1	1	1	1	
22	09180-10003	SPACER, axle LH	1	1	1	1	10x15x12.4

FIG.35 FRONT WHEEL (A50,2,L,M)

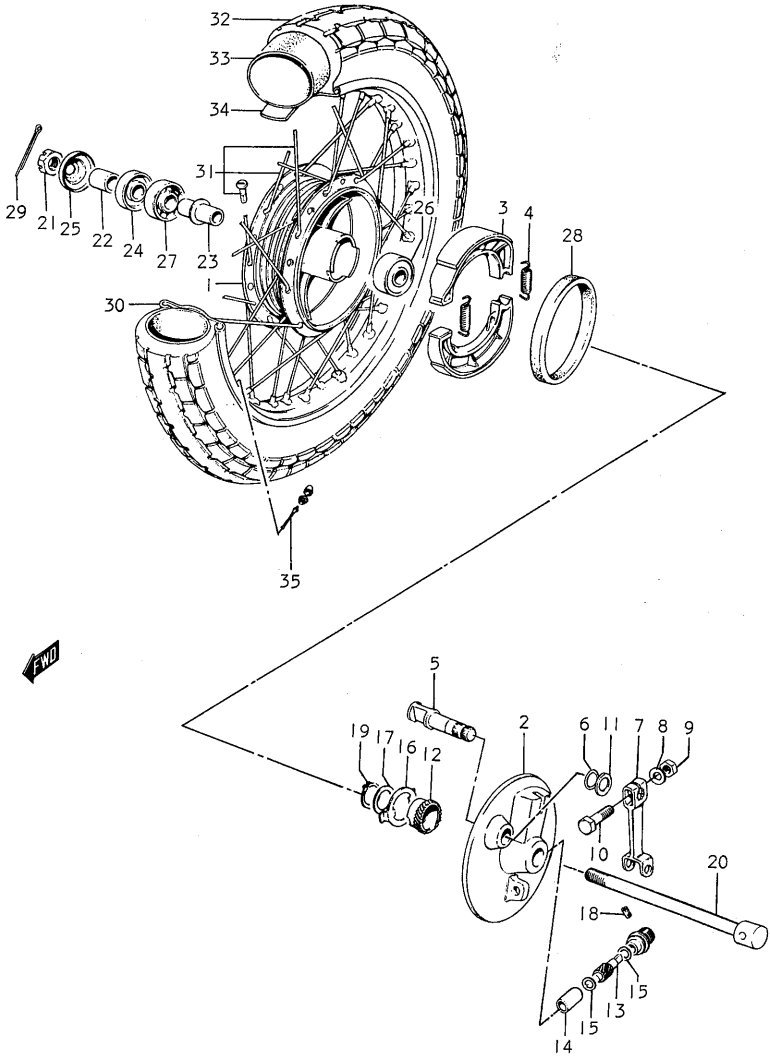


FIG.35 FRONT WHEEL (A50,2,L,M)

Ref.No.	Part No.	Description	Q'ty				Remarks
			1	2	L	M	
23	54730-01000	SPACER, hub bearing	1	1	1	1	
24	09284-15001	OIL SEAL, hub	1	1	1	1	
25	54892-01000	COVER, hub RH	1	1	1	1	
26	08143-63000	BEARING, hub LH	1	1	1	1	
27	08113-62000	BEARING, hub RH	1	1	1	1	
28	09285-43001	OIL SEAL, panel	1	1	1	1	
29	04111-20308	COTTER PIN	1	1	1	1	
30	55311-01020	RIM, wheel	1	1	1	1	1.20x17
31	55301-01812	SPOKE SET, front	1	1	1	1	
32	55100-01011	TIRE, front	1	1	1	1	2.25-17 4PR
33	55200-01011	TUBE, inner	1	1	1	1	2.25-17
34	55261-01010	PROTECTOR, inner tube	1	1	1	1	18x17
35	55250-01000	VALVE, inner tube	1	1	1	1	

FIG.36 FRONT WHEEL (A50B)

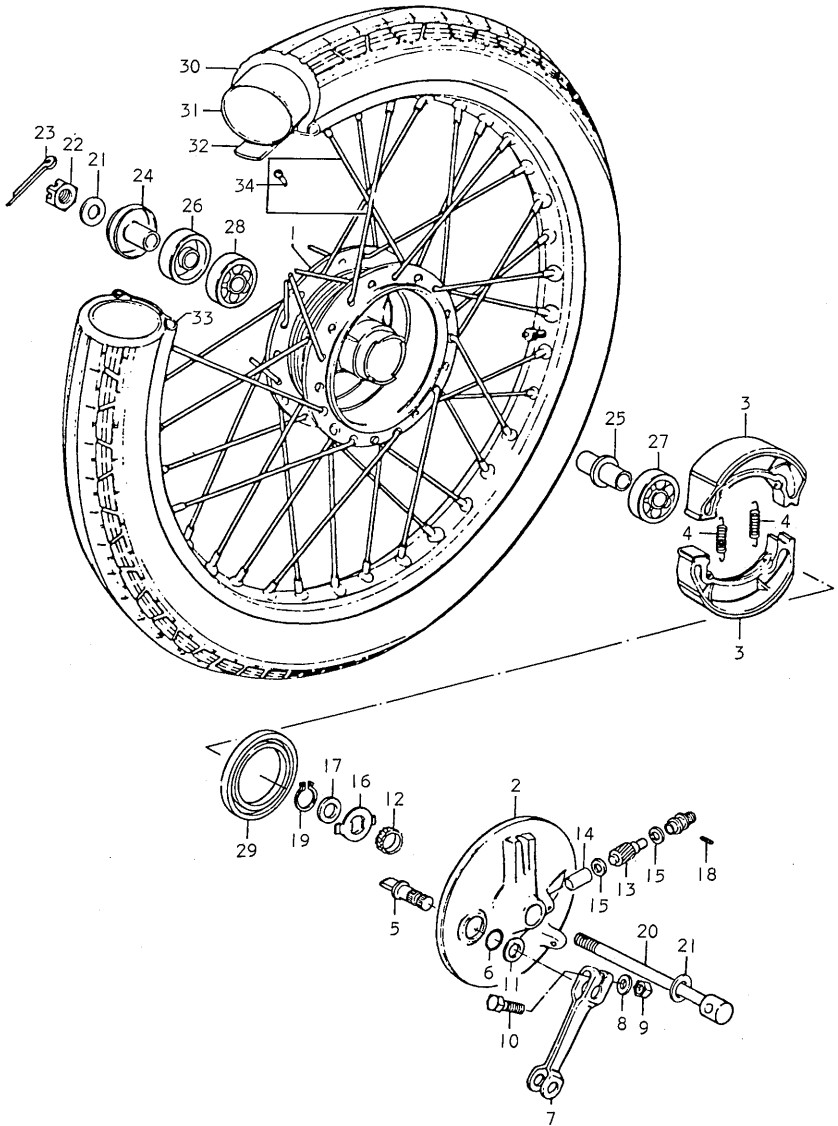


FIG.36 FRONT WHEEL (A50B)

Ref.No.	Part No.	Description	Q'ty B	Remarks
1	54110-46001	DRUM, front hub	1	
2	54210-46110	PANEL, front hub	1	
3	54410-43000	SHOE, brake	2	
4	09443-07001	SPRING	2	
5	54441-29300	SHAFT, brake cam	1	
6	09280-14003	DUST SEAL	1	
7	54451-46110	LEVER, brake cam	1	
8	08322-21068	WASHER	1	
9	08310-11068	NUT	1	
10	09100-06078	BOLT	1	
11	09160-14001	WASHER, dust seal	1	
12	54611-03001	GEAR, speedometer	1	
13	54621-03000	PINION, speedometer	1	
14	54632-01001	BUSHING	1	
15	09160-05001	THRUST WASHER	2	5.1x9x0.4
16	54661-03000	DRIVER, speedometer	1	
17	09160-16005	THRUST WASHER	1	
18	09134-03101	SCREW	1	
19	08331-11159	CIRCLIP	1	
20	54711-26100	AXLE, front	1	
21	08322-11108	WASHER	2	
22	08314-31108	NUT	1	
23	04111-20308	COTTER PIN	1	
24	54740-26100	SPACER, axle RH	1	
25	54730-01000	SPACER, hub	1	

FIG.36 FRONT WHEEL (A50B)

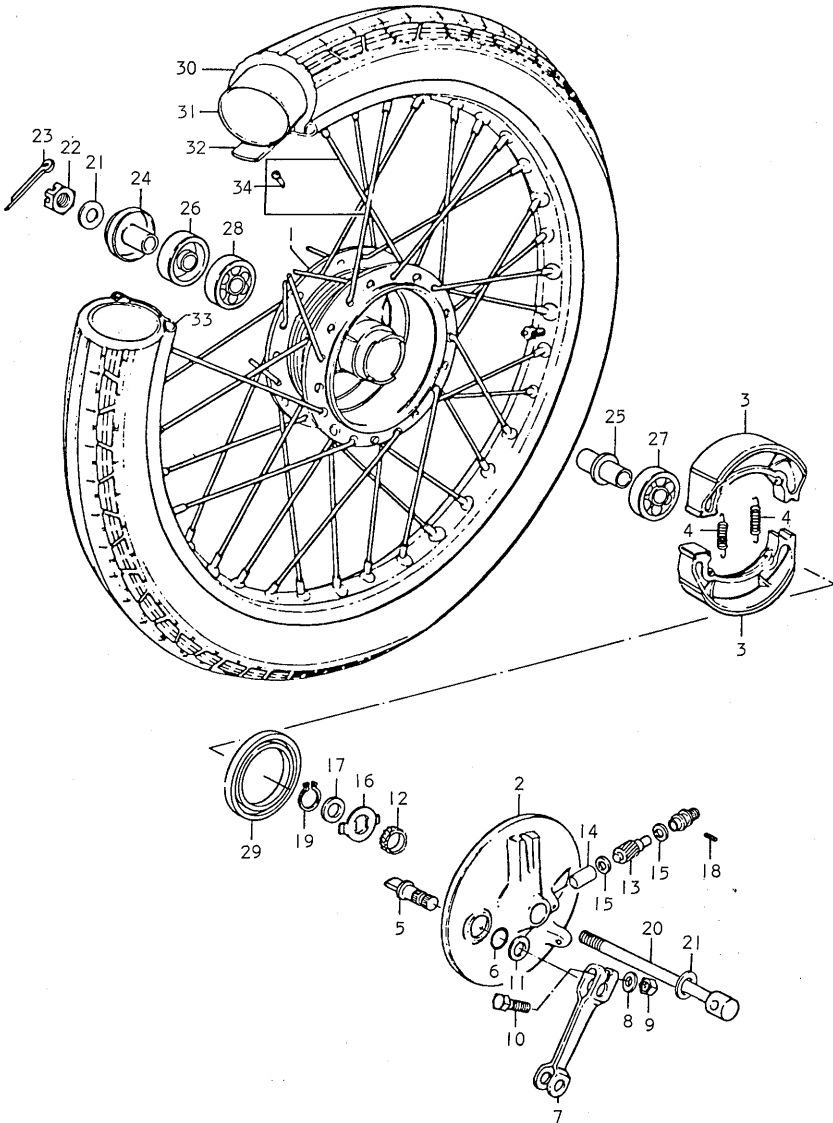




FIG.36 FRONT WHEEL (A50B)

Ref.No.	Part No.	Description	Q'ty B	Remarks
26	09284-15001	OIL SEAL	1	15x31x9.5
27	08143-63000	BEARING, LH	1	
28	08113-62000	BEARING, RH	1	
29	09285-43001	OIL SEAL	1	43x58x7
30	55100-01011	TIRE	1	2.25-17 4PR
31	55200-01011	TUBE	1	2.25-17
32	55261-01010	PROTECTOR	1	
33	55311-01020	RIM, wheel	1	
34	55301-01812	SPOKE SET	1	

FIG. 37 HANDLEBAR - CONTROL CABLE

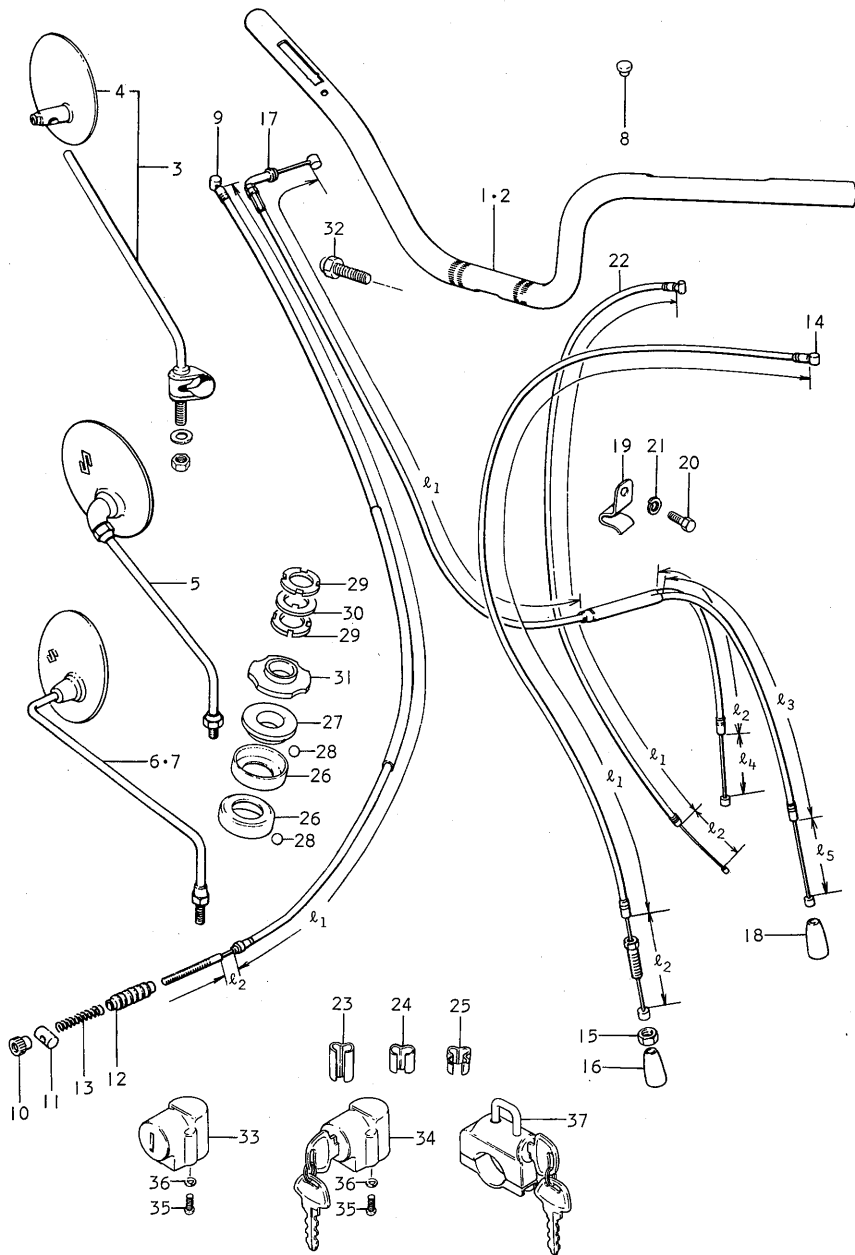


FIG.37 HANDLEBAR - CONTROL CABLE

Ref.No.	Part No.	Description	Q'ty					Remarks
			I	2	L	M	B	
1-1	56111-50950	HANDLEBAR	1	-	-	-	-	VE.No.A50-42898 19φ
1-2	56111-12760	HANDLEBAR	1	-	-	-	-	22.2φ
1-3	56111-20710	HANDLEBAR	-	1	1	1	-	to 56111-20711
2	56111-20712	HANDLEBAR	-	-	-	-	-	1
3	56500-03012	MIRROR ASSY, rear view	1	-	-	-	-	VE.No.A50-42898 For 19φ Handlebar
4	56510-03012	MIRROR, rear view	1	-	-	-	-	VE.No.A50-42898
5	56500-19600	MIRROR ASSY, rear view	1	-	-	-	-	
6	56500-19010	MIRROR ASSY, rear view	-	1	1	1	1	
7	56600-19010	MIRROR ASSY, rear view	-	1	1	1	1	
8	09250-06001	PLUG, mirror hole	1	-	-	-	-	
9	58100-03731	CABLE ASSY, brake	1	1	1	1	1	ℓ <sub>1</sub> :1020, ℓ <sub>2</sub> :40
10	09150-05101	NUT, adjuster	1	1	1	1	1	
11	09209-10001	PIN	1	1	1	1	1	
12	09287-07001	BOOT	1	1	1	1	1	
13	09440-06003	SPRING	1	1	1	1	1	
14-1	58200-07711	CABLE ASSY, clutch	1	-	-	-	-	ℓ <sub>1</sub> :980, ℓ <sub>2</sub> :96
14-2	58200-05710	CABLE ASSY, clutch	-	1	1	1	1	ℓ <sub>1</sub> :1040, ℓ <sub>2</sub> :96
15	08312-11088	NUT	1	1	1	1	1	
16	09287-07002	BOOT	1	1	1	1	1	
17-1	58300-05710	CABLE ASSY, throttle	1	-	-	-	-	ℓ <sub>1</sub> :550, ℓ <sub>2</sub> :355 ℓ <sub>3</sub> :270, ℓ <sub>4</sub> :112 ℓ <sub>5</sub> :49
17-2	58300-05730	CABLE ASSY, throttle	-	1	1	1	-	ℓ <sub>1</sub> :580, ℓ <sub>2</sub> :360 ℓ <sub>3</sub> :270, ℓ <sub>4</sub> :108 ℓ <sub>5</sub> :50
17-3	58300-22630	CABLE ASSY, throttle	-	-	-	-	-	
18	09287-07002	BOOT, throttle cable	-	1	1	1	1	
19	09403-09304	CLAMP, throttle cable connector	1	1	1	1	1	
20	01101-06108	BOLT	1	1	1	1	1	
21	08321-21068	LOCK WASHER	1	1	1	1	1	

FIG.37 HANDLEBAR - CONTROL CABLE

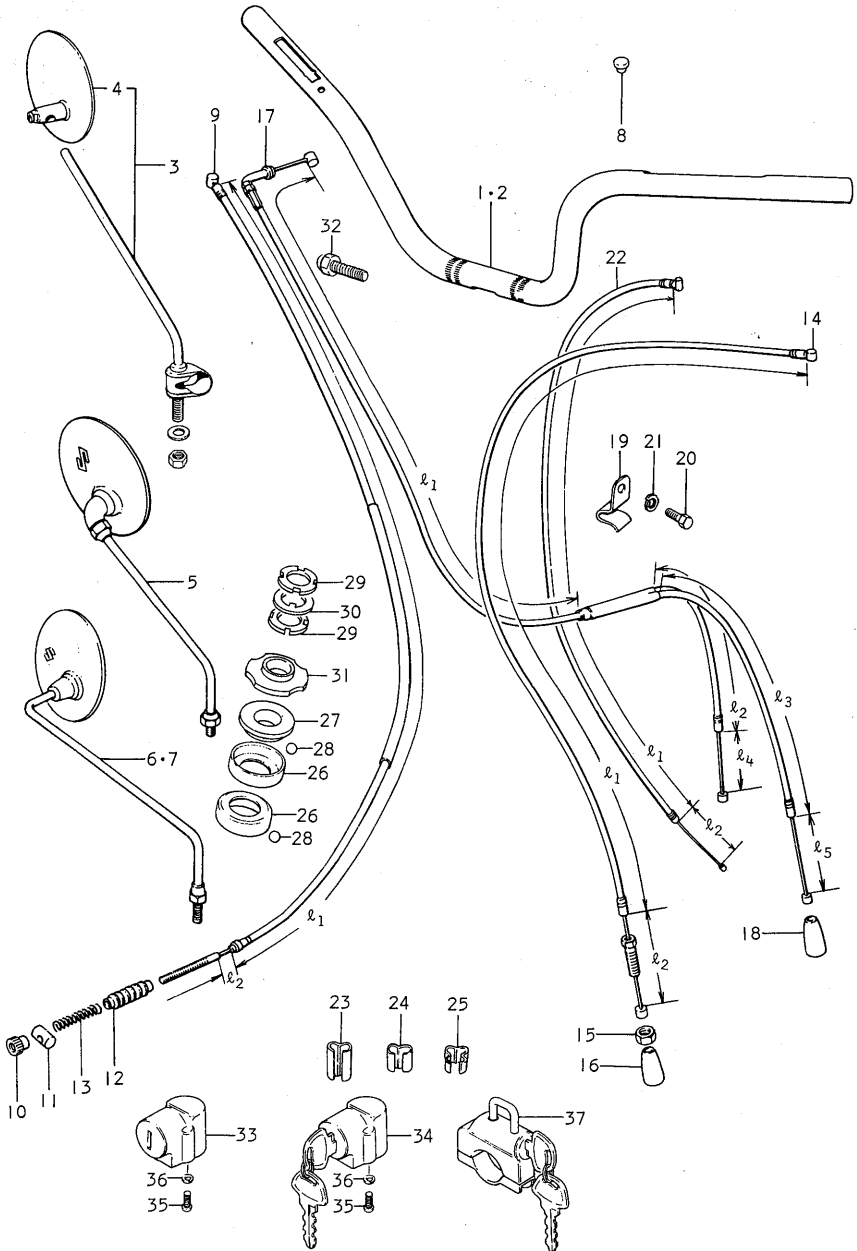


FIG.37 HANDLEBAR - CONTROL CABLE

Ref.No.	Part No.	Description	Q'ty					Remarks
			I	2	L	M	B	
22-1	58410-01751	CABLE, starter	1	-	-	-	1	ℓ <sub>1</sub> :890, ℓ <sub>2</sub> :63
22-2	58410-19900	CABLE, starter	-	1	1	1	-	ℓ <sub>1</sub> :990, ℓ <sub>2</sub> :63
23-1	09408-00001	CLIP	1	1	1	-	-	
23-2	09407-06401	CLIP	-	-	-	-	1	
24	09408-00002	CLIP	1	1	1	1	1	
25-1	09408-00003	CLIP	1	1	1	1	-	
25-2	09408-00014	CLIP	-	-	-	-	2	
26	51611-20002	RACE, steering inner	2	2	2	2	2	
27-1	51621-05000	RACE, steering upper outer	1	1	1	-	-	to 51621-25000 used with 51643-06001
27-2	51621-25000	RACE, steering upper outer	-	-	-	1	1	
28	06111-06003	BALL, steel	44	44	44	44	44	
29	51631-05000	NUT, stem	2	2	2	2	1	
30	09166-24001	WASHER	1	1	1	1	-	
31-1	51643-05000	DUST SEAL	1	1	1	-	-	to 51643-06001
31-2	51643-06001	DUST SEAL	-	-	-	1	1	
32	01221-08127	PLUG, stem head	2	-	-	-	-	~E.No.A50-40816
33	51900-19010	LOCK ASSY, steering	1	1	-	-	-	to 50000-25837
34-1	50000-25837	LOCK ASSY, steering	-	-	1	1	-	
34-2	51910-25310	LOCK ASSY, steering	-	-	-	-	1	
35	02112-05128	SCREW	2	2	2	2	2	
36	08321-21058	LOCK WASHER	2	2	2	2	2	
37	90001-31817	LOCK ASSY, helmet	-	-	1	1	1	

FIG.38 RH HANDLE SWITCH

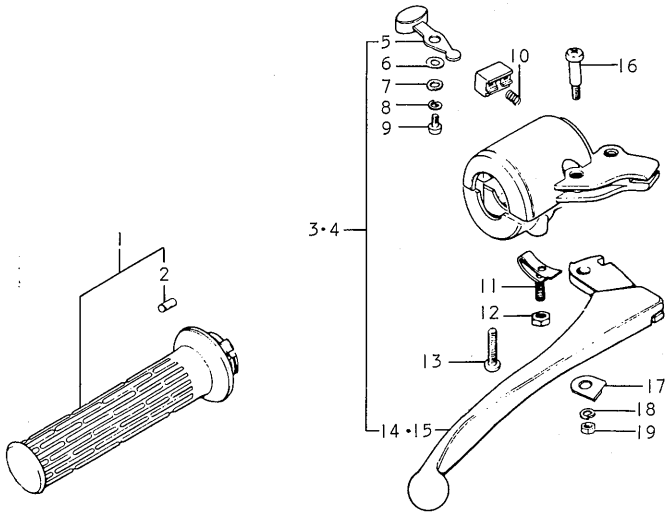


FIG.38 RH HANDLE SWITCH

Ref.No.	Part No.	Description	Q'ty					Remarks
			I	2	L	M	B	
1-1	57110-05010	GRIP ASSY, throttle	1	-	-	-	-	~E.No.A50-42898 19φ
1-2	57110-20010	GRIP ASSY, throttle	1	1	1	1	1	22.2φ
2	58631-07010	•PIECE	1	1	1	1	1	
3	57300-05701	BRAKE LEVER & RH SWITCH ASSY	1	-	-	-	-	~E.No.A50-42898 19φ
4-1	57300-22210	BRAKE LEVER & RH SWITCH ASSY	1	1	-	-	-	to 57300-22211
4-2	57300-22211	BRAKE LEVER & RH SWITCH ASSY	-	-	1	-	-	
4-3	57300-20712	BRAKE LEVER & RH SWITCH ASSY	-	-	-	1	-	
4-4	57300-20713	BRAKE LEVER & RH SWITCH ASSY	-	-	-	-	1	from 57300-20712
5	57320-01011	•KNOB, dimmer switch	1	1	1	1	1	
6	57334-01010	•WASHER, spring	1	1	1	1	1	
7	08322-21038	•WASHER	1	1	1	1	1	
8	08321-21038	•LOCK WASHER	1	1	1	1	1	
9-1	09125-03103	•SCREW	1	1	1	1	-	
9-2	09125-05105	•SCREW	-	-	-	-	1	
10	57337-01010	•SPRING	1	1	1	1	-	
11	57390-07011	•ADJUSTER, throttle grip	1	1	1	1	-	
12	08311-11058	•NUT	1	1	1	1	-	
13	09125-05105	•SCREW	2	2	2	2	-	
14	57421-05010	•LEVER, brake	1	-	-	-	-	~E.No.A50-42898 to 57421-01010
15	57421-27210	•LEVER, brake	1	1	1	1	1	
16	57431-01011	•BOLT, pivot	1	1	1	1	1	
17	57435-20010	•SPACER, lever	-	1	1	1	1	
18	08321-21058	•LOCK WASHER	1	1	1	1	1	
19	08311-11058	•NUT	1	1	1	1	1	

57633-27500

FIG.39 LH HANDLE SWITCH

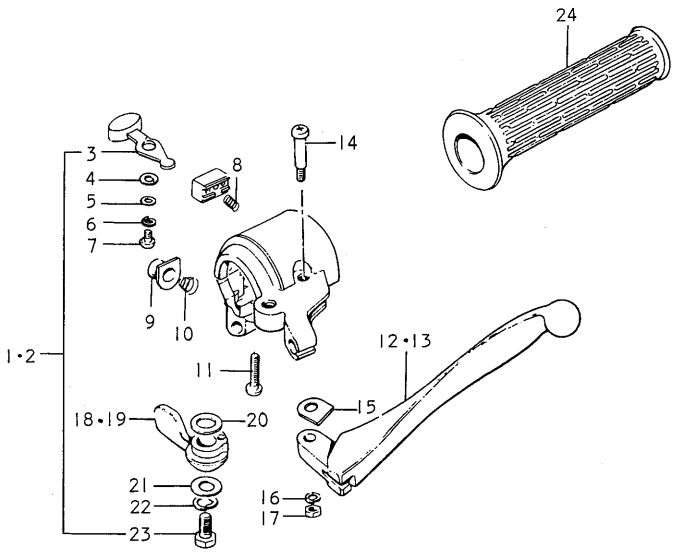




FIG.39 LH HANDLE SWITCH

Ref.No.	Part No.	Description	Q'ty					Remarks
			I	2	L	M	B	
1	57500-05701	CLUTCH LEVER & LH SWITCH ASSYI	-	-	-	-	~E.No.A50-42898	
2-1	57500-27210	CLUTCH LEVER & LH SWITCH ASSYI	1	-	-	-	to 57500-27211	
2-2	57500-27211	CLUTCH LEVER & LH SWITCH ASSY-	-	1	-	-		
2-3	57500-21012	CLUTCH LEVER & LH SWITCH ASSY-	-	-	1	1		
3	57320-01011	•KNOB	1	1	1	1	1	
4	09125-03103	•SCREW	1	1	1	1	1	
5	08322-21038	•WASHER	1	1	1	1	1	
6	08321-21038	•LOCK WASHER	1	1	1	1	1	
7	57334-01010	•WASHER, spring	1	1	1	1	1	
8	57337-01010	•SPRING	1	1	1	1	1	
9	57370-01311	•BUTTON, horn	1	1	1	1	1	
10	57382-01311	•SPRING, horn button	1	1	1	1	1	
11	09125-05105	•SCREW	2	2	2	2	2	
12	57621-05010	•LEVER, clutch	1	-	-	-	~E.No.A50-42899	
13	57621-27210	•LEVER, clutch	1	1	1	1	1	
14	57431-01011	•SCREW, pivot	1	1	1	1	1	
15	57435-20010	•SPACER, lever	-	1	1	1	1	
16	08321-21058	•LOCK WASHER	1	1	1	1	1	
17	08311-11058	•NUT	1	1	1	1	1	
18	58721-03011	•LEVER, starter	1	1	1	-	to 58721-25611	
19	58721-25611	•LEVER, starter	-	-	-	1	1	
20	58722-03010	•WASHER, spring	1	1	1	1	1	
21	58723-03010	•WASHER	1	1	1	1	1	
22	08321-21068	•LOCK WASHER	1	1	1	1	1	
23	01112-06128	•BOLT	1	1	1	1	1	
24-1	57211-05010	GRIP ASSY, LH	1	-	-	-	~E.No.A50-42898	
24-2	57211-20010	GRIP ASSY, LH	1	1	1	1	19φ 22.2φ	

FIG.40 REAR SWINGING ARM

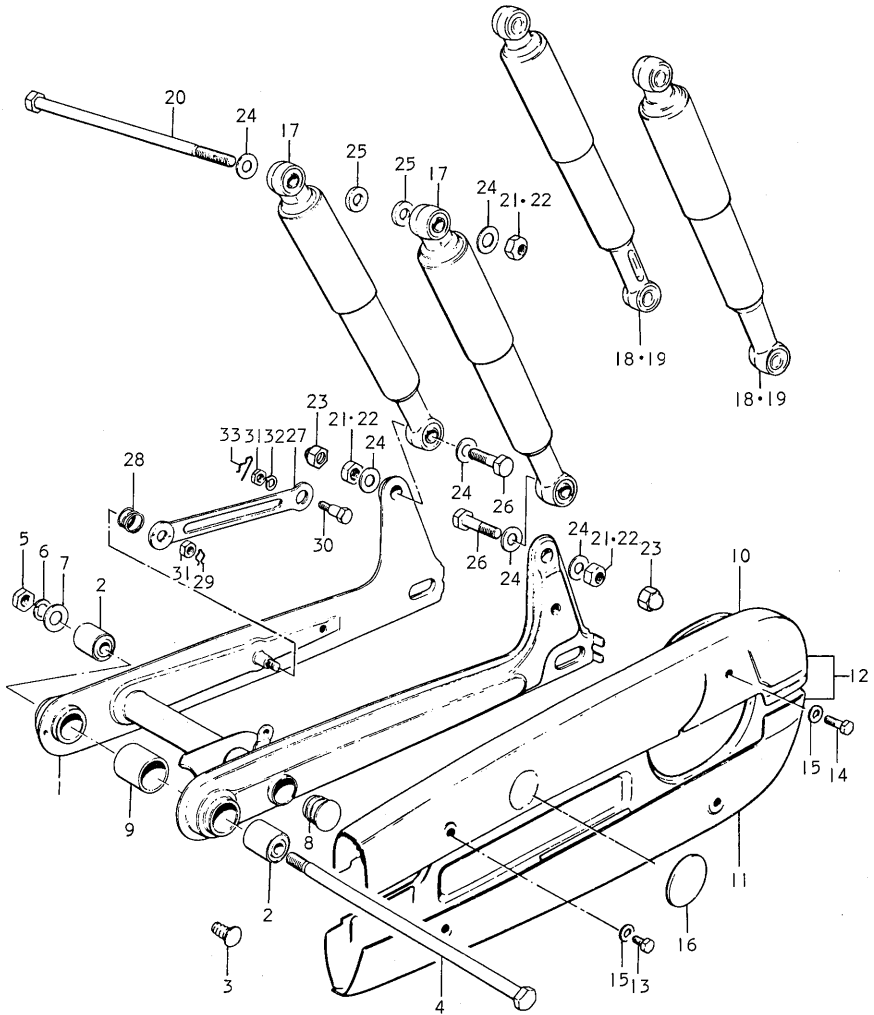


FIG.40 REAR SWINGING ARM

Ref.No.	Part No.	Description	Q'ty					Remarks
			I	2	L	M	B	
1-1	61105-03815-002	SWINGING ARM SET, rear	1	-	-	-	-	
1-2	61105-03815-019	SWINGING ARM SET, rear	1	1	1	1	-	
1-3	61105-03815-061	SWINGING ARM SET, rear	1	-	-	-	-	
1-4	61105-03815-078	SWINGING ARM SET, rear	1	-	-	-	-	
1-5	61105-03815-079	SWINGING ARM SET, rear	1	-	-	-	-	
1-6	61100-22850-019	SWINGING ARM SET, rear	-	-	-	-	1	
2	09319-10009	·BUSH	2	2	2	2	2	
3	09250-09001	·PLUG	1	1	1	1	-	
4	61211-20001	SHAFT, pivot	1	1	1	1	1	
5	08310-11108	NUT	1	1	1	1	1	from 08311-11108
6	08321-21108	LOCK WASHER	1	1	1	1	1	
7	08322-21108	WASHER	1	1	1	2	2	
8	09250-22002	CAP, joint	2	2	2	2	2	
9	09320-22001	CUSHION, pivot shaft	1	1	1	1	1	
10-1	61310-05001-126	CHAIN CASE, upper half	1	-	-	-	-	↳ E.No. A50-42447
10-2	61310-19000-126	CHAIN CASE, upper half	1	1	1	-	-	↳ to 61300-22830-126 to 61300-35820-126
11-1	61320-05001-126	CHAIN CASE, lower half	1	-	-	-	-	↳ E.No. A50-42447
11-2	61320-05002-126	CHAIN CASE, lower half	1	1	1	-	-	↳ to 61300-22830-126 to 61300-35820-126
12	61300-35820-126	CHAIN CASE SET	-	-	-	1	1	
13	09100-06005	BOLT	3	3	3	3	3	6x6
14-1	09100-06007	BOLT	1	1	1	1	-	↳ 6x15
14-2	09100-06051	BOLT	-	-	-	-	1	↳ to 09100-06051
15	08322-21068	WASHER	4	4	4	4	4	
16	09250-30001	CAP	1	1	1	1	1	

FIG.40 REAR SWINGING ARM

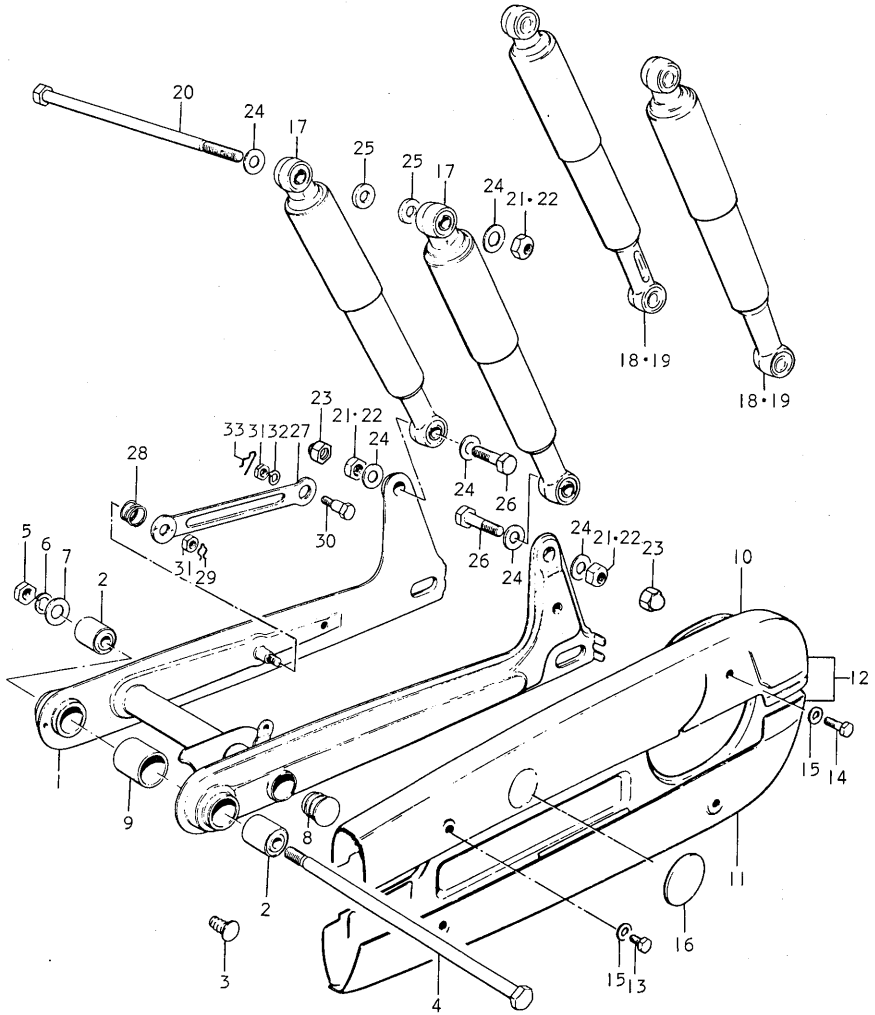


FIG.40 REAR SWINGING ARM

Ref.No.	Part No.	Description	Q'ty					Remarks
			I	2	L	M	B	
17-1	62100-05620-002	SHOCK ABSORBER ASSY, rear	2	-	-	-	-	
17-2	62100-05620-019	SHOCK ABSORBER ASSY, rear	2	-	-	-	-	
17-3	62100-05620-061	SHOCK ABSORBER ASSY, rear	2	-	-	-	-	
17-4	62100-05620-078	SHOCK ABSORBER ASSY, rear	2	-	-	-	-	
17-5	62100-05620-079	SHOCK ABSORBER ASSY, rear	2	-	-	-	-	
18-1	62100-22230-138	SHOCK ABSORBER ASSY, rear	-	2	2	-	-	
18-2	62100-22230-186	SHOCK ABSORBER ASSY, rear	-	2	2	-	-	
18-3	62100-22231-019	SHOCK ABSORBER ASSY, rear	-	-	-	2	-	
18-4	62100-22231-138	SHOCK ABSORBER ASSY, rear	-	-	2	-	-	
18-5	62100-22231-186	SHOCK ABSORBER ASSY, rear	-	-	2	-	-	
19-1	62100-22231-797	SHOCK ABSORBER ASSY, rear	-	-	2	2	-	
19-2	62100-22231-798	SHOCK ABSORBER ASSY, rear	-	-	2	-	-	
19-3	62100-22231-00R	SHOCK ABSORBER ASSY, rear	-	-	-	2	-	
19-4	62100-22231-00U	SHOCK ABSORBER ASSY, rear	-	-	-	2	-	
19-5	62100-22630-00U	SHOCK ABSORBER ASSY, rear	-	-	-	-	2	
19-6	62100-22630-05H	SHOCK ABSORBER ASSY, rear	-	-	-	-	2	
19-7	62100-22630-019	SHOCK ABSORBER ASSY, rear	-	-	-	-	2	
20	62311-19600	SHAFT, shock absorber upper	1	1	1	1	1	
21	09140-10001	NUT	3	3	3	-	-	to 09140-10012
22	09140-10012	NUT	-	-	-	1	1	
23	08313-11107	NUT	-	-	-	2	2	
24	08322-21108	WASHER	6	6	6	6	6	
25	09160-10005	WASHER, upper	2	2	2	2	2	10x15x1.2
26	09100-10046	BOLT	2	2	2	2	2	10x43
27	64311-01001	TORQUE LINK, rear	1	1	1	1	1	
28	09440-18002	SPRING	1	1	1	1	1	
29	09384-06001	CLIP	1	1	1	1	1	

FIG.40 REAR SWINGING ARM

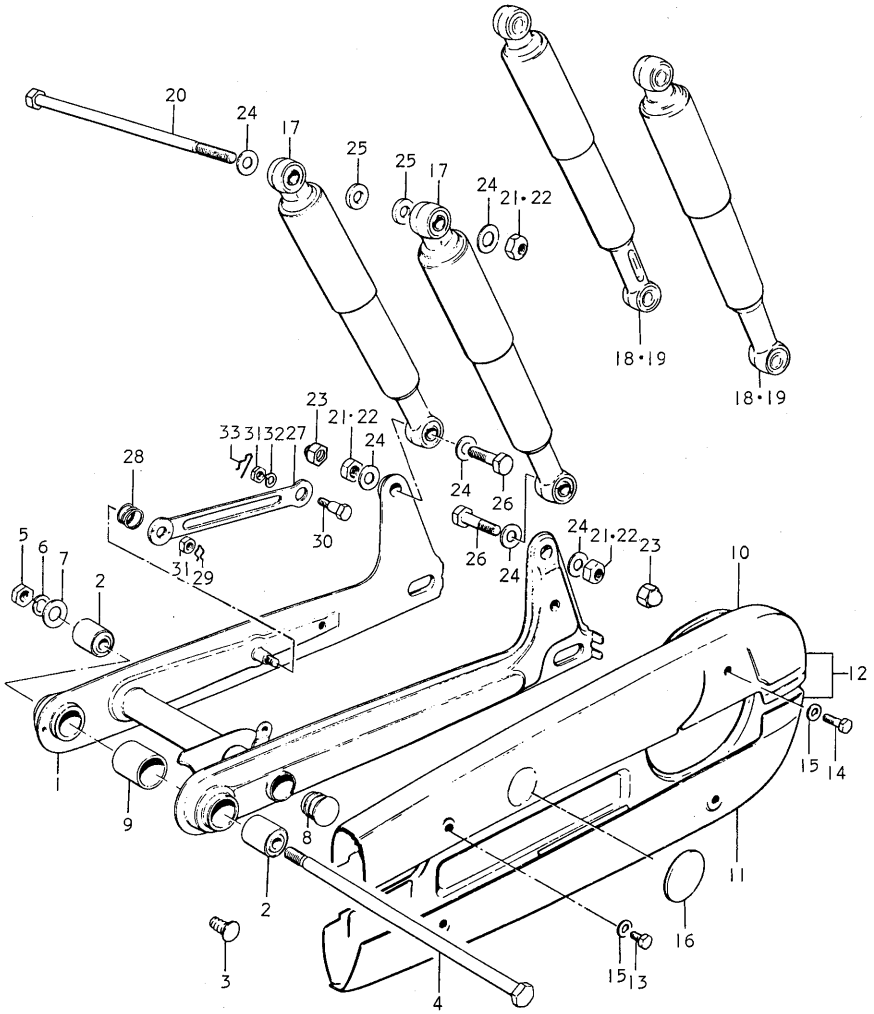


FIG.40 REAR SWINGING ARM

Ref.No.	Part No.	Description	Q'ty					Remarks
			I	2	L	M	B	
30	09111-08013	BOLT, rear torque link	1	1	1	1	1	
31	09140-08008	NUT	2	2	2	2	2	
32	08321-21088	LOCK WASHER	1	1	1	1	1	
33	09385-10001	CLIP, rear	1	1	1	1	1	

FIG.41 REAR WHEEL (A50,2,L,M)

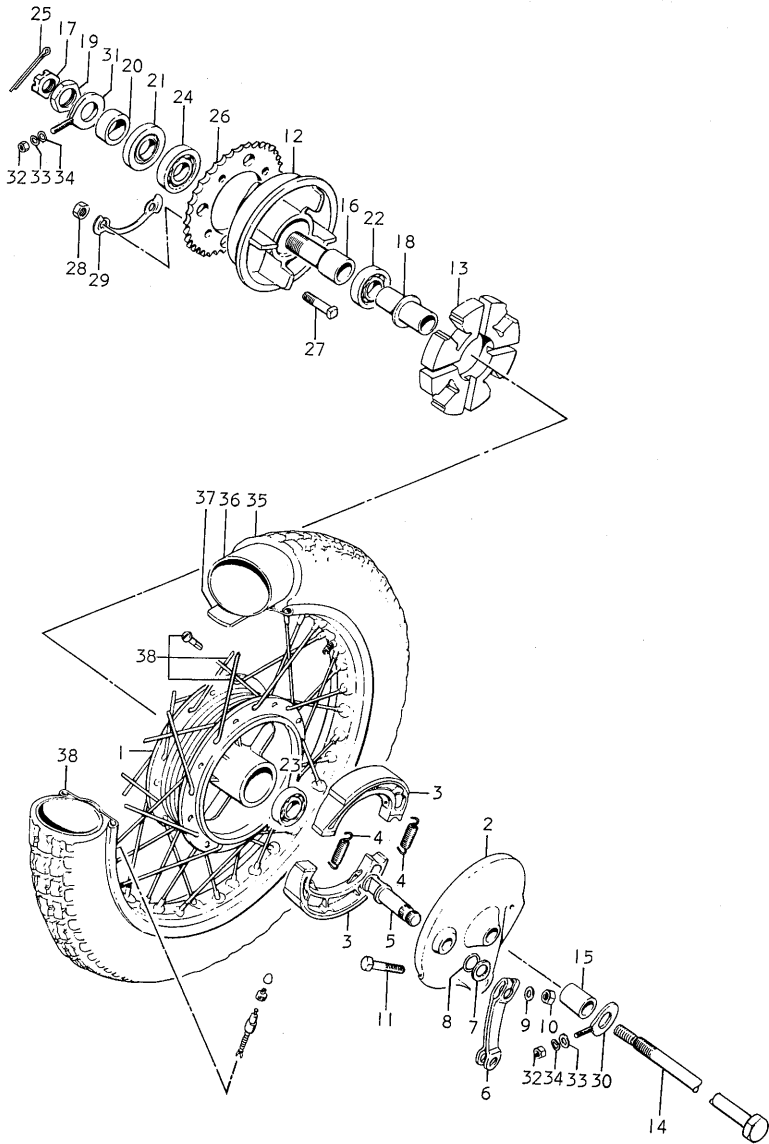




FIG.41 REAR WHEEL (A50,2,L,M)

Ref.No.	Part No.	Description	Q'ty				Remarks
			1	2	L	M	
1	64110-01000	DRUM, rear hub	1	1	1	1	
2-1	64210-01003	PANEL, rear hub	1	1	-	-	to 64210-01004
2-2	64210-01004	PANEL, rear hub	-	-	1	1	
3	54410-01005	SHOE, brake	2	2	2	2	
4	09443-07001	SPRING	2	2	2	2	
5-1	54441-01001	CAM SHAFT, brake	1	1	1	-	
5-2	54441-01002	CAM SHAFT, brake	-	-	-	1	
6-1	64451-01002	LEVER, brake cam	1	-	-	-	
6-2	64451-20000	LEVER, brake cam	-	1	1	1	to 64451-20001
7	09160-12011	WASHER	1	1	1	1	12.5x20x1
8	09280-12001	DUST SEAL	1	1	1	1	
9	08322-21068	WASHER	1	1	1	1	
10	08311-11068	NUT	1	1	1	1	
11	09100-06050	BOLT	1	1	1	1	6x31
12-1	64611-01000	DRUM, sprocket	1	1	1	-	to 64611-01001
12-2	64611-01001	DRUM, sprocket	-	-	-	1	
13	64651-01000	SHOCK ABSORBER	1	1	1	1	
14	64711-01603	AXLE, rear	1	1	1	1	
15	09180-12005	SPACER, axle	1	1	1	1	12.2x22x30.5
16	64761-01000	SHAFT, rear sprocket drum	1	1	1	1	
17	08314-11108	NUT	1	1	1	1	
18	64730-01000	SPACER, hub	1	1	1	1	
19	09140-16005	NUT, sprocket drum shaft	1	1	1	1	
20	09180-17004	SPACER, sprocket drum	1	1	1	1	17x25x10.5
21	09285-25001	OIL SEAL	1	1	1	1	
22	08143-62010	BEARING, hub LH	1	1	1	1	

FIG.41 REAR WHEEL (A50,2,L,M)

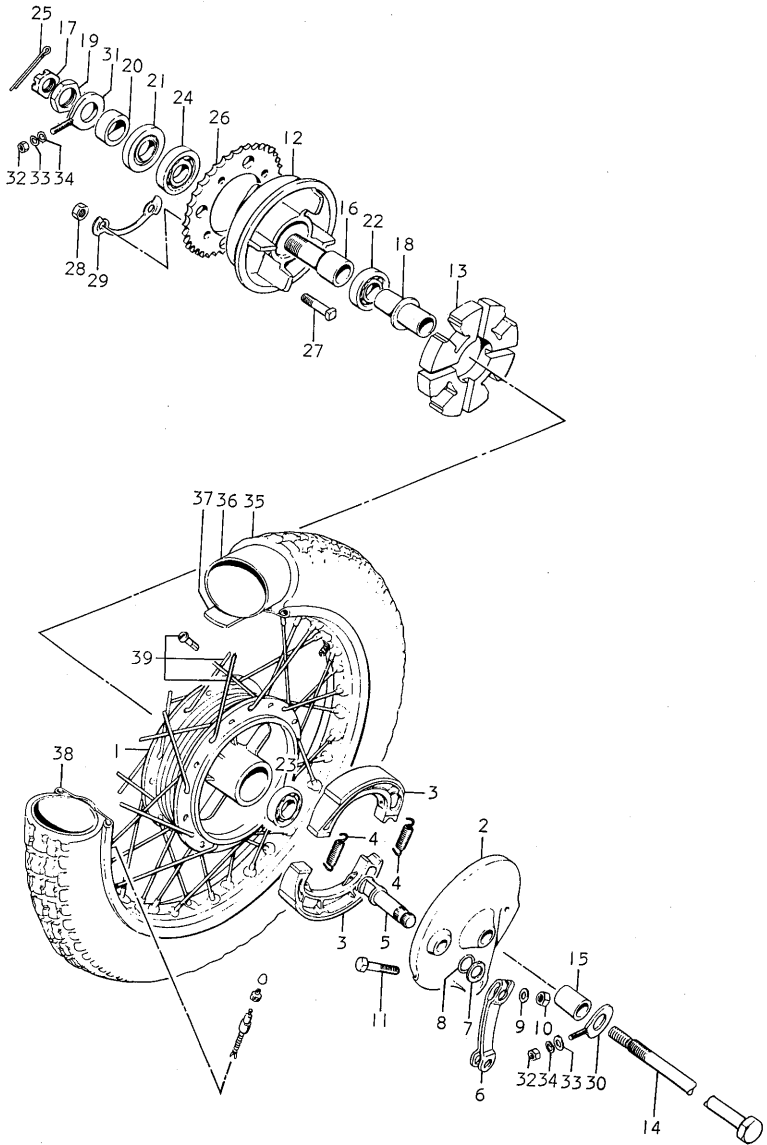


FIG. 41 REAR WHEEL (A50,2,L,M)

Ref.No.	Part No.	Description	Q'ty				Remarks
			I	2	L	M	
23	08143-63010	BEARING, hub RH	1	1	1	1	
24	08113-62030	BEARING, sprocket drum	1	1	1	1	
25	04111-20308	COTTER PIN	1	1	1	1	
26-1	64511-01780	SPROCKET, rear	1	1	Δ	Δ	#420, NT:32, Δ:OPT
26-2	64511-01739	SPROCKET, rear	Δ	Δ	1	1	#420, NT:37, Δ:OPT
26-3	64511-01770	SPROCKET, rear	1	1	-	-	#420, NT:30
26-4	64511-27710	SPROCKET, rear	-	-	1	1	#420, NT:30
26-5	64511-01790	SPROCKET, rear	1	1	-	-	#420, NT:31
26-6	64511-27720	SPROCKET, rear	-	-	1	1	#420, NT:31
26-7	64511-01741	SPROCKET, rear	1	1	1	1	#420, NT:33
26-8	64511-01751	SPROCKET, rear	1	1	1	1	#420, NT:34
26-9	64511-01970	SPROCKET, rear	1	1	1	1	#420, NT:35
27	09105-08001	BOLT	4	4	4	4	
28	08312-11088	NUT	4	4	4	4	
29	09169-08011	WASHER	2	2	2	2	
30-1	61411-01602	ADJUSTER, RH chain	1	1	1	-	
30-2	61411-01002	ADJUSTER, RH chain	-	-	-	1	from 61411-01602
31-1	61421-01602	ADJUSTER, LH chain	1	1	1	-	
31-2	61421-01002	ADJUSTER, LH chain	-	-	-	1	from 61421-01602
32	08311-11068	NUT	2	2	2	2	
33	08322-21068	WASHER	2	2	2	2	
34	08321-21068	LOCK WASHER	2	2	2	2	
35	65100-01011	TIRE, rear	1	1	1	1	2.25-17
36	55200-01011	TUBE, inner	1	1	1	1	2.25-17
37	55261-01010	PROTECTOR, inner tube	1	1	1	1	18x17
38	55311-01020	RIM, wheel	1	1	1	1	1.20x17
39	65301-01817	SPOKE SET, rear	1	1	1	1	

OPT

FIG.42 REAR WHEEL (A50B)

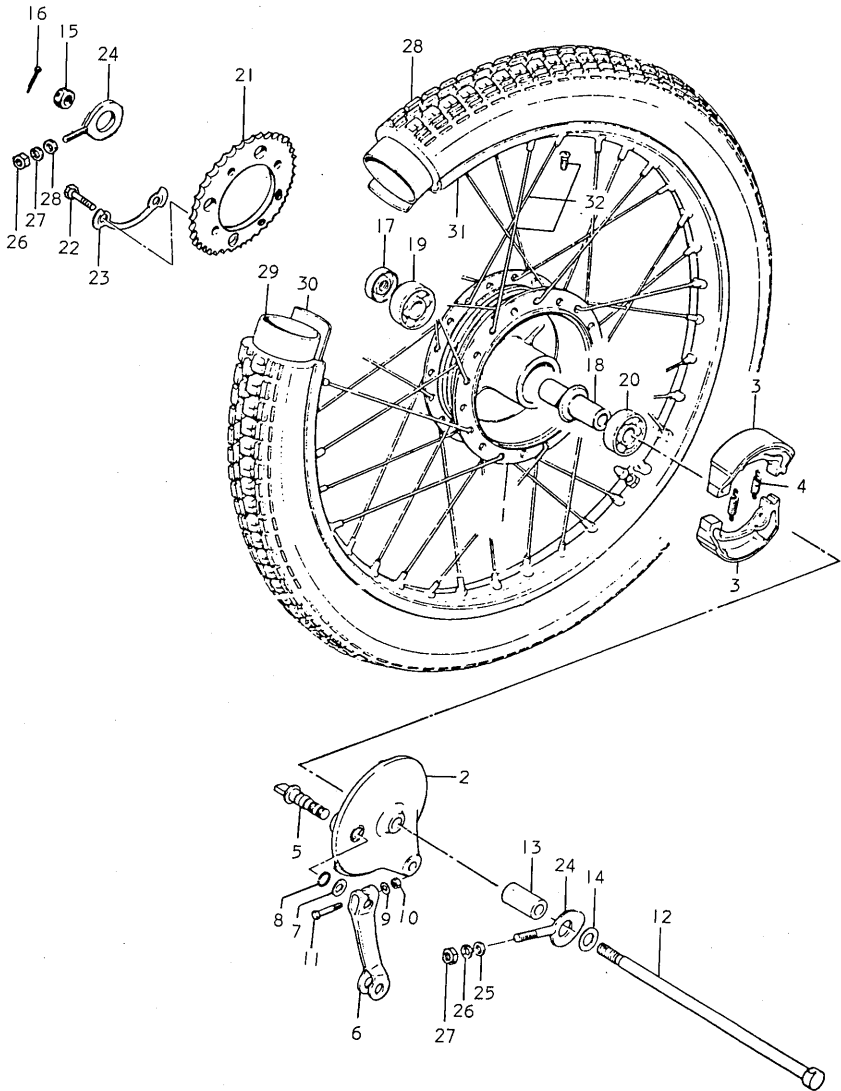


FIG.42 REAR WHEEL (A50B)

Ref.No.	Part No.	Description	Q'ty B	Remarks
1	64110-46100	DRUM, rear hub	1	
2	64210-46100	PANEL, rear hub	1	
3	54410-43000	SHOE, brake	2	
4	09443-07001	SPRING, brake shoe	2	
5	54441-29300	SHAFT, brake cam	1	
6	64451-46100	LEVER, rear brake cam	1	
7	09160-14001	WASHER	1	12.5x20x1
8	09280-14003	O RING	1	
9	08322-21068	WASHER	1	
10	08310-11068	NUT	1	
11	09100-06078	BOLT, brake cam lever	1	
12	64711-43000	AXLE, rear	1	
13	09160-12012	WASHER	1	
14	08314-31128	NUT	1	
15	04111-30308	COTTER PIN	1	
16	09180-12005	SPACER, rear axle RH	1	
17	09180-12078	SPACER, rear hub bearing	1	
18	64750-22600	SPACER, rear axle LH	1	
19	08143-63010	BEARING, rear hub RH	1	
20	08123-63010	BEARING, rear hub LH	1	
21-1	64511-22300	SPROCKET, rear	1	NT:37
21-2	64511-01970	SPROCKET, rear	1	NT:35 OPT
22	09100-08140	BOLT	4	
23	09169-08011	WASHER	2	

FIG.42 REAR WHEEL (A50B)

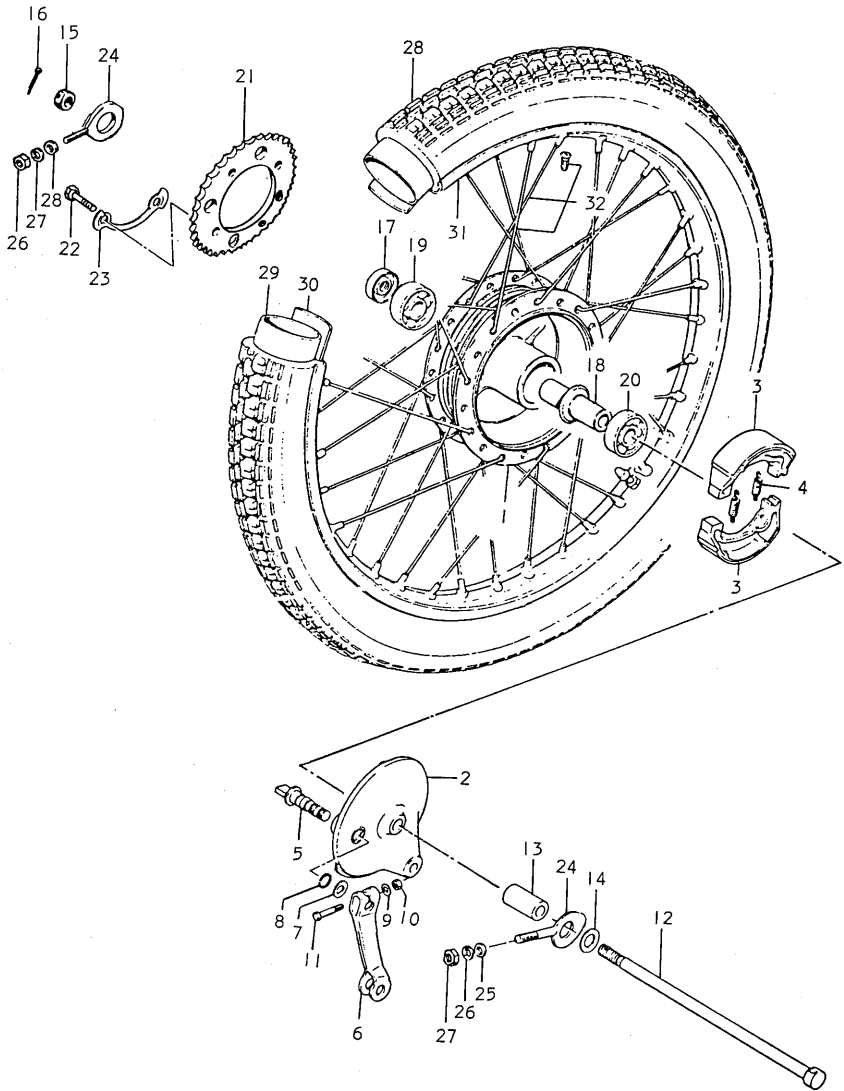


FIG.42 REAR WHEEL (A50B)

Ref.No.	Part No.	Description	Q'ty B	Remarks
24	61411-01002	ADJUSTER, chain	2	
25	08322-21068	WASHER	2	
26	08321-21068	LOCK WASHER	2	
27	08310-11068	NUT	2	
28	65100-01011	TIRE	1	2.75-17 4PR
29	55200-01011	TUBE, inner	1	2.75/3.00-17
30	55261-01010	PROTECTOR, inner tube	1	
31	55311-01020	RIM, wheel	1	
32	65301-01817	SPOKE SET	1	

FIG.43 OPTIONAL (A50,2,L,M)

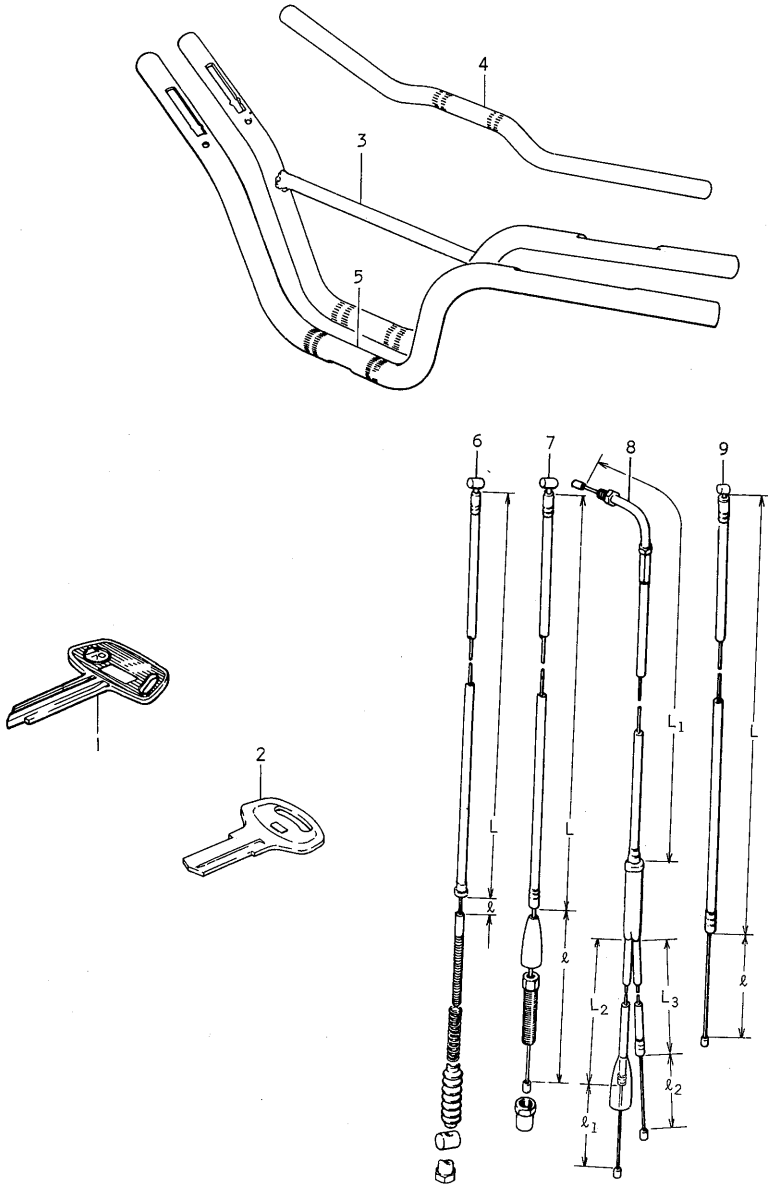




FIG.43 OPTIONAL (A50,2,L,M)

Ref.No.	Part No.	Description	Q'ty				Remarks
			1	2	L	M	
1-1	37145-07700	BLANK KEY, slotted	1	-	-	-	
1-2	37146-07700	BLANK KEY, slotted	1	-	-	-	
1-3	37147-07700	BLANK KEY, slotted	1	-	-	-	
1-4	37148-07700	BLANK KEY, slotted	1	-	-	-	
1-5	37145-25700	BLANK KEY	-	1	-	-	
2	37145-19710	BLANK KEY	-	1	1	1	
3-1	56110-05300	HANDLEBAR	1	-	-	-	Braced Handlebar 22φ
3-2	56110-12700	HANDLEBAR	1	-	-	-	Braced Handlebar 19φ
4-1	56111-12730	HANDLEBAR	1	-	-	-	Flat 22φ
4-2	56111-05700	HANDLEBAR	1	-	-	-	Flat 19φ
5-1	56111-12740	HANDLEBAR	1	-	-	-	Semi-Western 22φ
5-2	56111-05720	HANDLEBAR	1	-	-	-	Semi-Western 19φ
6-1	58100-03751	CABLE ASSY, brake	1	-	-	-	For flat L:960 λ:105
6-2	58100-03731	CABLE ASSY, brake	1	-	-	-	For Semi-Western L:1020, λ:105
7-1	58200-07001	CABLE ASSY, clutch	1	-	-	-	For Flat L:880 λ:91
7-2	58200-05000	CABLE ASSY, clutch	1	-	-	-	For Semi-Western L:940, λ:91
8-1	58300-05720	CABLE ASSY, throttle	1	-	-	-	For Flat L <sub>1</sub> :460 L <sub>2</sub> :335, L <sub>3</sub> :250 λ <sub>1</sub> :108, λ <sub>2</sub> :50
8-2	58300-05000	CABLE ASSY, throttle	1	-	-	-	For Semi-Western L <sub>1</sub> :500, L <sub>2</sub> :335, L <sub>3</sub> :250, λ <sub>1</sub> :112, λ <sub>2</sub> :49
9-1	58410-01002	CABLE, starter	1	-	-	-	For Flat L:770, λ:63
9-2	58410-01751	CABLE, starter	1	-	-	-	For Semi-Western L:890, λ:63

FIG.44 OPTIONAL

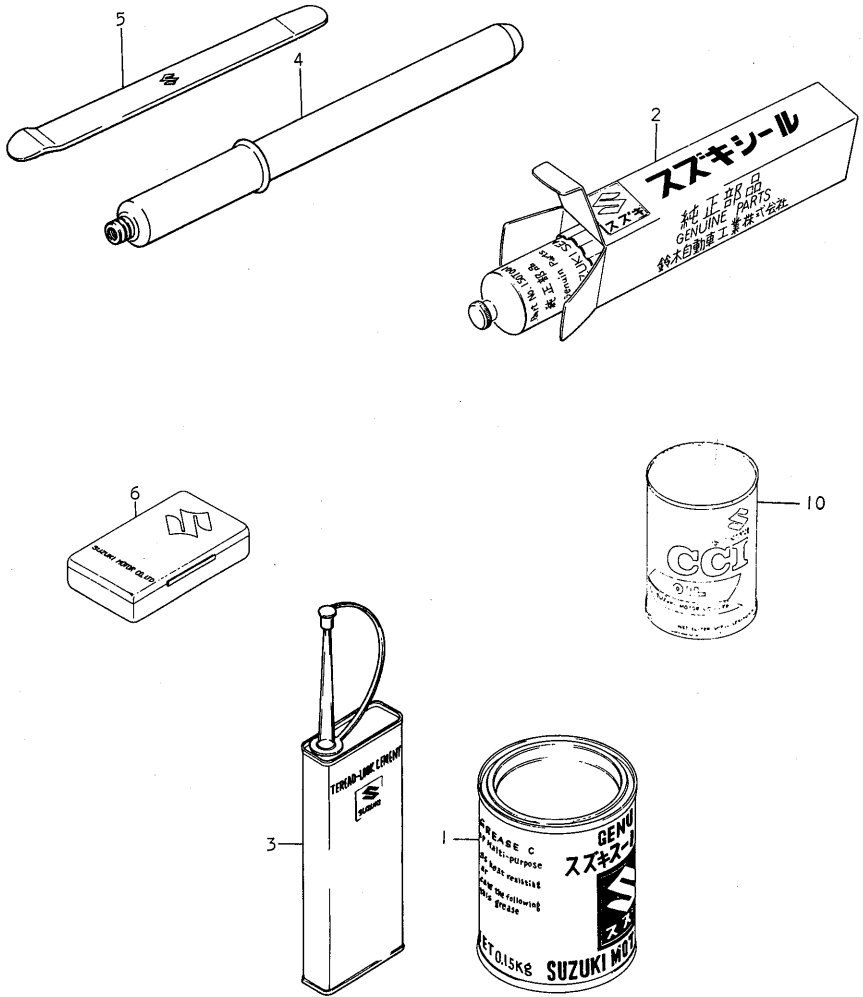


FIG.44 OPTIONAL

Ref.No.	Part No.	Description	Q'ty					Remarks
			I	2	L	M	B	
1	99000-25030	GREASE, super	1	1	1	1	1	
2	99000-31010	GASKET, liquid	1	1	1	1	1	
3	99000-32040	CEMENT, thread	1	1	1	1	1	
4-1	09821-00002	AIR INFLATOR	1	1	1	-	-	to 09821-00004
4-2	09821-00004	AIR INFLATOR	-	-	-	1	1	
5	09825-00002	TIRE LEVER	2	2	2	2	2	
6	09826-00001	TOOL SET, repairing	1	1	1	1	1	
7-1	99000-21145	SUZUKI CCI OIL	1	1	1	1	1	1ℓx24
7-2	99000-21021	SUZUKI CCI OIL	1	1	1	1	1	4ℓx6
7-3	99000-21150	SUZUKI CCI OIL	1	1	1	1	1	200ℓ
7-4	99000-21250	SUZUKI CCI SUPER OIL	1	1	1	1	1	1ℓx24
7-5	99000-21260	SUZUKI CCI SUPER OIL	1	1	1	1	1	4ℓx6

FIG.45 OPTIONAL

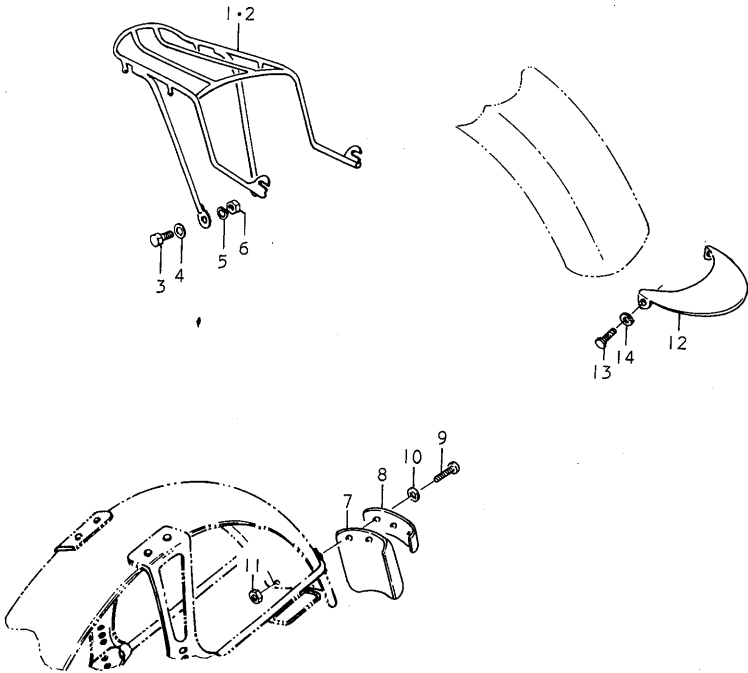


FIG.45 OPTIONAL

Ref.No.	Part No.	Description	Q'ty					Remarks
			I	2	L	M	B	
1-1	46310-22200	CARRIER, sports	-	1	1	-	-	
1-2	46310-22500	CARRIER, sports	-	-	-	1	-	
2	46310-22602	CARRIER, sports	-	-	-	-	1	
3	01101-06128	BOLT	-	2	2	2	2	
4	08322-21068	WASHER	-	2	2	2	2	
5	08321-21068	LOCK WASHER	-	2	2	2	2	
6	08310-11068	NUT	-	2	2	2	2	
7-1	53311-01200	FLAP, front fender mud	-	1	1	-	-	to 53311-40000
7-2	53311-40000	FLAP, front fender mud	-	-	-	1	1	
8	53321-09100	PLATE, mud flap	-	1	1	1	1	
9	02112-04108	SCREW	-	3	3	3	3	
10	08322-21048	WASHER	-	6	6	6	6	
11	08310-21048	NUT	-	3	3	3	3	from 08311-31048
12	63310-12701	PLATE, rear fender extension	-	1	1	1	1	
13	01101-05108	BOLT	-	2	2	2	2	
14	08321-21058	LOCK WASHER	-	2	2	2	2	
15	11400-26820	GASKET SET	-	1	1	1	1	

FIG.46 OPTIONAL

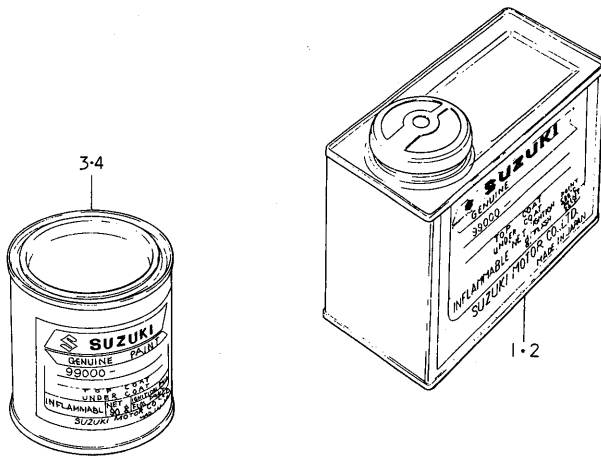


FIG.46 OPTIONAL

Ref.No.	Part No.	Description	Q'ty					Remarks
			I	2	L	M	B	
1-1	99000-10105-019	PAINT (BLACK)						500g
1-2	99000-10105-061	PAINT (PERMANENT RED)		-	-	-	-	
1-3	99000-10205-078	PAINT (CANDY RED)		-	-	-	-	
1-4	99000-10205-079	PAINT (CANDY BLUE)		-	-	-	-	
1-5	99000-10205-126	PAINT (PEARL METALLIC)				-		
2-1	99000-10205-138	PAINT (CANDY ORANGE)	-			-	-	
2-2	99000-10105-186	PAINT (POP GREEN)	-			-	-	
2-3	99000-10105-291	PAINT (BLACK SEMI-GLOSS)	-	-	-	-		
2-4	99000-10205-797	PAINT (MAUI BLUE METALLIC)	-	-	-		-	
2-5	99000-10205-798	PAINT (COLORADO ORANGE METALLIC)	-	-		-	-	
2-6	99000-10205-00R	PAINT (RIP MAROON METALLIC)	-	-	-		-	
2-7	99000-10205-00U	PAINT (CANDY ROSE)	-	-	-	-		
2-8	99000-10205-05H	PAINT (CANDY FLORIDA BLUE)	-	-	-	-		
3-1	99000-10109-019	PAINT (BLACK)				-		90g
3-2	99000-10109-061	PAINT (PERMANENT RED)		-	-	-	-	
3-3	99000-10209-078	PAINT (CANDY RED)		-	-	-	-	
3-4	99000-10209-079	PAINT (CANDY BLUE)		-	-	-	-	
3-5	99000-10209-126	PAINT (PEARL METALLIC)				-		
4-1	99000-10209-138	PAINT (CANDY ORANGE)	-			-	-	
4-2	99000-10109-186	PAINT (POP GREEN)	-			-	-	
4-3	99000-10109-291	PAINT (BLACK SEMI-GLOSS)	-	-	-	-		
4-4	99000-10209-797	PAINT (MAUI BLUE METALLIC)	-	-	-		-	
4-5	99000-10209-798	PAINT (COLORADO ORANGE METALLIC)	-	-		-	-	
4-6	99000-10209-00R	PAINT (RIP MAROON METALLIC)	-	-	-		-	
4-7	99000-10209-00U	PAINT (CANDY ROSE)	-	-	-	-		
4-8	99000-10209-05H	PAINT (CANDY FLORIDA BLUE)	-	-	-	-		







SUZUKI A50 for E2

FOREWORD

This parts catalogue contains the parts for exclusive use of the SUZUKI A50 of E2 spec. specially designed for your market.

Concerning parts unlisted in this parts catalogue, refer to the standard SUZUKI A50 E1 parts catalogue.

FIG.47 FOR YOUR MARKET (E2)

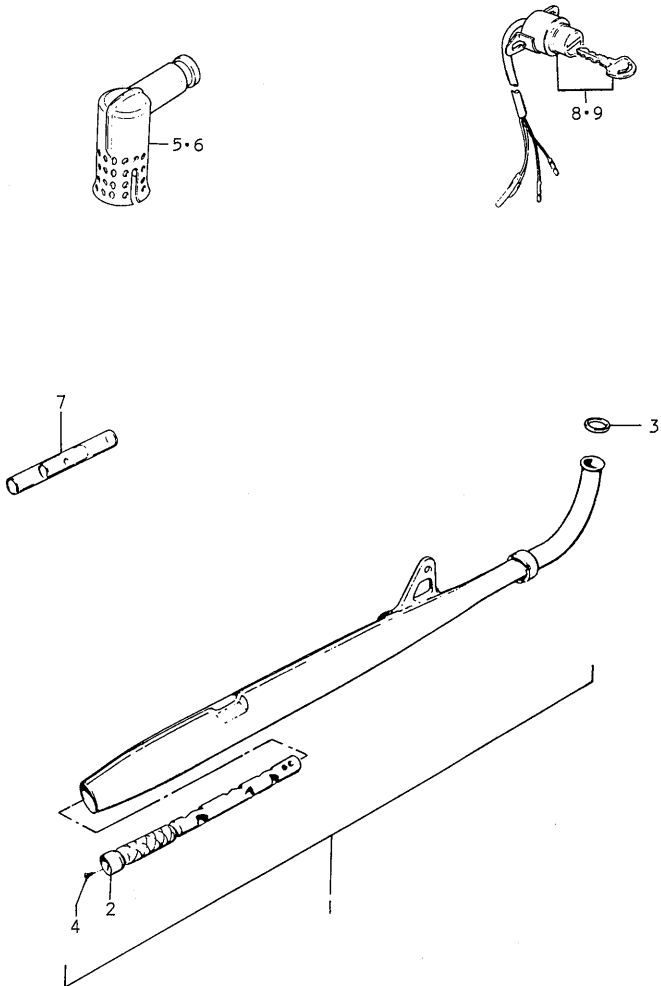


FIG.47 FOR YOUR MARKET (E2)

Ref.No.	Part No.	Description	Q'ty		Remarks
			M	B	
1	14301-22301	MUFFLER ASSY	-	1	
2	14510-05003	·PIPE, baffle	-	1	
3	14182-05000	·CLAMP, exhaust pipe	-	1	
4	02112-05068	·SCREW, baffle pipe	-	1	
5	33510-22600	CAP, spark plug	1	-	to 33510-22610
6	33510-22610	CAP, spark plug	-	1	
7	37132-03000	CONNECTOR, magneto lead wire	2	-	
8	37110-22612	SWITCH ASSY, ignition	1	-	
9	37110-22620	SWITCH ASSY, ignition	-	1	

FIG.48 FOR YOUR MARKET (E2)

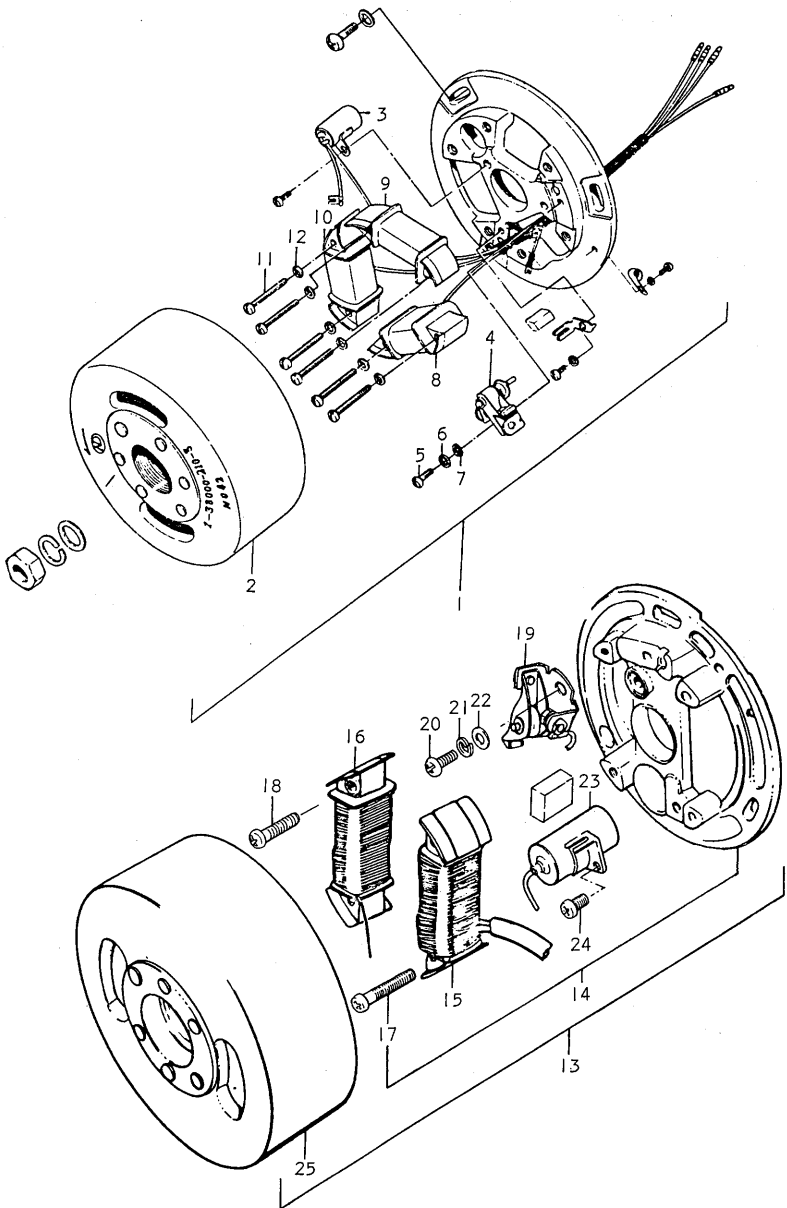


FIG.48 FOR YOUR MARKET (E2)

Ref.No.	Part No.	Description	Q'ty		Remarks
			M	B	
1	32100-03620	MAGNETO ASSY	1	-	
2	32102-03620	• ROTOR	1	-	
3	32341-25690	• CONDENSER	1	-	
4	32240-12020	• CONTACT POINT ASSY	1	-	
5	02311-04128	• SCREW	1	-	
6	08321-21048	• LOCK WASHER	1	-	
7	08322-21048	• WASHER	1	-	
8	32140-03620	• PRIMARY COIL	1	-	
9	32120-03620	• LIGHTING COIL	1	-	
10	32130-03620	• LIGHTING COIL	1	-	
11	02111-04308	• SCREW	6	-	
12	08321-21048	• LOCK WASHER	6	-	
13	32100-48630	MAGNETO ASSY	-	1	
14	32101-48630	• STATOR ASSY	-	1	
15	32140-48630	•• COIL, primary	-	1	
16	32120-48630	•• COIL, lighting	-	1	
17	02111-04258	•• SCREW	-	2	
18	02111-04208	•• SCREW	-	2	
19	32240-03120	•• POINT, contact	-	1	
20	09125-04001	•• SCREW	-	1	
21	08321-21048	•• LOCK WASHER	-	1	
22	08322-21048	•• WASHER	-	1	
23	32341-03020	•• CONDENSER	-	1	
24	02112-05088	•• SCREW	-	1	
25	32102-48630	• ROTOR	-	1	

FIG.49 FOR YOUR MARKET (E2)

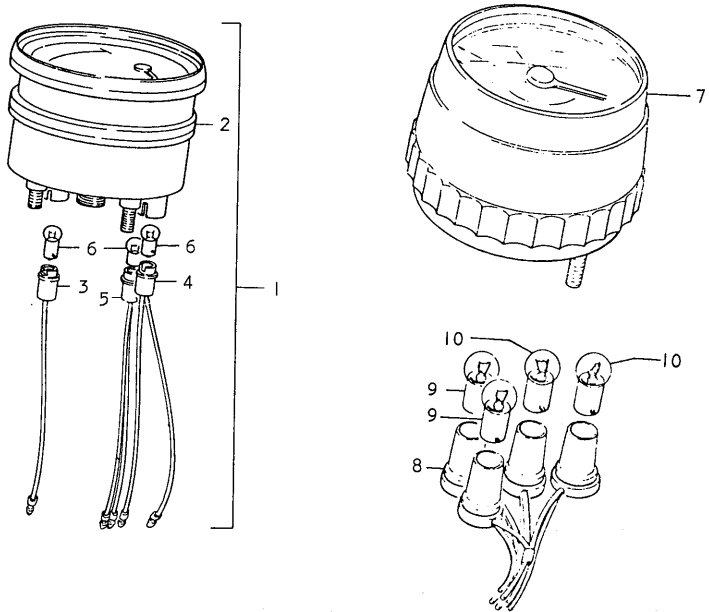


FIG.49 FOR YOUR MARKET (E2)

Ref.No.	Part No.	Description	Q'ty			Remarks
			L	M	B	
1	34100-05600-999	SPEEDOMETER ASSY	1	-	-	
2	34181-03012	•GASKET	1	-	-	
3	34173-01010	•SOCKET, pilot lamp	1	-	-	
4	34179-01010	•SOCKET, neutral lamp	1	-	-	
5	34175-05010	•SOCKET, turn signal	1	-	-	
6	09471-06001	BULB	3	-	-	
7	34100-22620	SPEEDOMETER ASSY	-	-	1	
8	34170-26600	•SOCKET ASSY	-	-	1	
9	09471-06002	•BULB	-	-	2	6V, 3W
10	09471-06001	•BULB	-	-	2	6V, 1.7W





FIG.50 FOR YOUR MARKET (E2)

Ref.No.	Part No.	Description	Q'ty			Remarks
			L	M	B	
1	35100-22620	HEADLAMP ASSY	1	-	-	
2	35111-22320	·RIM	1	-	-	
3	35124-22020	·LENS	1	-	-	
4	35125-22020	·GASKET	1	-	-	
5	35171-12221	·SOCKET	1	-	-	
6	02111-03087	·SCREW	1	-	-	
7	35128-22020	·CLAMP	1	-	-	
8	09471-06028	·BULB	1	-	-	6V, 18/18W
9	35100-25620	HEADLAMP ASSY	-	1	1	
10	35123-25620	·REFLECTOR	-	1	1	
11	35171-25620	·SOCKET	-	1	1	
12	36118-25620	·SOCKET, parking	-	1	1	
13	36116-08421	·SEAL, socket	-	1	1	
14	09471-06002	·BULB	-	1	1	
15	09471-06015	·BULB	-	1	1	
16	36852-15670	LEAD WIRE, headlamp	-	-	1	
17	36510-22620	RESISTOR ASSY	-	-	1	

FIG.51 FOR YOUR MARKET (E2)

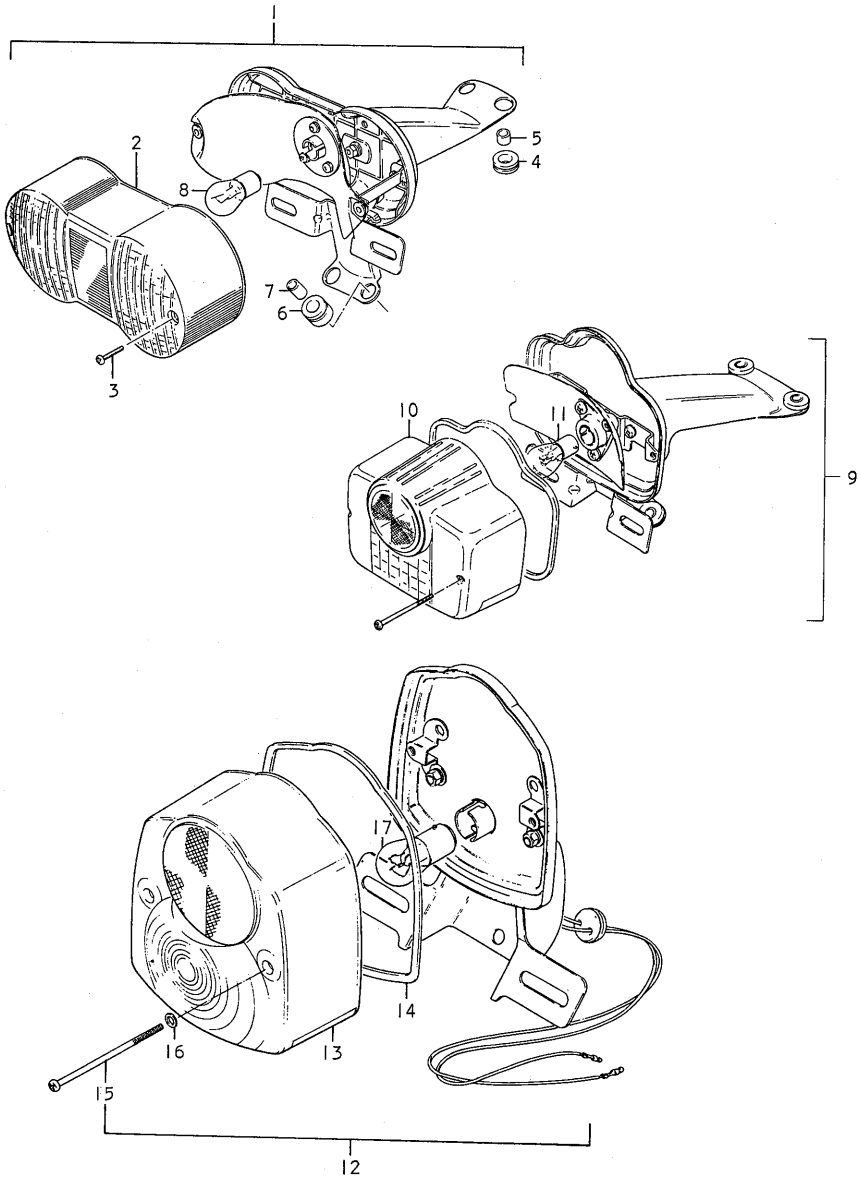


FIG.51 FOR YOUR MARKET (E2)

Ref.No.	Part No.	Description	Q'ty			Remarks
			L	M	B	
1	35710-22621	LAMP ASSY, rear combination	1	-	-	
2	35712-27660	·LENS	1	-	-	to 35712-27670
3	02111-04207	·SCREW	2	-	-	
4	35765-15010	·CUSHION	2	-	-	
5	35766-15010	·SPACER	2	-	-	
6	35765-22210	·CUSHION	2	-	-	
7	35766-22210	·SPACER	2	-	-	
8	09471-06034	·BULB (Executed locally)	1	-	-	└ 6V, 21/5W └ PHILIPS/HELLA KI5826
9	35710-23010	LAMP ASSY, rear combination	-	1	-	
10	35712-27630	·LENS	-	1	-	
11	09471-06009	·BULB	-	1	-	6V, 21/3cp
12	35710-22650-999	LAMP ASSY, rear combination	-	-	1	
13	35712-46620	·LENS	-	-	1	
14	35713-46620	·GASKET	-	-	1	
15	02111-04508	·SCREW	-	-	2	
16	35627-43010	·GASKET	-	-	2	
17	09471-06034	BULB (Executed locally)	-	-	1	6V, 21/5W

FIG.52 FOR YOUR MARKET (E2)

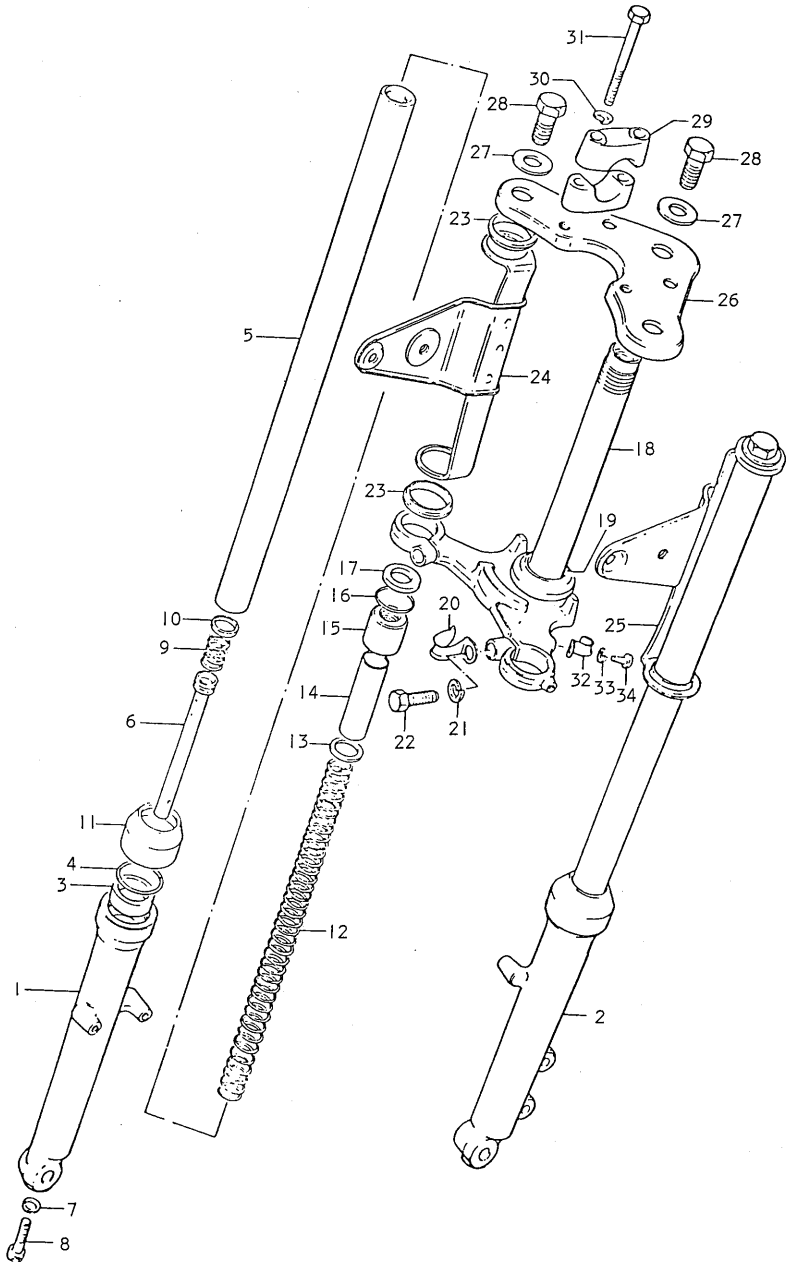


FIG.52 FOR YOUR MARKET (E2)

Ref.No.	Part No.	Description	Q'ty B	Remarks
	51100-23680-291	FORK ASSY, front	1	
1	51131-23680	•OUTER TUBE, RH	1	
2	51141-23680	•OUTER TUBE, LH	1	
3	51153-46100	•OIL SEAL	2	
4	51156-46100	•STOPPER RING, oil seal	2	
5	51110-23640	•FORK PIPE	2	
6	51146-23640	•SEAT PIPE	2	
7	51148-31030	•GASKET	2	
8	51147-31030	•BOLT	2	
9	51177-46100	•REBOUND SPRING	2	
10	51196-46100	•PISTON RING	2	
11	51571-46100	•DUST SEAL	2	
12	51171-23640	•SPRING	2	
13	51192-46100	•SEAT, spring	2	
14	51176-46100	•COLOR, spring	2	
15	51172-46100	•SEAT, spring	2	
16	51169-46100	•STOPPER RING	2	
17	51181-22030	•GASKET	2	
18	51410-23640	•STEERING STEM	1	
19	51622-20001	••OUTER RACE	1	
20	51452-08030	•CLIP	1	
21	08321-21108	•LOCK WASHER	2	
22	01104-10308	•BOLT	2	
23	51553-46100	•CUSHION	4	

FIG.52 FOR YOUR MARKET (E2)

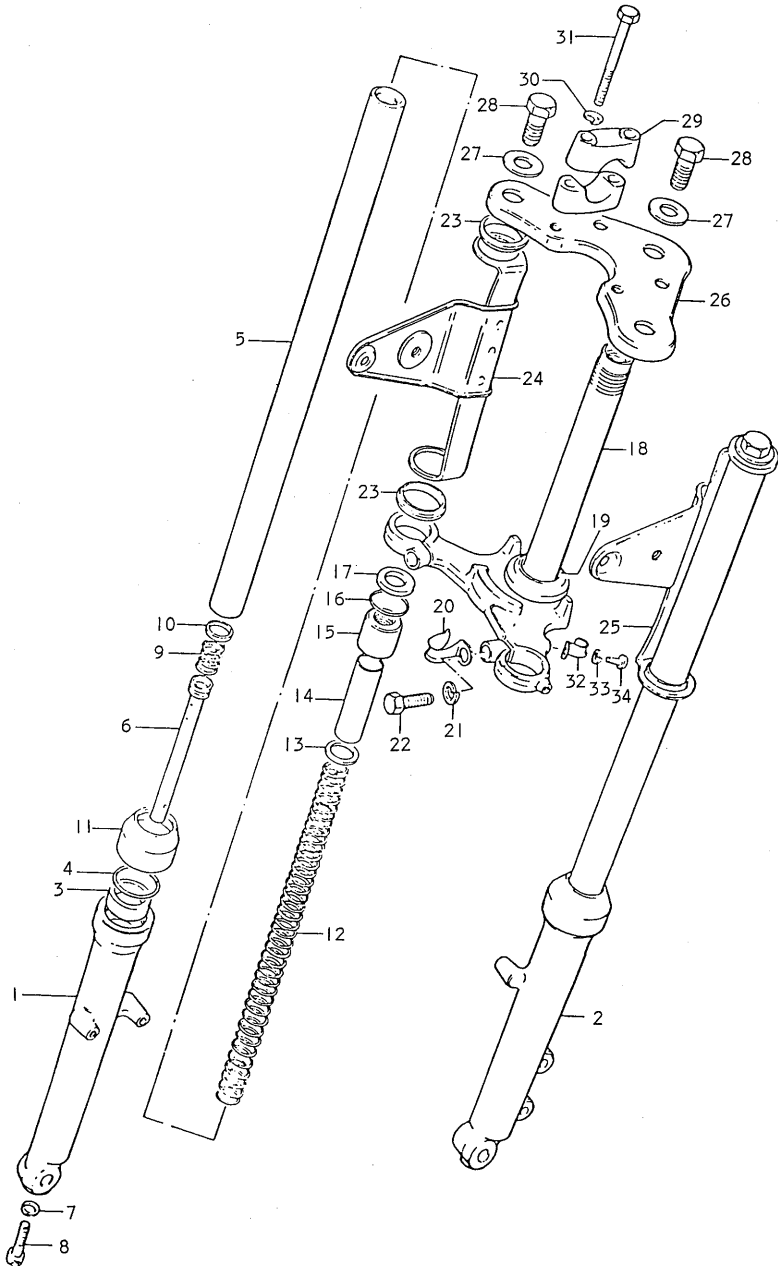


FIG.52 FOR YOUR MARKET (E2)

Ref.No.	Part No.	Description	Q'ty E	Remarks
24	51530-23640-291	·BRACKET, headlamp RH	1	
25	51540-23640-291	·BRACKET, headlamp LH	1	
26	51310-23640-291	·STEERING STEM HEAD	1	
27	51357-22030	·WASHER	3	
28	51352-46100	·BOLT	3	
29	56211-27200-291	·HOLDER, handle	4	
30	08321-21088	·LOCK WASHER	4	
31	01104-08558	·BOLT	4	
32	51542-05130	·CLIP	1	
33	08321-21068	·LOCK WASHER	1	
34	02112-06128	·SCREW	1	

FIG.53 FOR YOUR MARKET (E2)

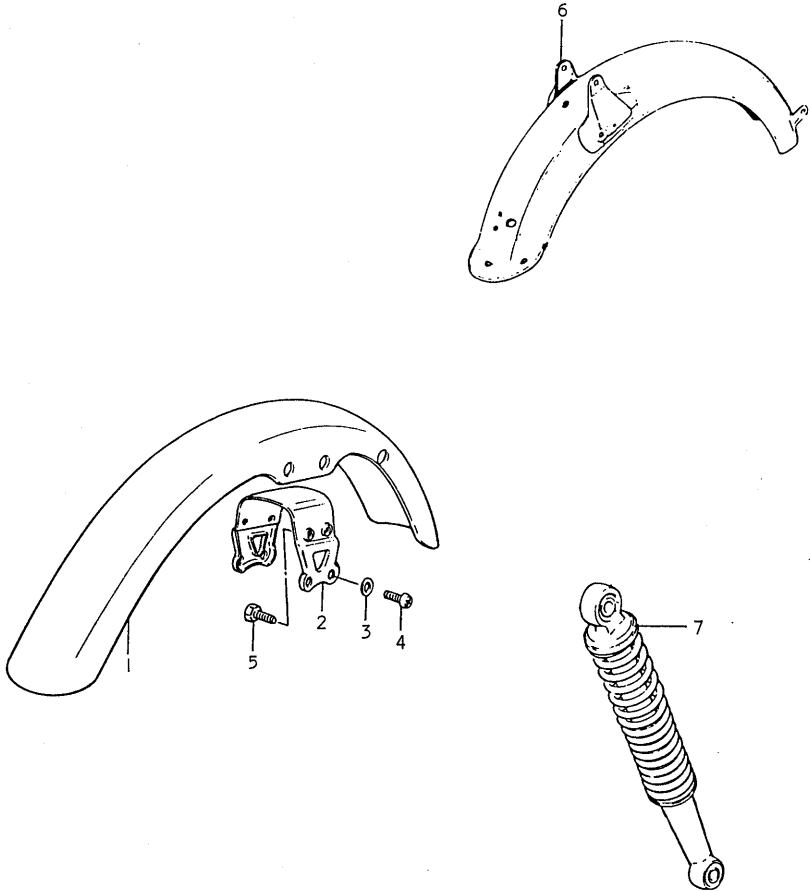




FIG.53 FOR YOUR MARKET (E2)

Ref.No.	Part No.	Description	Q'ty B	Remarks
1	53111-46630-126	FENDER, front	1	
2	53112-46100	BRACE, fender	1	
3	08322-21068	WASHER	4	
4	02112-06068	SCREW	4	
5	01101-06128	BOLT	4	
6	63110-22619-126	FENDER, rear	1	
7	62100-22610	ABSORBER, rear shock	2	





## SUZUKI A50 for E4

### FOREWORD

This parts catalogue contains the parts for exclusive use of the SUZUKI A50 of E4 spec. specially designed for your market.

Concerning parts unlisted in this parts catalogue, refer to the standard SUZUKI A50 E1 parts catalogue.

FIG.54 FOR YOUR MARKET (E4)

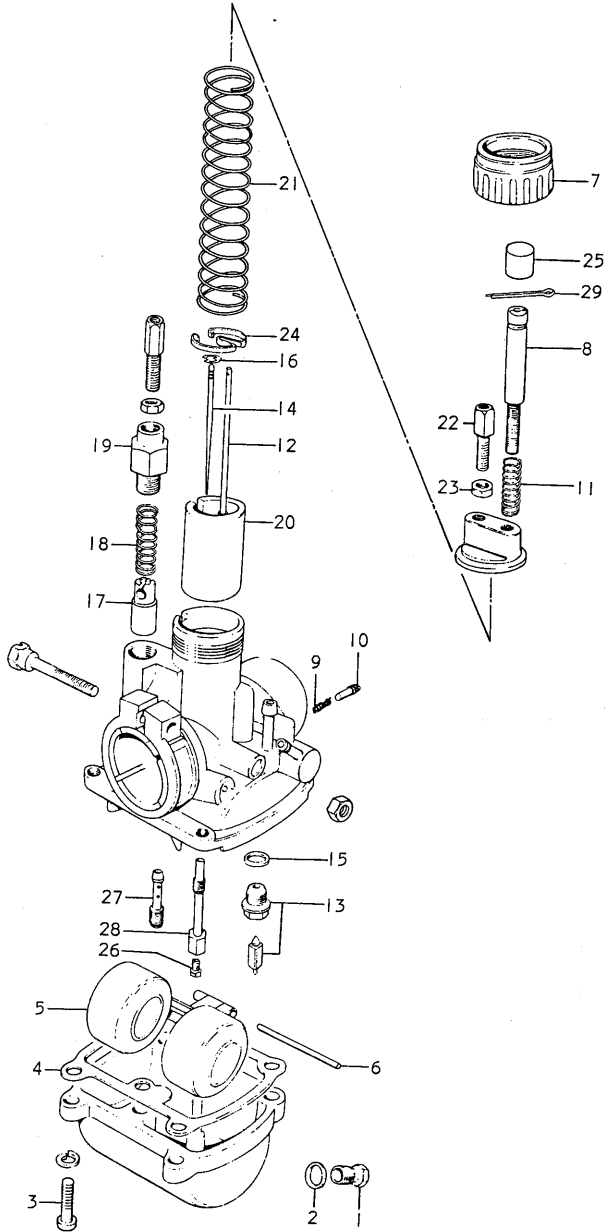


FIG.54 FOR YOUR MARKET (E4)

Ref.No.	Part No.	Description	Q'ty		Remarks
			L	M	
	13200-22630	CARBURETOR ASSY	1	1	
1	13247-05010	•PLUG, drain	1	1	
2	13249-05010	•GASKET, drain	1	1	
3	13248-05110	•SCREW	4	4	
4	13251-01010	•GASKET, float chamber	1	1	
5	13252-06110	•FLOAT	1	1	
6	13254-11010	•PIN, float	1	1	
7	13265-05010	•CAP, mixing chamber	1	1	
8	13267-05010	•SCREW, throttle valve stop	1	1	
9	13268-01010	•SPRING, air screw	1	1	
10	13269-01010	•SCREW, air	1	1	
11	13268-05010	•SPRING, throttle valve stop screw	1	1	
12	13296-05010	•ROD, throttle valve stop	1	1	
13	13370-01011	•VALVE ASSY, needle	1	1	to 13370-35620
14	13383-19011	•NEEDLE, jet	1	1	3F3-3
15	13392-01010	•GASKET, valve seat	1	1	
16	13394-01010	•CLIP, needle	1	1	
17	13411-01010	•PLUNGER, starter	1	1	
18	13417-01010	•SPRING, plunger	1	1	

FIG.54 FOR YOUR MARKET (E4)

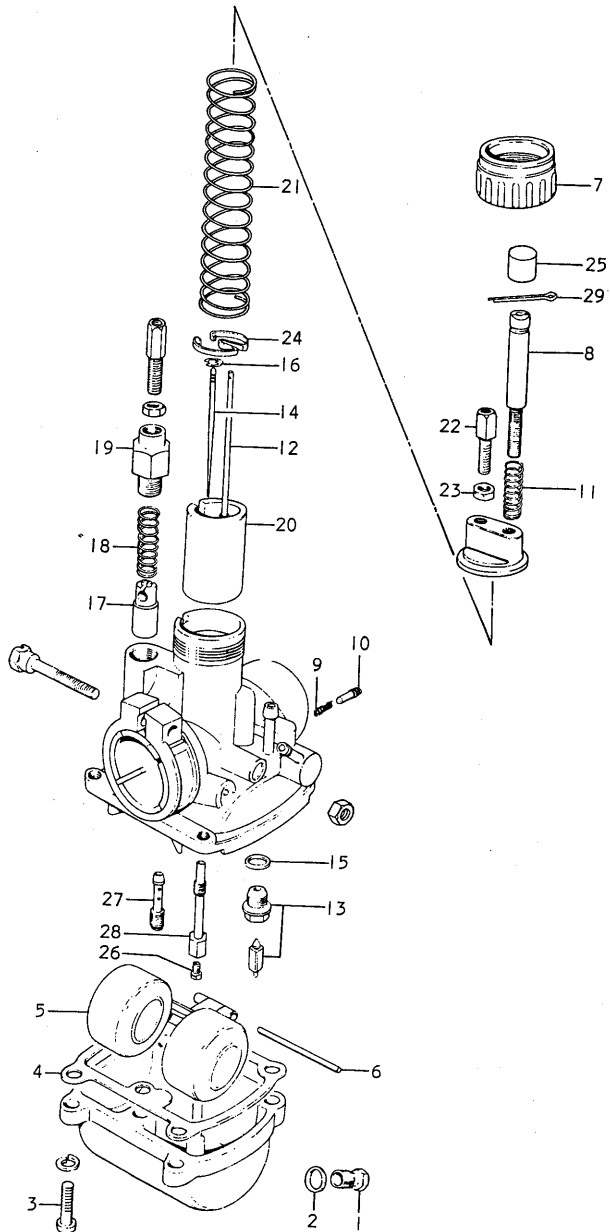


FIG.54 FOR YOUR MARKET (E4)

Ref.No.	Part No.	Description	Q'ty		Remarks
			L	M	
19	13418-03110	·CAP, plunger	1	1	
20	13551-22630	·VALVE, throttle	1	1	CA:2.5
21	13573-05010	·SPRING, throttle valve	1	1	
22	13577-03010	·ADJUSTER, cable	2	2	
23	13661-03010	·NUT	2	2	
24	13581-01010	·SEAT, spring	1	1	
25	13688-08010	·CAP	1	1	
26	09491-52002	·JET, main	1	1	#52.5
27	09492-17002	·JET, pilot	1	1	#17.5
28-1	09494-00096	·JET, needle	1	1	D-8
28-2	09494-00035	·JET, needle	1	1	E-0, OPT
29	04111-12108	·COTTER PIN	1	1	

FIG.55 FOR YOUR MARKET (E4)

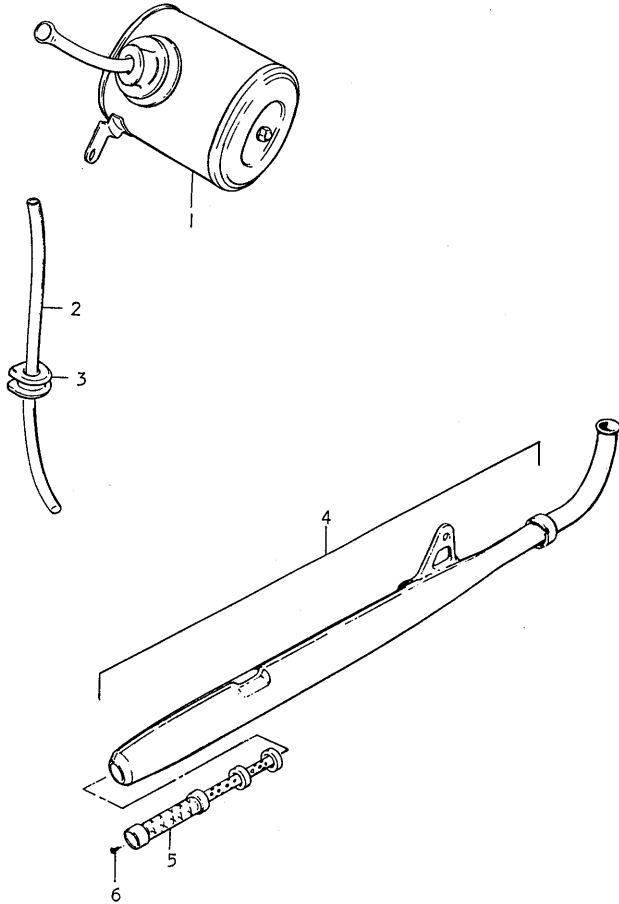




FIG.55 FOR YOUR MARKET (E4)

Ref.No.	Part No.	Description	Q'ty		Remarks
			L	M	
1	09309-04005	GROMMET, air vent hose	1	1	
2	13680-22600	HOSE, air vent	1	1	
3	13700-22600-019	CLEANER ASSY, air	1	1	to 13700-22601-019
4	14301-22641	MUFFLER ASSY	1	1	
5	14510-22640	·PIPE, baffle	1	1	
6	02111-05068	·SCREW	1	1	

FIG.56 FOR YOUR MARKET (E4)

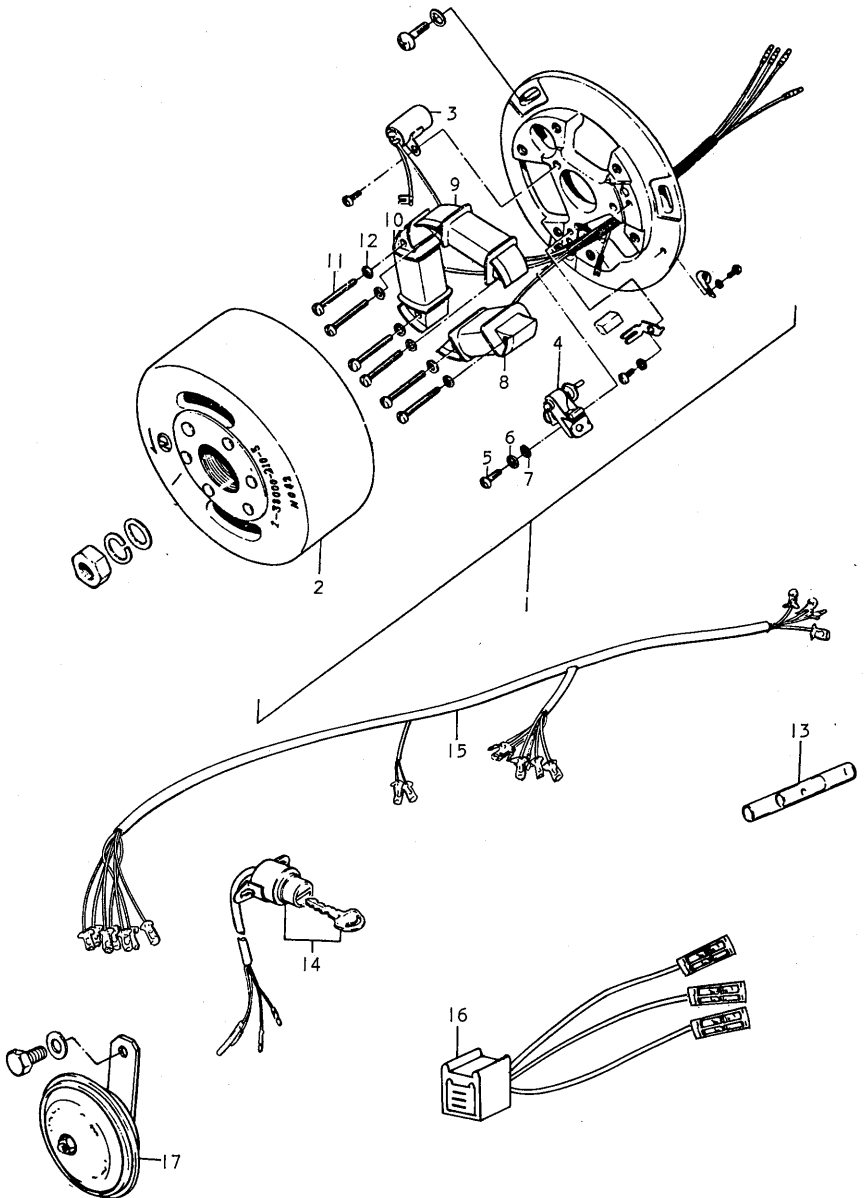


FIG.56 FOR YOUR MARKET (E4)

Ref.No.	Part No.	Description	Q'ty		Remarks
			L	M	
1	32100-03620	MAGNETO ASSY	1	1	
2	32102-03620	·ROTOR	1	1	
3	32341-25690	·CONDENSER	1	1	
4	32240-12020	·POINT ASSY, contact	1	1	
5	02311-04128	·SCREW	1	1	
6	08321-21048	·LOCK WASHER	1	1	
7	08322-21048	·WASHER	1	1	
8	32140-03620	·COIL, primary	1	1	
9	32120-03620	·COIL, lighting (A)	1	1	
10	32130-03620	·COIL, lighting (B)	1	1	
11	02111-04308	·SCREW	6	6	
12	08321-21048	·LOCK WASHER	6	6	
13	37132-03000	CONNECTOR, magneto lead wire	-	2	
14	37110-05671	SWITCH ASSY, ignition	1	-	
15	36610-22204	WIRING HARNESS	1	-	to 36610-22205
16	36875-22000	LEAD WIRE, turn signal	1	-	
17	38500-30640	HORN ASSY	-	1	

FIG.57 FOR YOUR MARKET (E4)

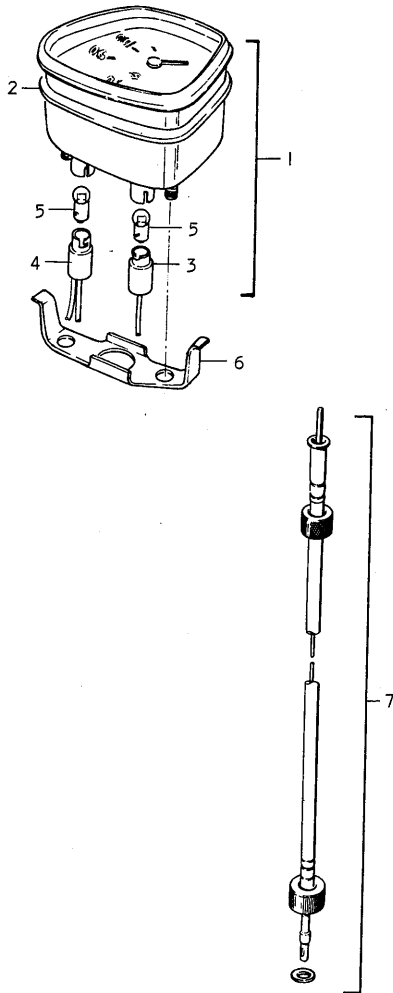


FIG.57 FOR YOUR MARKET (E4)

Ref.No.	Part No.	Description	Q'ty L	Remarks
1	34100-06601-999	SPEEDOMETER ASSY	1	
2	34181-01010	GASKET	1	
3	34173-01010	SOCKET, pilot bulb	1	
4	34179-01010	SOCKET, neutral bulb	1	
5	09471-06001	BULB	2	
6	34951-03000	BRACKET, meter support	1	
7	34910-22330	CABLE ASSY, speedometer	1	

FIG.58 FOR YOUR MARKET (E4)

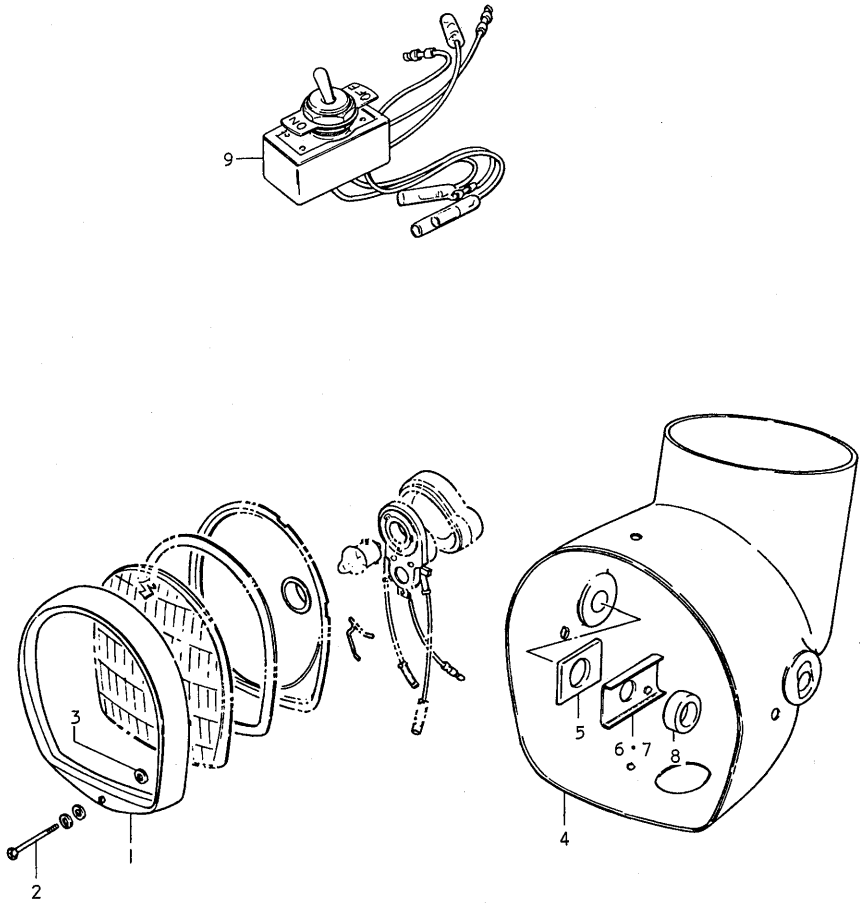


FIG.58 FOR YOUR MARKET (E4)

Ref.No.	Part No.	Description	Q'ty	Remarks
1	35111-03024	RIM	1	
2	35187-03021	SCREW	1	
3	35189-11031	TUBE, headlamp fitting	1	
4	51810-24901-019	HOUSING, headlamp	1	
5	09329-12002	CUSHION	2	
6	09180-08021	SPACER	2	
7	51817-06300	PLATE, housing RH	1	
8	51818-06300	PLATE, housing LH	1	
9	37810-05660	SWITCH ASSY, city lamp	1	

FIG. 59 FOR YOUR MARKET (E4)

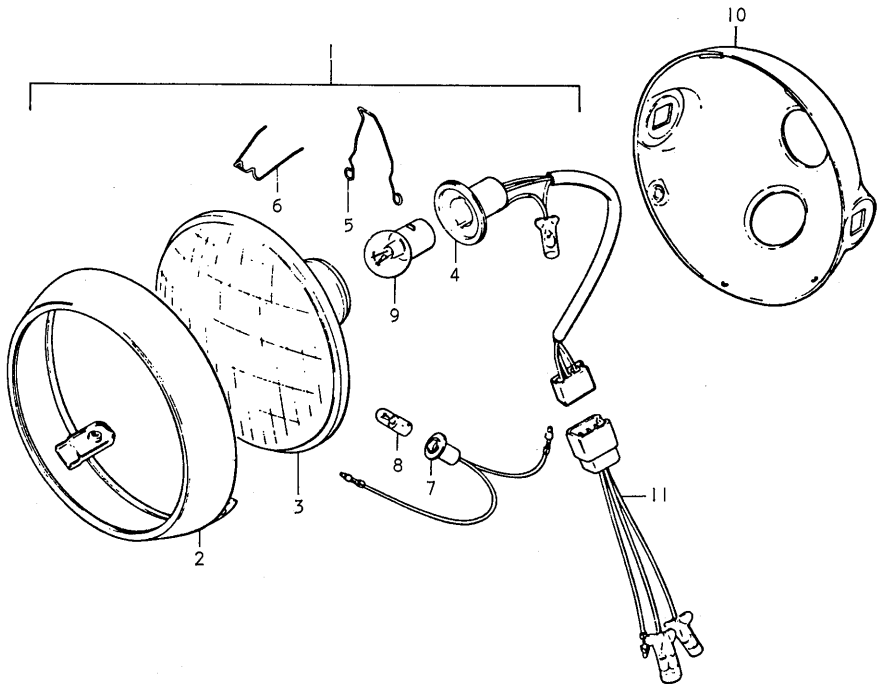




FIG.59 FOR YOUR MARKET (E4)

Ref.No.	Part No.	Description	Q'ty M	Remarks
1	35100-27651-999	HEADLAMP ASSY	1	
(2)	35111-28660	·RIM	1	
(3)	35121-27650	·UNIT	1	
(4)	35171-36640	·SOCKET	1	
(5)	35172-28660	·CLAMP, socket	1	
(6)	35128-28660- <sup>27660</sup>	·CLAMP, unit	1	to 35128-33660
(7)	36118-28660	·SOCKET	1	
(8)	09471- <del>06027</del> <sup>06027</sup>	BULB	1	6V, 4W
(9)	09471-06032	BULB (Executed locally)	1	
10-1	51810-28611-019	HOUSING, headlamp	1	to 51810-28612-019 to 51810-28612-797 to 51810-28612-00R to 51810-28612-00U Used with 51821-36200 (1cp.) 51860-36200 (1cp.) 51827-36200 (2pcs.)
10-2	51810-28611-797	HOUSING, headlamp	1	
10-3	51810-28611-00R	HOUSING, headlamp	1	
10-4	51810-28611-00U	HOUSING, headlamp	1	
11	36852-15670	LEAD WIRE, headlamp	1	

FIG.60 FOR YOUR MARKET (E4)

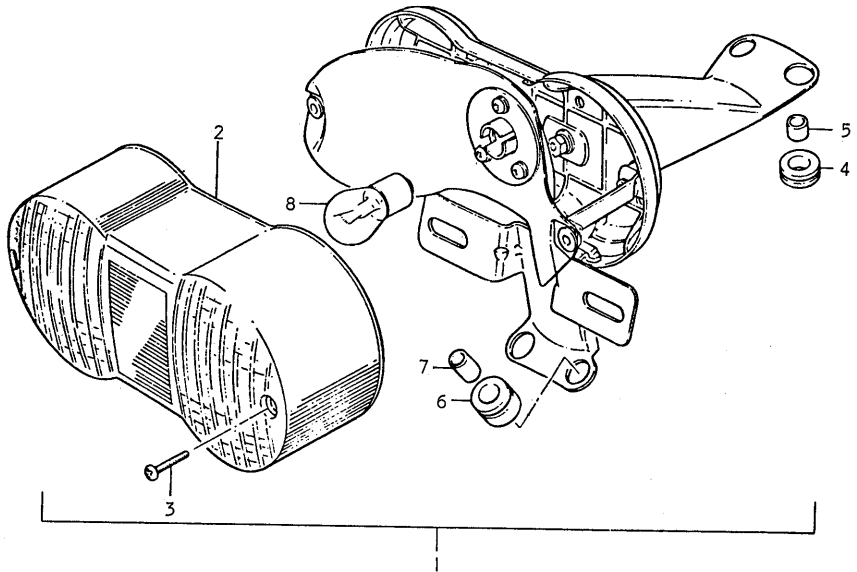


FIG.60 FOR YOUR MARKET (E4)

Ref.No.	Part No.	Description	Q'ty		Remarks
			L	M	
1	35710-22621	LAMP ASSY, rear combination	1	1	
2	35712-27660	·LENS	1	1	
3	02111-04207	·SCREW	2	2	
4	35765-15010	·CUSHION	2	2	
5	35766-15010	·SPACER	2	2	
6	35765-22210	·CUSHION	2	2	
7	35766-22210	·SPACER	2	2	
8	09471-06034	·BULB (Executed locally)	1	1	⌊ 6V, 21/5W PHILIPS KI5826

FIG.61 FOR YOUR MARKET (E4)

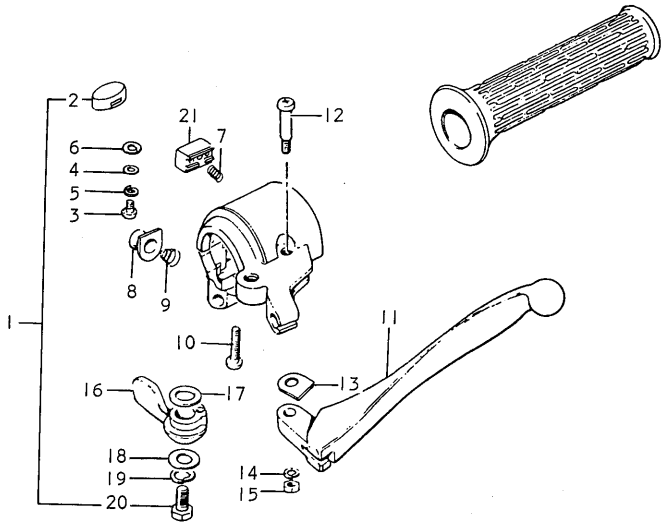


FIG.61 FOR YOUR MARKET (E4)

Ref.No.	Part No.	Description	Q'ty M	Remarks
1	57500-08412	CLUTCH LEVER & LH SWITCH ASSY	1	
2	57521-08410	·KNOB	1	
3	09125-03103	·SCREW	1	
4	08322-21038	·WASHER	1	
5	08321-21038	·LOCK WASHER	1	
6	57334-01010	·WASHER, spring	1	
7	57337-01010	·SPRING	1	
8	57370-01311	·BUTTON, horn	1	
9	57382-01311	·SPRING, horn button	1	
10	09125-05105	·SCREW	2	
11	57621-27210	·LEVER, clutch	1	
12	57431-01011	·SCREW, pivot	1	
13	57435-20010	·SPACER, lever	1	
14	08321-21058	·LOCK WASHER	1	
15	08311-11058	·NUT	1	
16	58721-25611	·LEVER, starter	1	
17	58722-03010	·WASHER, spring	1	
18	58723-03010	·WASHER	1	
19	08321-21068	·LOCK WASHER	1	
20	01112-06128	·BOLT	1	
21	57535-08410	·BLOCK, sliding	1	

Σ



## SUZUKI A50 for E6

### FOREWORD

This parts catalogue contains the parts for exclusive use of the SUZUKI A50 of E6 spec. specially designed for your market.

Concerning parts unlisted in this parts catalogue, refer to the standard SUZUKI A50 E1 parts catalogue.




FIG.62 FOR YOUR MARKET (E6)

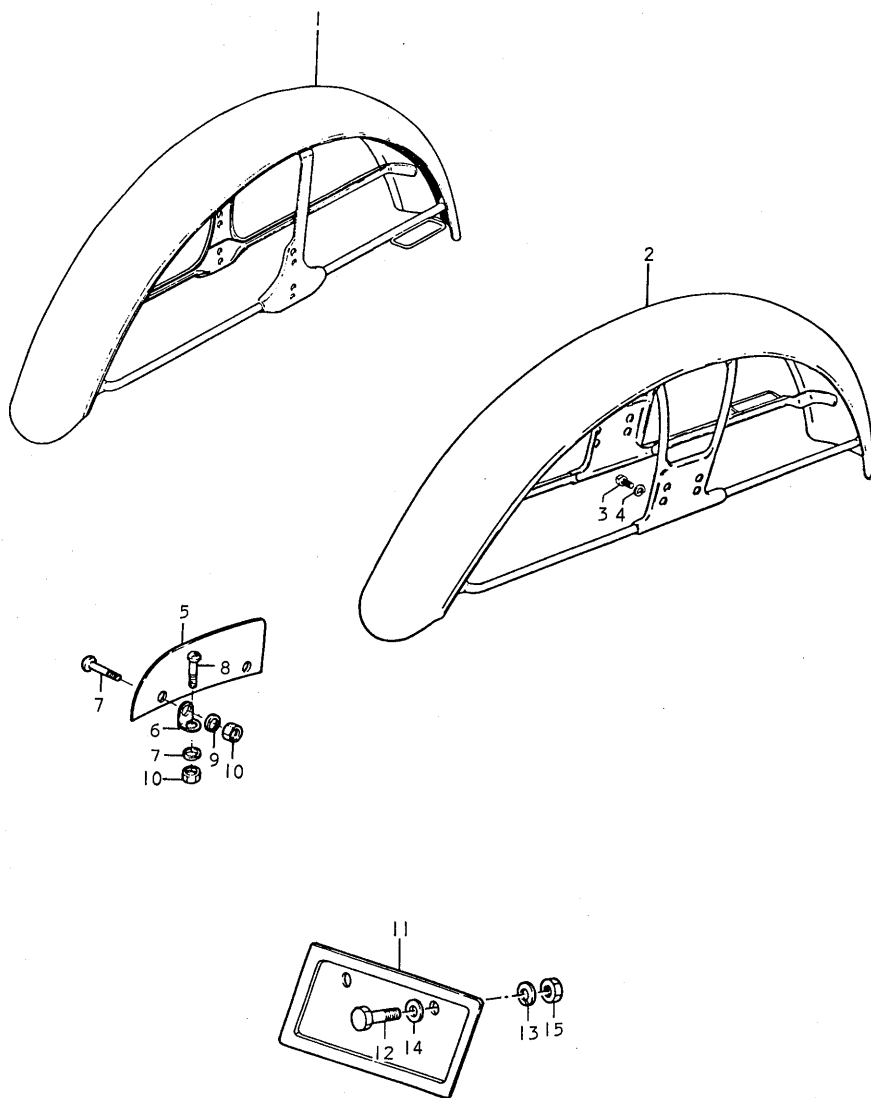




FIG.62 FOR YOUR MARKET (E6)

Ref.No.	Part No.	Description	Q'ty			Remarks
			L	M	B	
1	53110-03660	FENDER, front	1	1	-	
2	53110-22600	FENDER, front	-	-	1	
3	01101-06108	BOLT	-	-	4	
4	08321-21068	LOCK WASHER	-	-	4	
5	53351-01600	PLATE, front licence	1	1	1	
6	53361-01600	PLATE, fitting	4	4	4	
7	02112-05088	SCREW	2	2	2	
8	02112-05128	SCREW	4	4	4	
9	08321-21058	LOCK WASHER	6	6	6	
10	08310-22058	NUT	6	6	6	
11	63451-03600	PLATE, rear licence	1	1	1	
12	01101-06128	BOLT	2	2	2	
13	08322-21068	WASHER	4	4	4	
14	08321-21068	LOCK WASHER	2	2	2	
15	08310-11068	NUT	2	2	2	



## SUZUKI A50 for E13

### FOREWORD

This parts catalogue contains the parts for exclusive use of the SUZUKI A50 of E13 spec. specially designed for your market.

Concerning parts unlisted in this parts catalogue, refer to the standard SUZUKI A50 E1 parts catalogue.



FIG.63 FOR YOUR MARKET (E13)

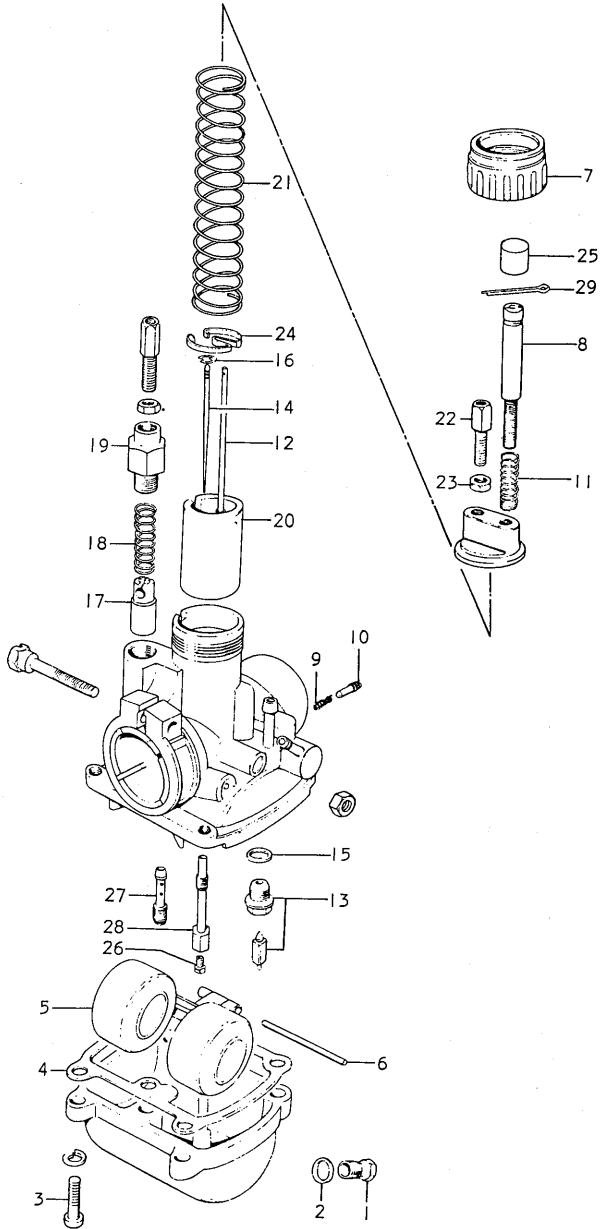


FIG.63 FOR YOUR MARKET (E13)

Ref.No.	Part No.	Description	Q'ty			Remarks
			L	M	B	
	13200-05631	CARBURETOR ASSY	1	1	1	
1	13247-05010	·PLUG, drain	1	1	1	
2	13249-05010	·GASKET, drain	1	1	1	
3	13248-05110	·SCREW	4	4	4	
4	13251-01011	·GASKET, float chamber	1	1	1	
5	13252-02010	·FLOAT	1	1	1	
6	13254-01010	·PIN, float	1	1	1	
7	13265-05110	·CAP, mixing chamber	1	1	1	
8	13267-05010	·SCREW, throttle valve stop	1	1	1	
9	13268-01010	·SPRING, air screw	1	1	1	
10	13269-01010	·SCREW, air	1	1	1	
11	13268-05010	·SPRING, throttle valve screw	1	1	1	
12	13269-05010	·ROD, throttle valve stop	1	1	1	
13	13770-35620	·VALVE ASSY, needle	1	1	1	
14	13383-01010	·NEEDLE, jet	1	1	1	3G-3
15	13392-01010	·GASKET, valve seat	1	1	1	
16	13394-01010	·CLIP, needle	1	1	1	
17	13411-01010	·PLUNGER, starter	1	1	1	
18	13417-01010	·SPRING, plunger	1	1	1	
19	13418-03110	·CAP, plunger	1	1	1	
20	13551-26010	·VALVE, throttle	1	1	1	CA:2.0
21	13573-05010	·SPRING, throttle valve	1	1	1	

FIG.63 FOR YOUR MARKET (E13)

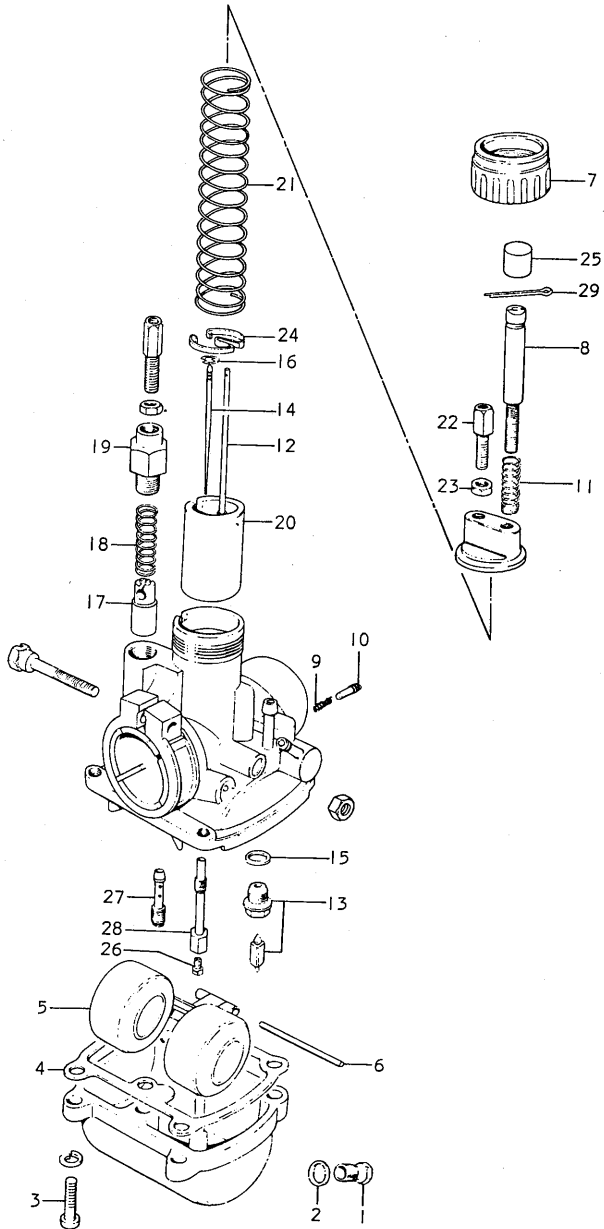


FIG.63 FOR YOUR MARKET (E13)

Ref.No.	Part No.	Description	Q'ty			Remarks
			L	M	B	
22	13577-03010	•ADJUSTER, cable	2	2	2	
23	13661-03010	•NUT	2	2	2	
24	13581-01010	•SEAT, spring	1	1	1	
25	13688-08010	•CAP	1	1	1	
26	09491-70009	•JET, main	1	1	1	#70
27	09492-20002	•JET, pilot	1	1	1	#20
28	09494-00038	•JET, needle	1	1	1	
29	04111-12108	•COTTER PIN	1	1	1	





SUZUKI A50 for E18

FOREWORD

This parts catalogue contains the parts for exclusive use of the SUZUKI A50 of E18 spec. specially designed for your market.

Concerning parts unlisted in this parts catalogue, refer to the standard SUZUKI A50 E1 parts catalogue.



FIG.64 FOR YOUR MARKET (E18)

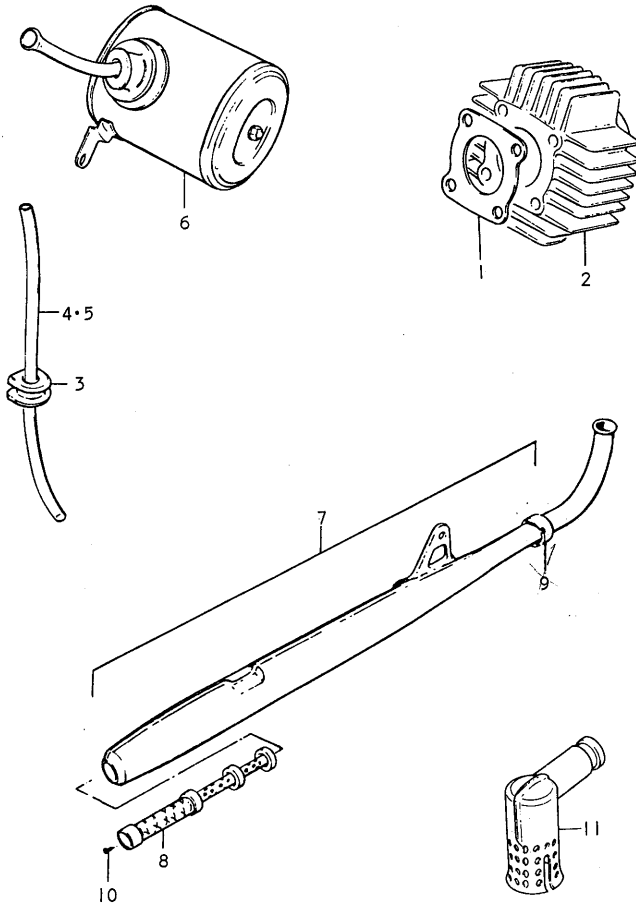


FIG.64 FOR YOUR MARKET (E18)

Ref.No.	Part No.	Description	Q'ty				Remarks
			L	M	B	DB	
1	11141-22610	GASKET, cylinder head	-	1	1	1	T:2.5
2	11211-26600	CYLINDER	-	1	1	1	
3	09309-04005	GROMMET, air vent hose	1	1	1	1	
4	13680-22600	HOSE, carburetor air vent	1	1	1	1	
5	09344-03019	HOSE, air vent	-	-	-	1	
6-1	13700-22600	CLEANER ASSY, air	1	1	-	-	
6-2	13700-22601-019	CLEANER ASSY, air	-	-	1	1	
7	14301-22641	MUFFLER ASSY	1	1	1	1	
8	14510-22640	PIPE, baffle	1	1	1	1	
9	14182-05000	CLAMP, exhaust	-	-	1	1	
10	02112-05068	SCREW	1	1	1	1	
11-1	33510-22600	CAP, spark plug	1	1	-	-	to 33510-22610
11-2	33510-22610	CAP, spark plug	-	-	1	1	

FIG.65 FOR YOUR MARKET (E18)

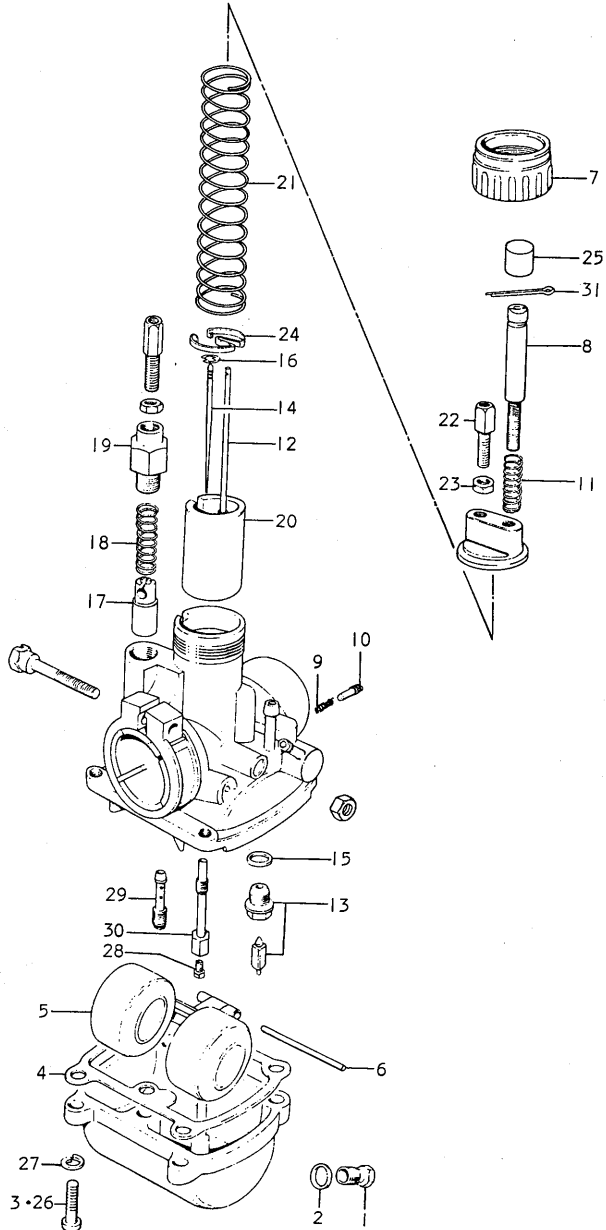


FIG.65 FOR YOUR MARKET (E18)

Ref.No.	Part No.	Description	Q'ty				Remarks
			L	M	B	DB	
	13200-22680	CARBURETOR ASSY	1	1	1	1	
1	13247-05010	•PLUG, drain	1	1	1	1	
2	13249-05010	•GASKET, drain	1	1	1	1	
3	13248-05110	•SCREW	4	4	-	-	
4	13251-01010	•GASKET, float chamber	1	1	1	1	
5	13252-06110	•FLOAT	1	1	1	1	
6-1	13254-11010	•PIN, float	1	1	-	-	
6-2	13254-35013	•PIN, float	-	-	1	1	
7	13265-05010	•CAP, mixing chamber	1	1	1	1	
8	13267-05010	•SCREW, throttle valve stop	1	1	1	1	
9	13268-01010	•SPRING, air screw	1	1	1	1	
10	13269-01010	•SCREW, air	1	1	1	1	
11	13268-05010	•SPRING, throttle valve stop screw	1	1	1	1	
12	13296-05010	•ROD, throttle valve stop	1	1	1	1	
13-1	13370-01011	•VALVE ASSY, needle	1	1	-	-	
13-2	13370-35620	•VALVE ASSY, needle	-	-	1	1	
14	13383-19011	•NEEDLE, jet	1	1	1	1	3F-3
15	13392-01010	•GASKET, valve seat	1	1	1	1	
16-1	13394-01010	•CLIP, needle	1	1	-	-	
16-2	13394-12110	•CLIP, needle	-	-	1	1	
17	13411-01010	•PLUNGER, starter	1	1	1	1	
18	13417-01010	•SPRING, plunger	1	1	1	1	
19	13418-03110	•CAP, plunger	1	1	1	1	
20	13551-22630	•VALVE, throttle	1	1	1	1	CA:2.5
21	13573-05010	•SPRING, throttle valve	1	1	1	1	

FIG.65 FOR YOUR MARKET (E18)

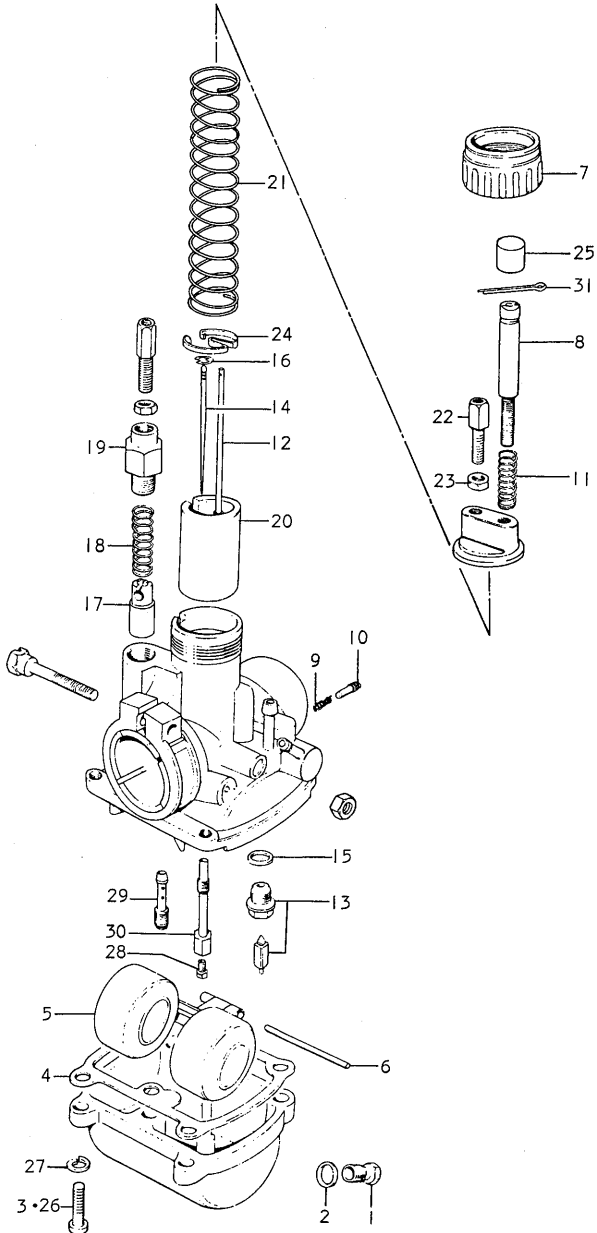


FIG.65 FOR YOUR MARKET (E18)

Ref.No.	Part No.	Description	Q'ty				Remarks
			L	M	B	BD	
22	13577-03010	*ADJUSTER, cable	2	2	2	2	
23	13661-03010	*NUT	2	2	2	2	
24	13581-01010	*SEAT, spring	1	1	1	1	
25	13688-08010	*CAP	1	1	1	1	
26	02111-04188	*SCREW	-	-	4	4	
27	08321-21048	*LOCK WASHER	-	-	4	4	
28	09491-57002	*JET, main	1	1	1	1	#57.5
29	09492-17002	*JET, pilot	1	1	1	1	#17.5
30	09494-00096	*JET, needle	1	1	1	1	D-8
31	04111-12108	*COTTER PIN	1	1	1	1	

FIG.66 FOR YOUR MARKET (E18)

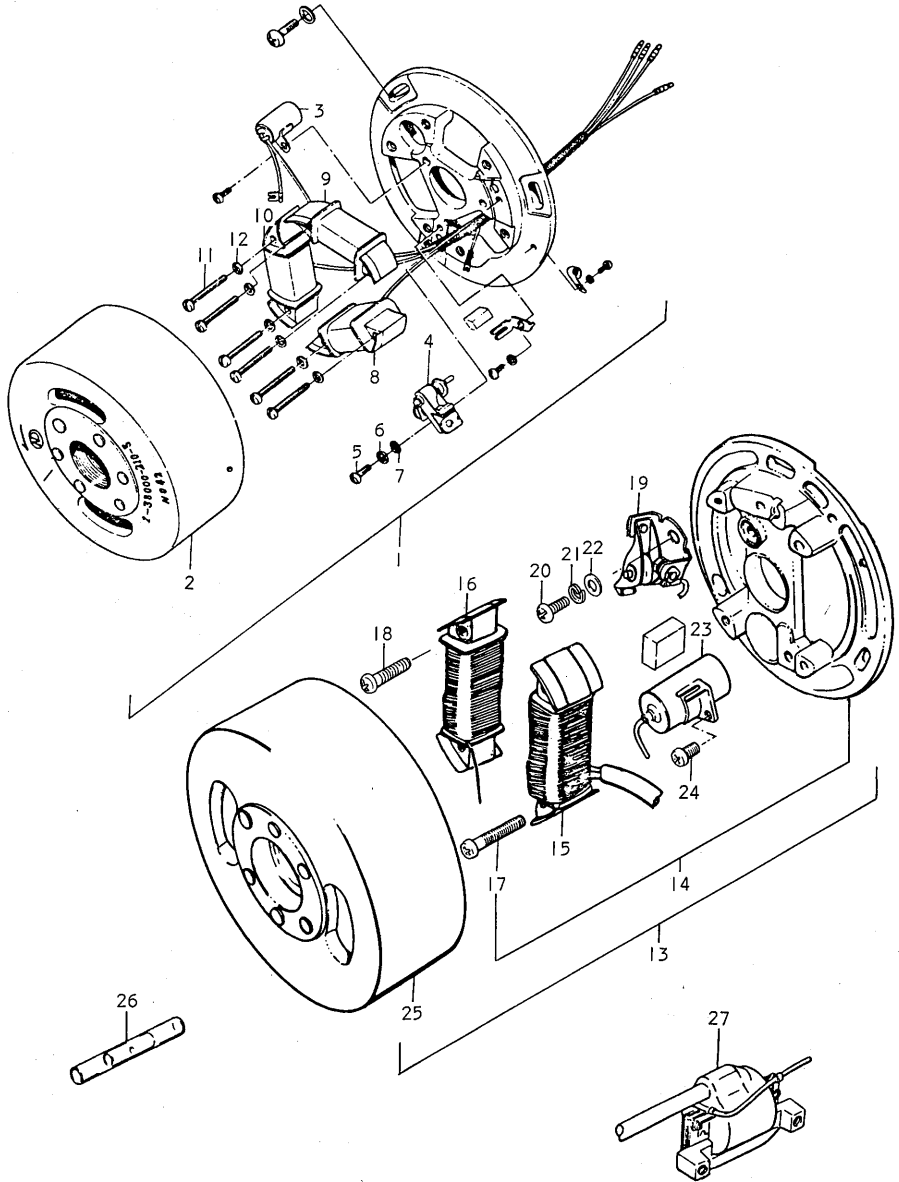




FIG.66 FOR YOUR MARKET (E18)

Ref.No.	Part No.	Description	Q'ty			Remarks
			M	B	DB	
1	32100-03620	MAGNETO ASSY	1	-	-	
2	32102-03620	·ROTOR	1	-	-	
3	32341-25690	·CONDENSER	1	-	-	
4	32240-12020	·POINT ASSY, contact	1	-	-	
5	02311-04128	·SCREW	1	-	-	
6	08321-21048	·LOCK WASHER	1	-	-	
7	08322-21048	·WASHER	1	-	-	
8	32140-03620	·COIL, primary	1	-	-	
9	32120-03620	·COIL, lighting (A)	1	-	-	
10	32130-03620	·COIL, lighting (B)	1	-	-	
11	02111-04308	·SCREW	6	-	-	
12	08321-21048	·LOCK WASHER	6	-	-	
13	32100-48630	MAGNETO ASSY	-	1	1	
14	32101-48630	·STATOR ASSY	-	1	1	
15	32140-48630	··COIL, primary	-	1	1	
16	32120-48630	··COIL, lighting	-	1	1	
17	02111-04258	··SCREW	-	2	2	
18	02111-04208	··SCREW	-	2	2	
19	32240-03120	··POINT, contact	-	1	1	
20	09125-04001	··SCREW	-	1	1	
21	08321-21048	··LOCK WASHER	-	1	1	
22	08322-21048	··WASHER	-	1	1	
23	32341-03020	··CONDENSER	-	1	1	
24	02112-05088	··SCREW	-	1	1	
25	32102-48630	·ROTOR	-	1	1	
26	37132-03000	CONNECTOR, magneto lead wire	2	-	-	
27	33410-19020	COIL ASSY, ignition	-	-	1	

FIG.67 FOR YOUR MARKET (E18)

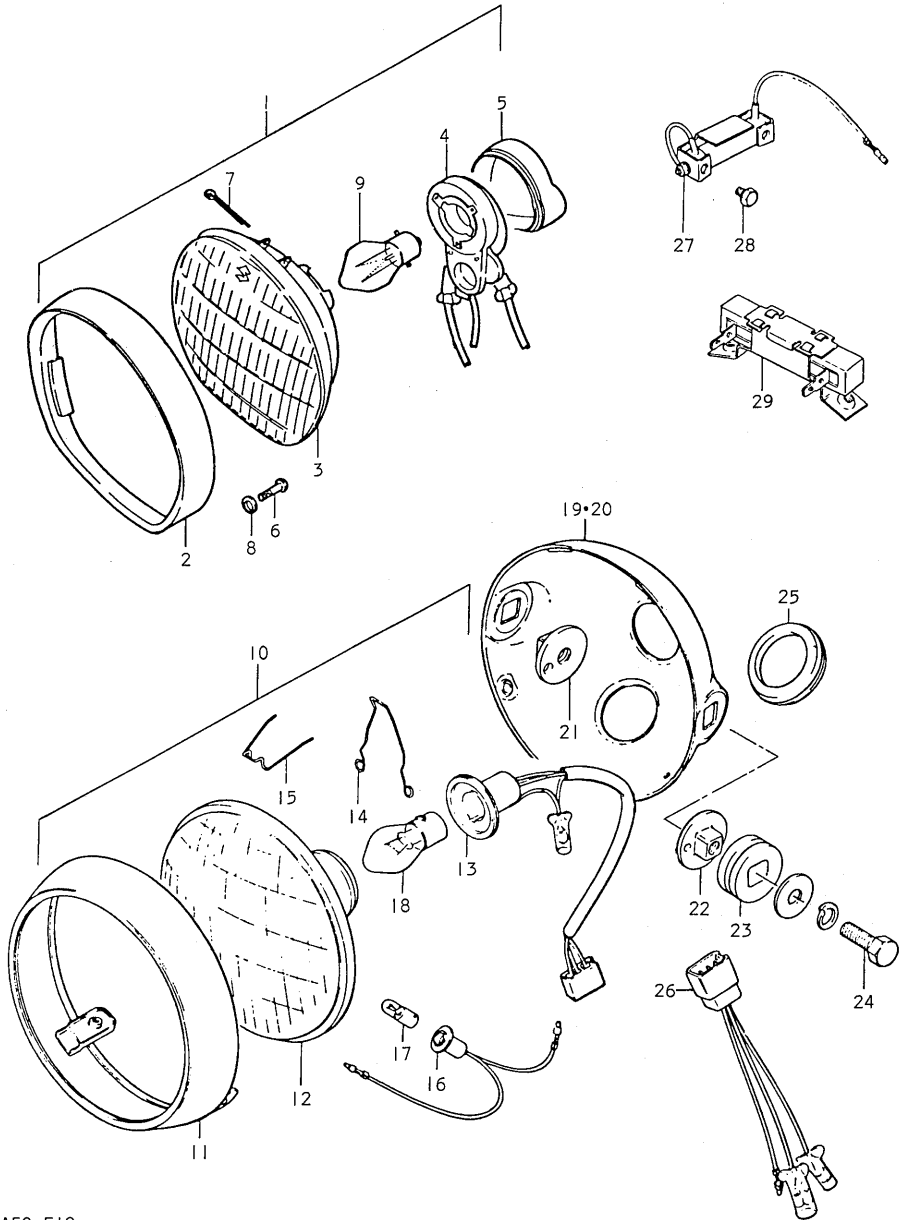


FIG.67 FOR YOUR MARKET (E18)

Ref.No.	Part No.	Description	Q'ty				Remarks
			L	M	B	DB	
1	35100-03632-999	HEADLAMP ASSY	1	-	-	-	
2	35111-03024	.RIM	1	-	-	-	
3	35121-03630	.UNIT	1	-	-	-	
4	35171-03633	.SOCKET	1	-	-	-	
5	08321-21038	.LOCK WASHER	1	-	-	-	
6	02133-03067	.SCREW	1	-	-	-	
7	04111-30408	.COTTER PIN	1	-	-	-	
8	35172-11660	.SEAL, socket	1	-	-	-	
9	09471-06014	.BULB (Executed locally)	1	-	-	-	6V, 15/15W PHILIPS #6708
10	35100-28661-999	HEADLAMP ASSY	-	1	1	1	
11	35111-28660	.RIM	-	1	1	1	
12	35121-28660	.UNIT	-	1	1	1	
13	35171-36650	.SOCKET	-	1	1	1	
14	35172-28660	.CLAMP, socket	-	1	1	1	
15-1	35128-28660	.CLAMP, unit	-	1	-	-	to 35128-33660
15-2	35128-33660	.CLAMP, unit	-	-	4	4	
16	36118-28660	.SOCKET, parking	-	1	1	1	
17	09471-06027	BULB	-	-	1	1	6V, 4W
18	09471-06018	BULB (Executed locally)	-	-	1	1	6V, 25/25W PHILIPS #6718

FIG.67 FOR YOUR MARKET (E18)

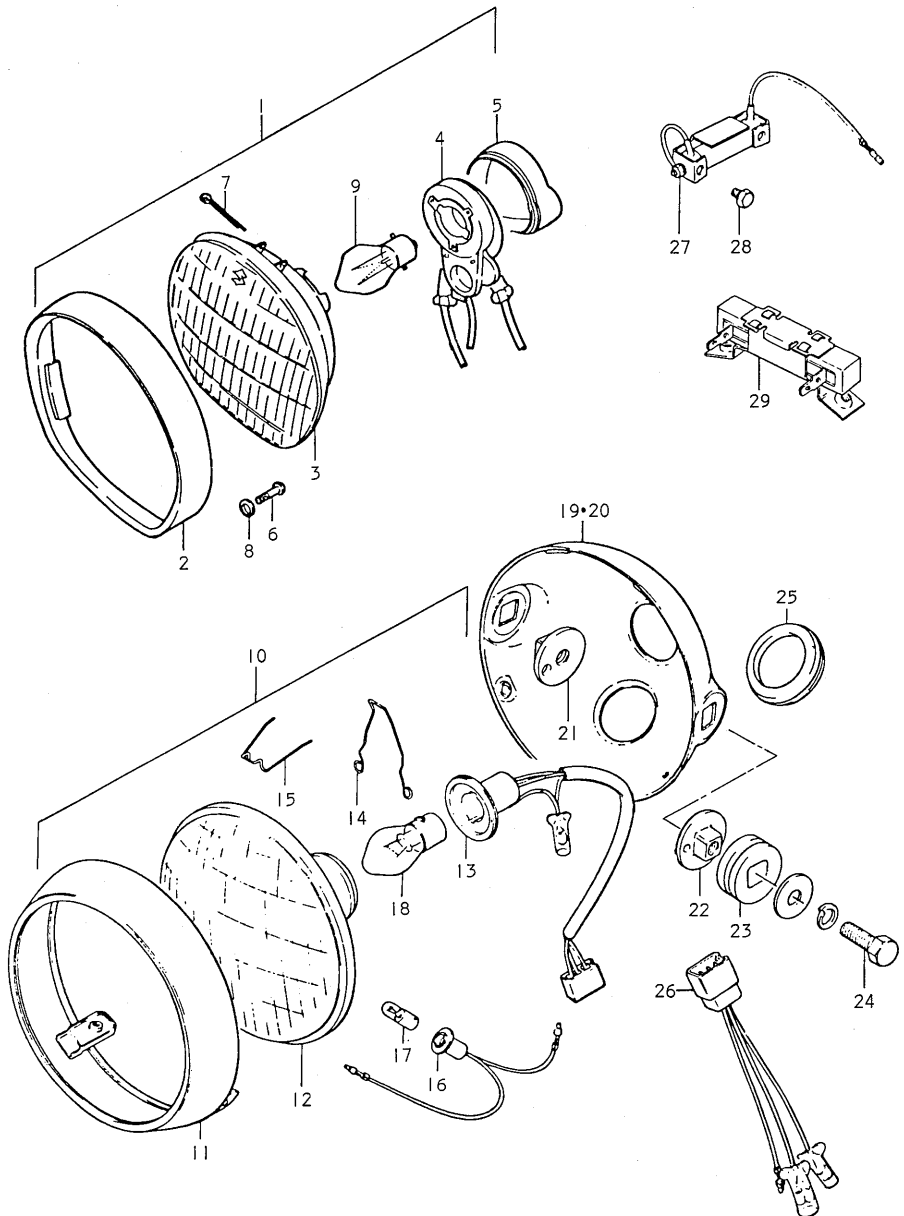


FIG.67 FOR YOUR MARKET (E18)

Ref.No.	Part No.	Description	Q'ty				Remarks
			L	M	B	DB	
19-1	51810-28611-019	HOUSING, headlamp	-	1	-	-	to 51810-28612-019 to 51810-28612-797 to 51810-28612-00R to 51810-28612-00U Used with 51821-36200 (1cp.) 51860-36200 (1cp.) 51827-36200 (2pcs.)
19-2	51810-28611-797	HOUSING, headlamp	-	1	-	-	
19-3	51810-28611-00R	HOUSING, headlamp	-	1	-	-	
19-4	51810-28611-00U	HOUSING, headlamp	-	1	-	-	
20	51810-28613-291	HOUSING, headlamp	-	-	1	1	
21	51821-36200	SPACER, RH	-	-	1	1	
22	51821-36200	SPACER, LH	-	-	1	1	
23	51827-36200	CUSHION	-	-	2	2	
24-1	01201-08207	BOLT	-	-	2	-	
24-2	01204-08207	BOLT	-	-	-	2	
25	51845-31031	GROMMET	-	-	2	2	
26	36852-15670	LEAD WIRE, headlamp	-	1	1	1	
27	36500-23020	RESISTOR ASSY	-	1	-	-	
28	02111-05068	SCREW	-	2	-	-	
29	36510-22620	RESISTOR ASSY	-	-	1	1	

FIG.68 FOR YOUR MARKET (E18)

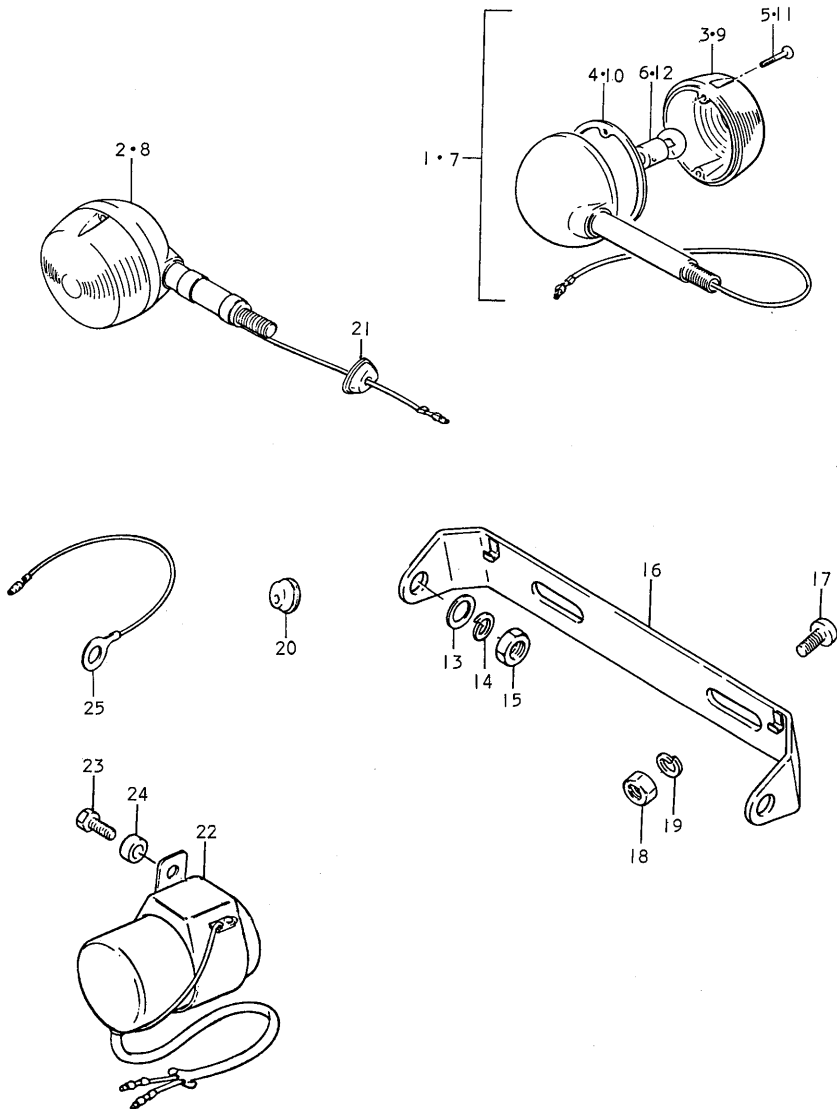


FIG.68 FOR YOUR MARKET (E18)

Ref.No.	Part No.	Description	Q'ty			Remarks
			M	B	DB	
1	35601-12610-999	LAMP ASSY, front turn signal	2	-	-	
2	35603-19661	LAMP ASSY, rear turn signal	2	-	-	
3	35612-12611	.LENS	4	-	-	
4	35613-06111	.GASKET	4	-	-	
5	35623-06110	.SCREW	8	-	-	
6	09471-06021	.BULB	4	-	-	
7	35601-22680-999	LAMP ASSY, front turn signal	-	2	2	
8	35603-27670-999	LAMP ASSY, rear turn signal	-	2	2	
9	35612-12611	.LENS	-	4	4	
10	35613-03610	.GASKET	-	4	4	
11	02133-03167	.SCREW	-	8	8	
12	09471-06033	BULB (Executed locally)	-	4	4	6V, 21W K15813
13	08322-11108	WASHER	-	2	2	
14	08321-21108	LOCK WASHER	-	2	2	
15	08310-11108	NUT	-	2	2	
16	35620-07600	BRACKET, rear turn signal	-	1	1	
17-1	01101-06168	BOLT	-	2	-	
17-2	01104-06168	BOLT	-	-	2	
18	08310-11068	NUT	-	2	2	
19	08321-21108	LOCK WASHER	-	2	2	
20	09250-10001	PLUG	-	2	2	
21	35661-22610	GROMMET	-	2	2	
22	38610-27650	RELAY, turn signal	-	1	1	
23-1	01101-06168	BOLT	-	1	-	
23-2	01104-06168	BOLT	-	-	1	
24	09180-07005	SPACER	-	1	1	
25	36660-33000	LEAD WIRE, turn signal earth	-	-	1	

FIG. 69 FOR YOUR MARKET (E18)

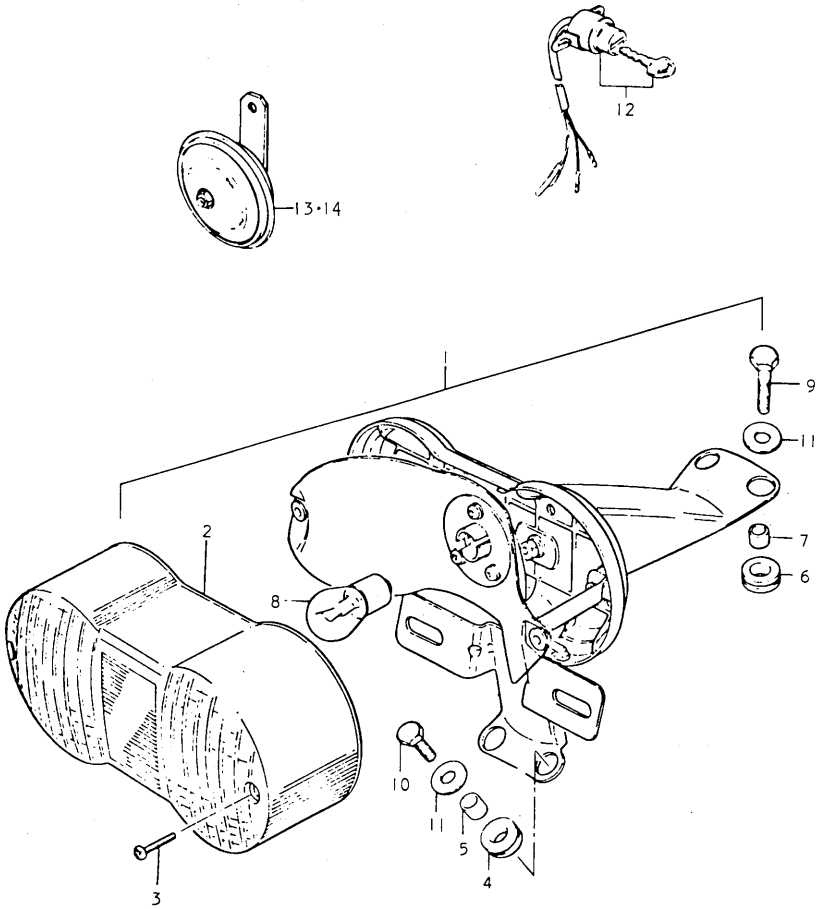




FIG.69 FOR YOUR MARKET (E18)

Ref.No.	Part No.	Description	Q'ty				Remarks
			L	M	B	DB	
1-1	35710-22621	LAMP ASSY, rear combination	1	1	-	-	
1-2	35710-22623	LAMP ASSY, rear combination	-	-	1	1	
2	35712-27660	•LENS	1	1	1	1	to 35712-22670
3	02112-04208	•SCREW	2	2	2	2	
4	35765-15010	•CUSHION	2	2	2	2	
5	35766-15010	•SPACER	2	2	2	2	
6	35765-22210	•CUSHION	2	2	2	2	
7	35766-22210	•SPACER	2	2	2	2	
8	09471-06034	•BULB (Executed locally)	1	1	1	1	6V, 21/5W PHILIPS K15826
9	01104-06168	BOLT, upper	-	-	2	2	
10	01104-06208	BOLT, lower	-	-	2	2	
11	09160-06027	WASHER	-	-	4	4	
12	37110-22010	SWITCH ASSY, ignition	-	-	1	1	
13	38500-30640	HORN ASSY	-	1	-	-	
14	38500-30641	HORN ASSY	-	-	1	1	

FIG.70 FOR YOUR MARKET (E18)

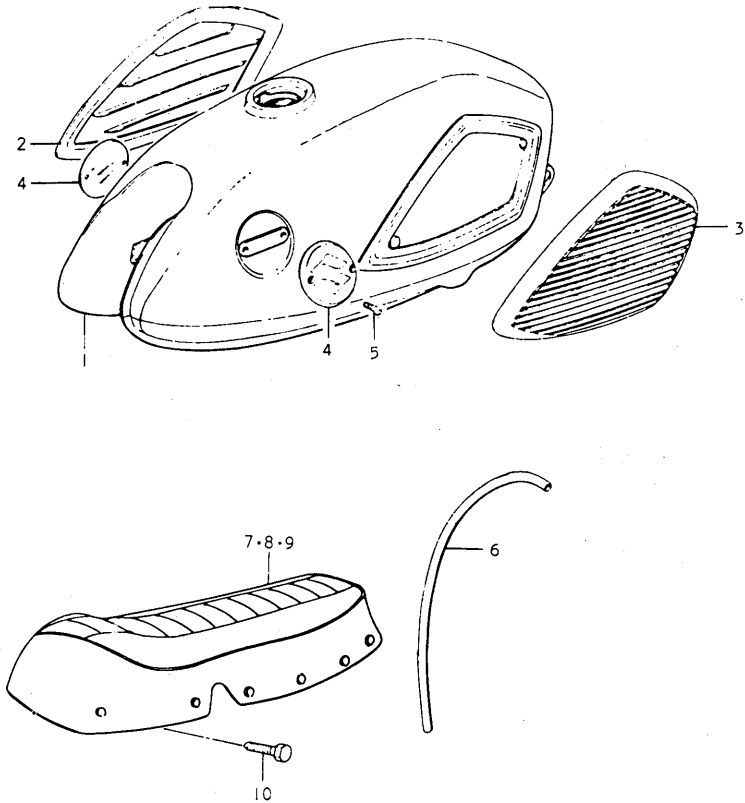


FIG.70 FOR YOUR MARKET (E18)

Ref.No.	Part No.	Description	Q'ty				Remarks
			L	M	B	DB	
1-1	44110-05610-567	TANK, fuel	1	-	-	-	
1-2	44110-05610-652	TANK, fuel	1	-	-	-	
2	44251-05100	KNEE GRIP, RH	1	-	-	-	
3	44252-05100	KNEE GRIP, LH	1	-	-	-	
4	68111-11001	EMBLEM, fuel tank	2	-	-	-	
5	09125-03106	SCREW	4	-	-	-	to 09125-03104
6	09343-05021	HOSE, fuel	1	-	-	-	
7	45100-22610-369	SEAT ASSY	1	-	-	-	
8	45100-22712-403	SEAT ASSY	-	1	-	-	
9	45100-22714-865	SEAT ASSY	-	-	1	1	
10-1	01301-08308	BOLT	-	2	2	-	
10-2	01304-08308	BOLT	-	-	2	-	

FIG.71 FOR YOUR MARKET (E18)

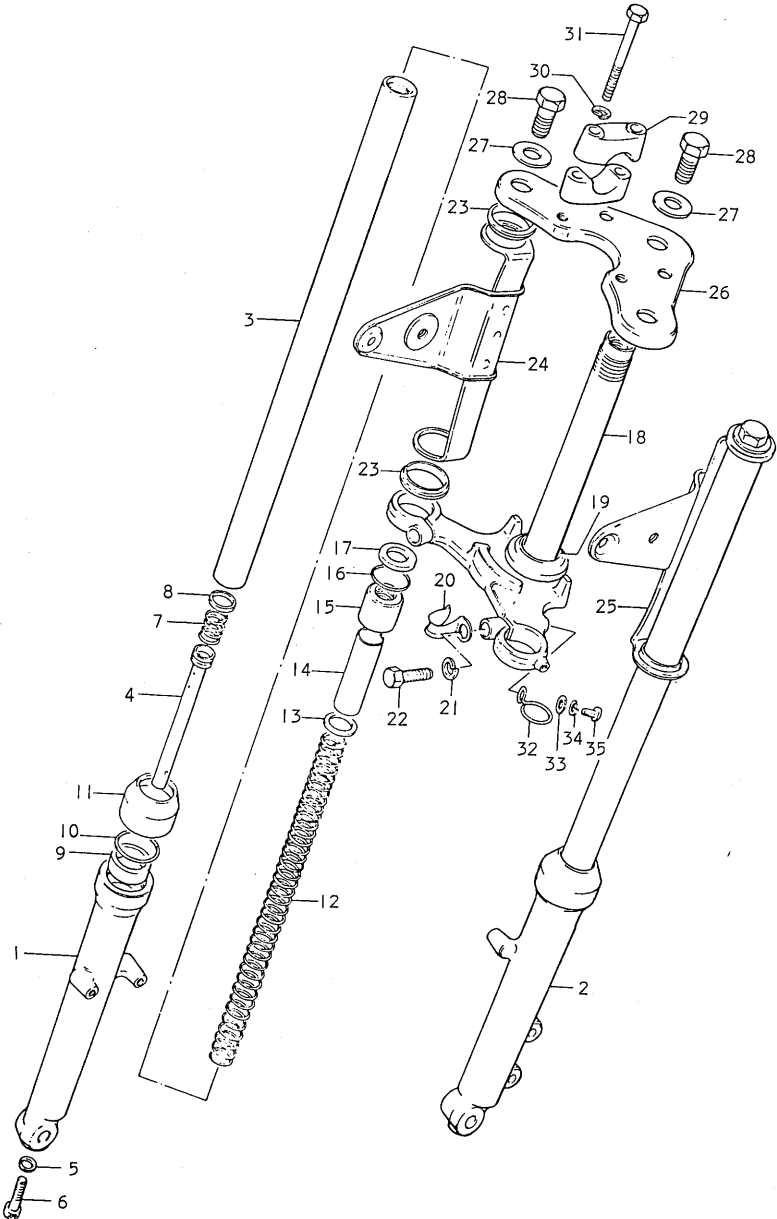


FIG.71 FOR YOUR MARKET (E18)

Ref.No.	Part No.	Description	Q'ty DB	Remarks
	51100-23640-291	FORK ASSY, front	1	
1	51131-23640	•OUTER TUBE, RH	1	
2	51141-23640	•OUTER TUBE, LH	1	
3	51110-23640	•FORK PIPE	2	
4	51146-23640	•SEAT PIPE	2	
5	51148-31030	•GASKET	2	
6	51147-31030	•BOLT	2	
7	51177-46100	•REBOUND SPRING	2	
8	51196-46100	•PISTON RING	2	
9	51153-46100	•OIL SEAL	2	
10	51156-46100	•STOPPER RING, oil seal	2	
11	51571-46100	•DUST SEAL	2	
12	51171-23640	•SPRING	2	
13	51192-46100	•SEAT, spring	2	
14	51176-46100	•COLOR, spring	2	
0 15	51172-46100	•SEAT, spring	2	
0 16	51169-46100	•STOPPER RING	2	
17	51181-22011	•GASKET	2	
18	51410-23640	•STEERING STEM	1	
19	51622-20001	••OUTER RACE	1	
20	51452-08030	•CLIP	2	
21	08321-21108	•LOCK WASHER	2	
22	01104-10308	•BOLT	2	
23	51553-46100	•CUSHION	4	

FIG.71 FOR YOUR MARKET (E18)

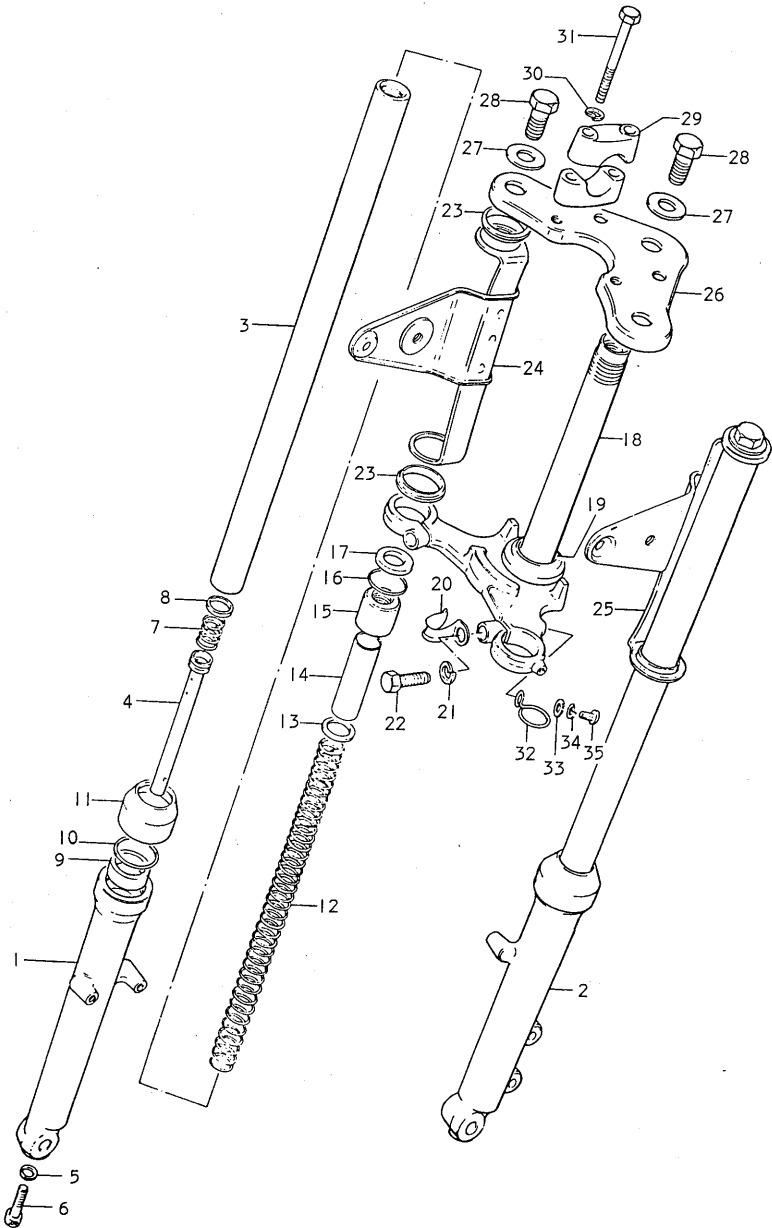


FIG.71 FOR YOUR MARKET (E18)

Ref.No.	Part No.	Description	Q'ty DB	Remarks
24	51530-23640-291	•BRACKET, headlamp RH	1	
25	51540-23640-291	•BRACKET, headlamp LH	1	
26	51310-23640-291	•STEERING STEM HEAD	1	
27	51357-22030	•WASHER	3	
28	51352-46100	•BOLT	3	
29	56211-27130-291	•HOLDER, handle	4	
30	08321-21088	•LOCK WASHER	4	
31	01104-08558	•BOLT	4	
32	51452-46100	•CLIP	1	
33	08322-21068	•WASHER	1	
34	08321-21068	•LOCK WASHER	1	
35	02112-06128	•SCREW	1	


  
 2/13/51  
 4-6-110

FIG.72 FOR YOUR MARKET (E18)

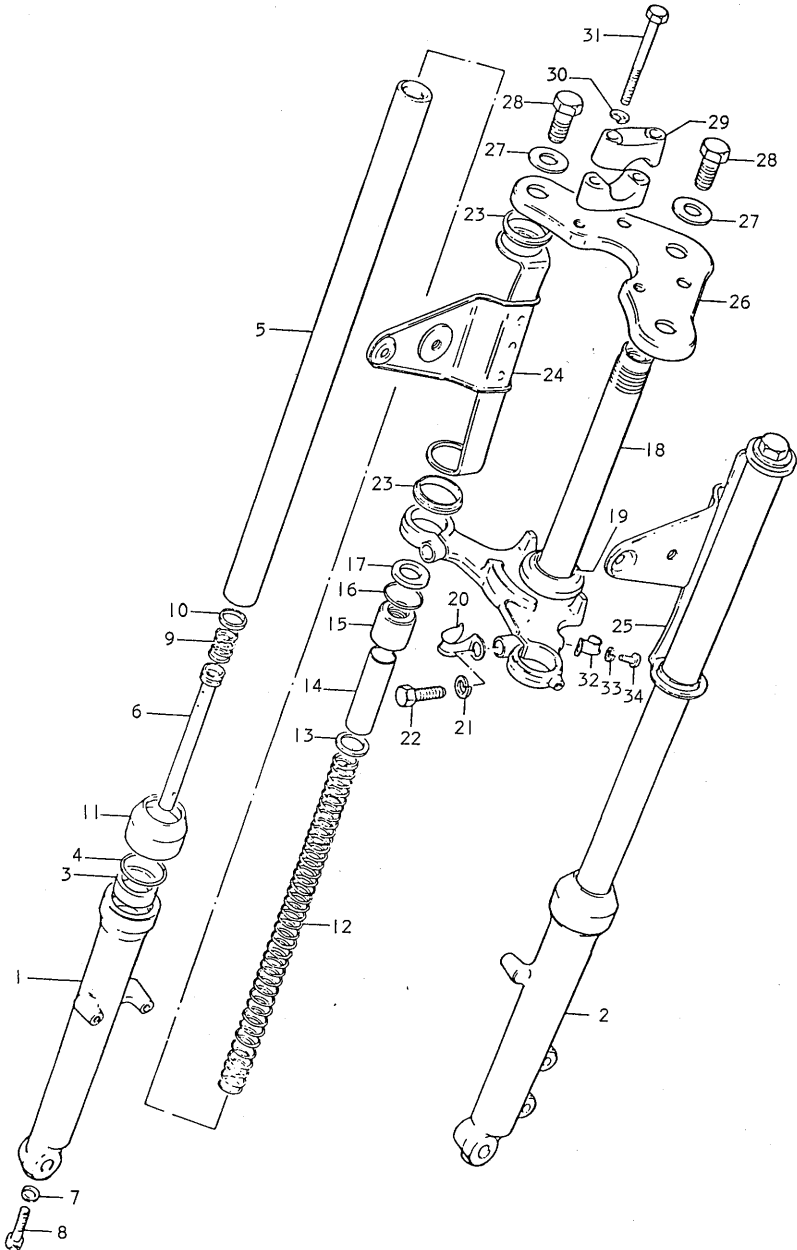




FIG.72 FOR YOUR MARKET (E18)

Ref.No.	Part No.	Description	Q'ty		Remarks
			B	DB	
✓	51100-23680-291	FORK ASSY, front	1	1	
1	51131-23680	·OUTER TUBE, RH	1	1	
2	51141-23680	·OUTER TUBE, LH	1	1	
3	51153-46100	·OIL SEAL	2	2	
4	51156-46100	·STOPPER RING, oil seal	2	2	
5	51110-23640	·FORK PIPE	2	2	
6	51146-23640	·SEAT PIPE	2	2	
7	51148-31030	·GASKET	2	2	
8	51147-31030	·BOLT	2	2	
9	51177-46100	·REBOUND SPRING	2	2	
10	51196-46100	·PISTON RING	2	2	
11	51571-46100	·DUST SEAL	2	2	
12	51171-23640	·SPRING	2	2	
13	51192-46100	·SEAT, spring	2	2	
14	51176-46100	·COLLAR, spring	2	2	
15	51172-46100	·SEAT, spring	2	2	
16	51169-46100	·STOPPER RING	2	2	
17	51181-22011	·GASKET	2	2	
18	51410-23640	·STEERING STEM	1	1	
19	51622-20001	··OUTER RACE	1	1	
20	51452-08030	·CLIP	1	1	
21	08321-21108	·LOCK WASHER	2	2	
22	01104-10308	·BOLT	2	2	
23	51553-46100	·CUSHION	4	4	

FIG.72 FOR YOUR MARKET (E18)

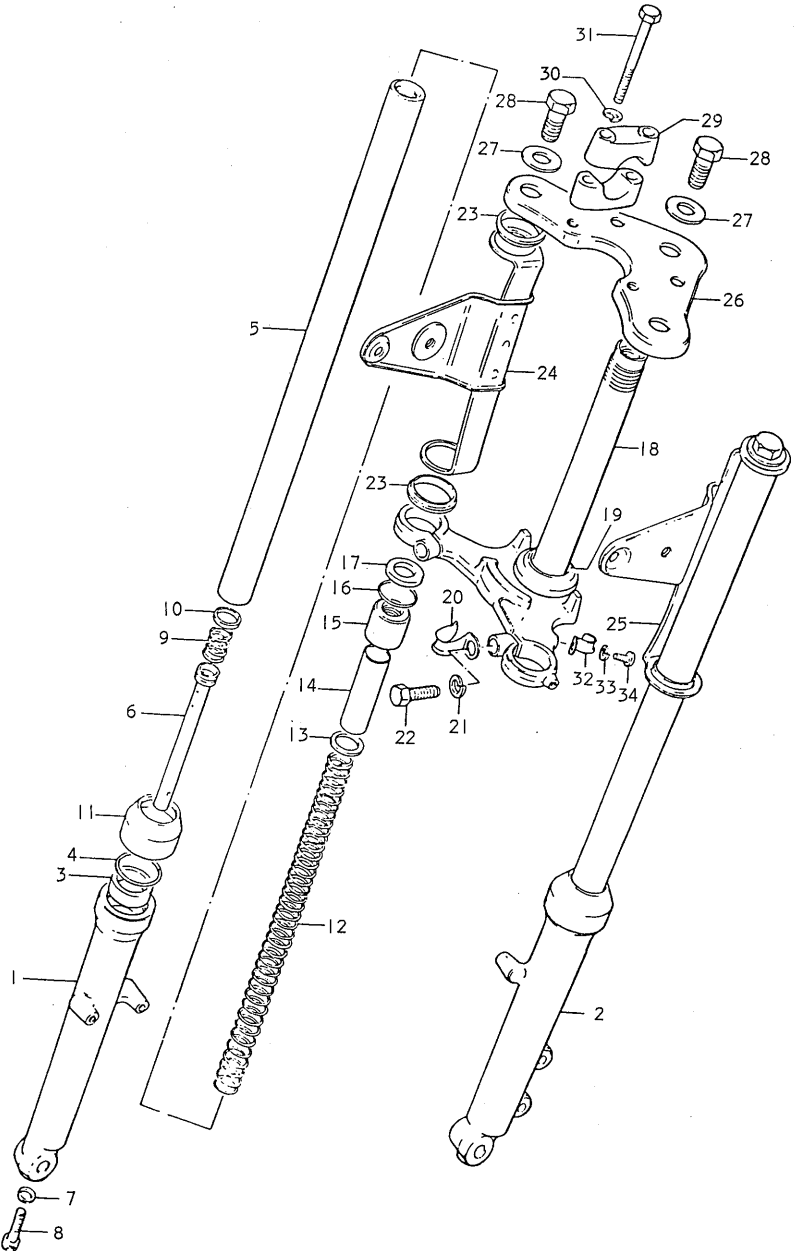


FIG.72 FOR YOUR MARKET (E18)

Ref.No.	Part No.	Description	Q'ty		Remarks
			B	DB	
24	51530-23640-291	·BRACKET, headlamp RH	1	1	
25	51540-23640-291	·BRACKET, headlamp LH	1	1	
26	51310-23640-291	·STEERING STEM HEAD	1	1	
27	51357-22030	·WASHER	3	3	
28	51352-46100	·BOLT	3	3	
29	56211-27130-291	·HOLDER, handle	4	4	
30	08321-21088	·LOCK WASHER	4	4	
31	01104-08558	·BOLT	4	4	
32	51542-05130	·CLIP	1	1	
33	08321-21068	·LOCK WASHER	1	1	
34	02112-06128	·SCREW	1	1	

FIG.73 FOR YOUR MARKET (E18)

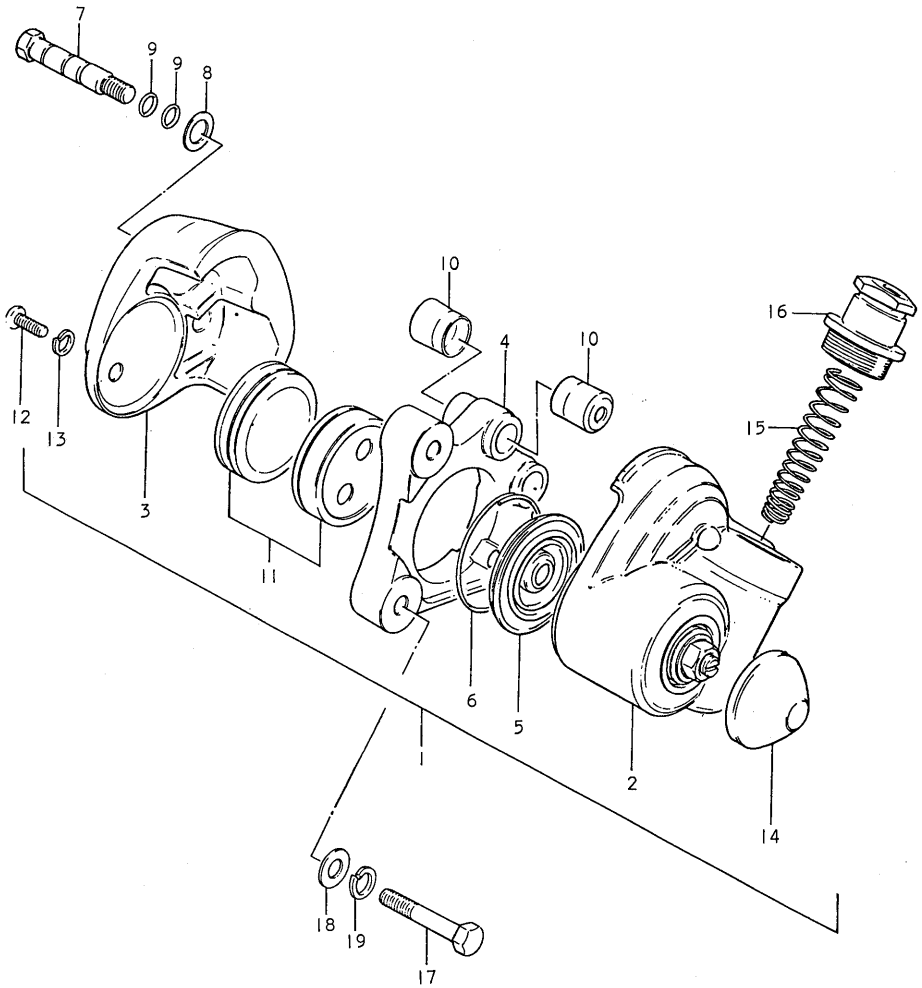


FIG.73 FOR YOUR MARKET (E18)

Ref.No.	Part No.	Description	Q'ty DB	Remarks
1	59300-46100	CALIPERS ASSY	1	
2	59360-46100	·HOUSING ASSY, calipers No.1	1	
3	59371-46100	·HOUSING ASSY, calipers No.2	1	
4	59150-46100	·HOLDER, calipers	1	
5	59308-46100	·BOOT	1	
6	59309-46100	·CLIP	1	
7	59305-46100	·AXLE	2	
8	59306-46100	·WASHER	2	
9	59111-18410	·O RING	4	
10	59112-18410	·DUST COVER	4	
11	59300-46810	·PAD SET	1	
12	02112-06108	·SCREW	1	
13	08321-21068	·LOCK WASHER	1	
14	59381-46100	·BOOT	1	
15	59372-46100	·SPRING, lever	1	
16	59373-46100	·PLUG, brake cable	1	
17	09104-08014	BOLT	2	
18	08321-31088	LOCK WASHER	2	
19	08322-21088	WASHER	2	

FIG.74 FOR YOUR MARKET (E18)

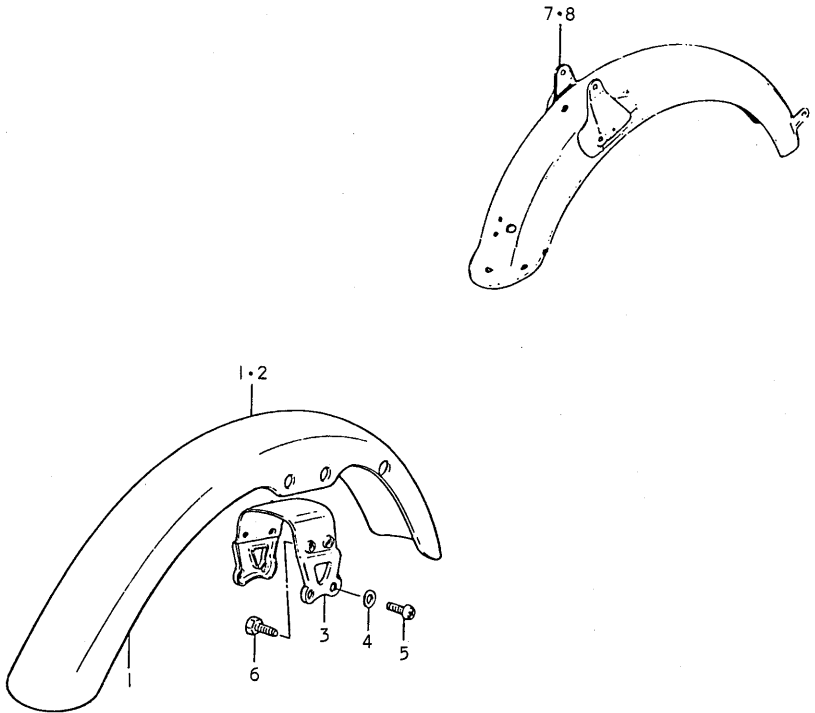


FIG.74 FOR YOUR MARKET (E18)

Ref.No.	Part No.	Description	Q'ty		Remarks
			B	DB	
1	53111-46630-126	FENDER, front	1	-	
2	53110-22610	FENDER, front	-	1	
3	53112-46100	BRACE, front fender	1	-	
4	08322-21068	WASHER	4	-	
5	02112-06068	SCREW	4	-	
6	01101-06128	BOLT	1	-	
7	63110-22699-126	FENDER, rear	1	-	
8	63110-22649	FENDER, rear	-	1	

FIG.75 FOR YOUR MARKET (E18)

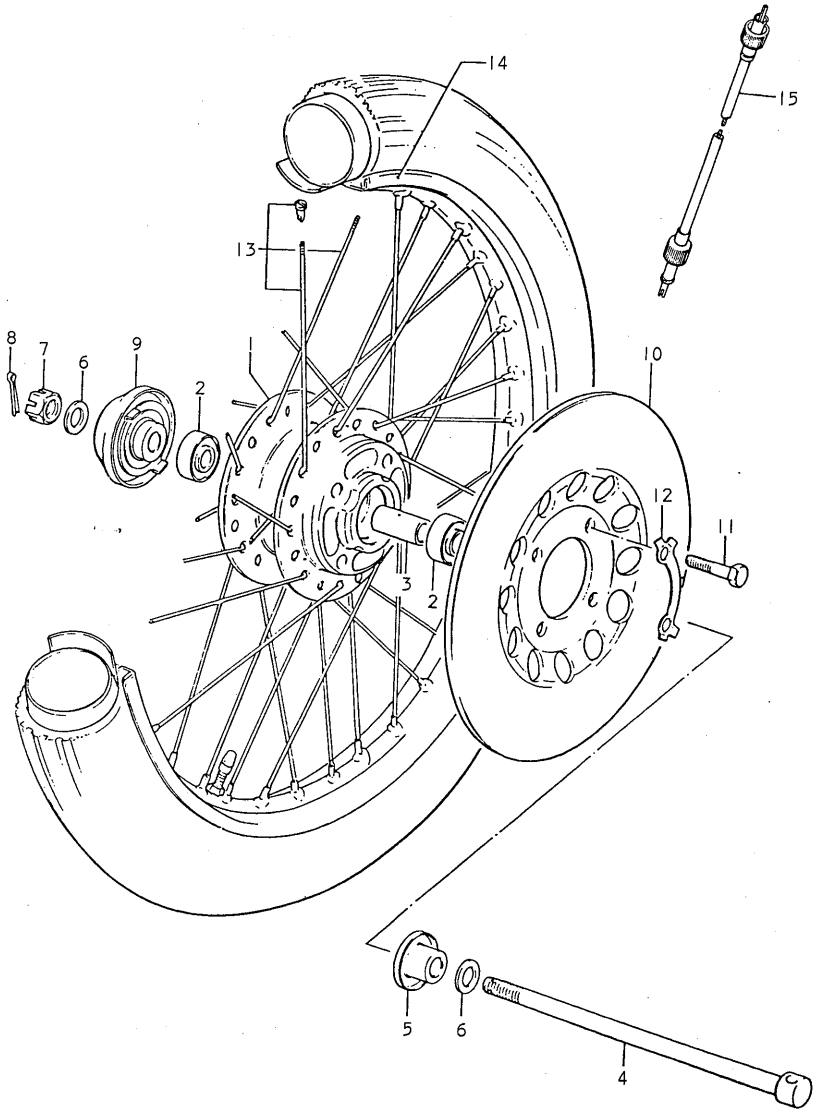




FIG.75 FOR YOUR MARKET (E18)

Ref.No.	Part No.	Description	Q'ty DB	Remarks
1	54111-46100	HUB, front	1	
2	08123-63000	BEARING, front hub	2	
3	09180-10005	SPACER	1	
4	54711-26100	AXLE, front	1	
5	54750-46100	SPACER	1	
6	08322-11108	WASHER	2	
7	08314-31108	NUT	1	
8	04111-20308	COTTER PIN	1	
9	54600-46100	BOX, speedometer gear	1	
10	59211-46100	DISK, brake	1	
11	09100-08094	BOLT	4	
12	09169-08019	WASHER	2	
13	55300-46810	SPOKE SET	1	
14	55311-22600	RIM, wheel	1	
15	34910-22210	CABLE ASSY, speedometer	1	

FIG.76 FOR YOUR MARKET (E18)

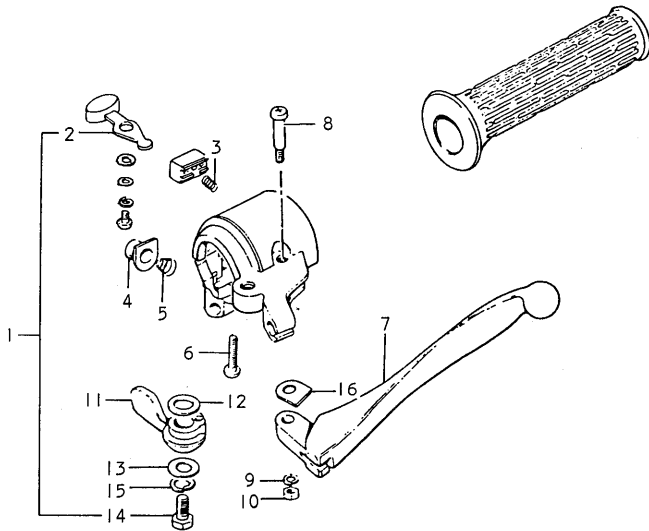


FIG.76 FOR YOUR MARKET (E18)

Ref.No.	Part No.	Description	Q'ty			Remarks
			M	B	DB	
1	57500-08412	CLUTCH LEVER / LH SWITCH ASSY	1	1	1	
2	57521-08410	•KNOB, dimmer switch	1	1	1	
3	57537-08410	•SPRING	1	1	1	
4	57370-01311	•BUTTON, horn	1	1	1	
5	57382-01311	•SPRING	1	1	1	
6	09125-05105	•SCREW	2	2	2	
7	57621-27210	•LEVER, clutch	1	1	1	
8	57431-01011	•SCREW	1	1	1	
9	08321-21058	•LOCK WASHER	1	1	1	
10	08311-11058	•NUT	1	1	1	
11	58721-25611	•LEVER, starter	1	1	1	
12	58722-03010	•WASHER, adjust	1	1	1	
13	58723-03010	•WASHER	1	1	1	
14	01112-06128	•BOLT	1	1	1	
15	08321-21068	•LOCK WASHER	1	1	1	
16	57435-20010	•SPACER, lever	1	1	1	

FIG.77 FOR YOUR MARKET (E18)

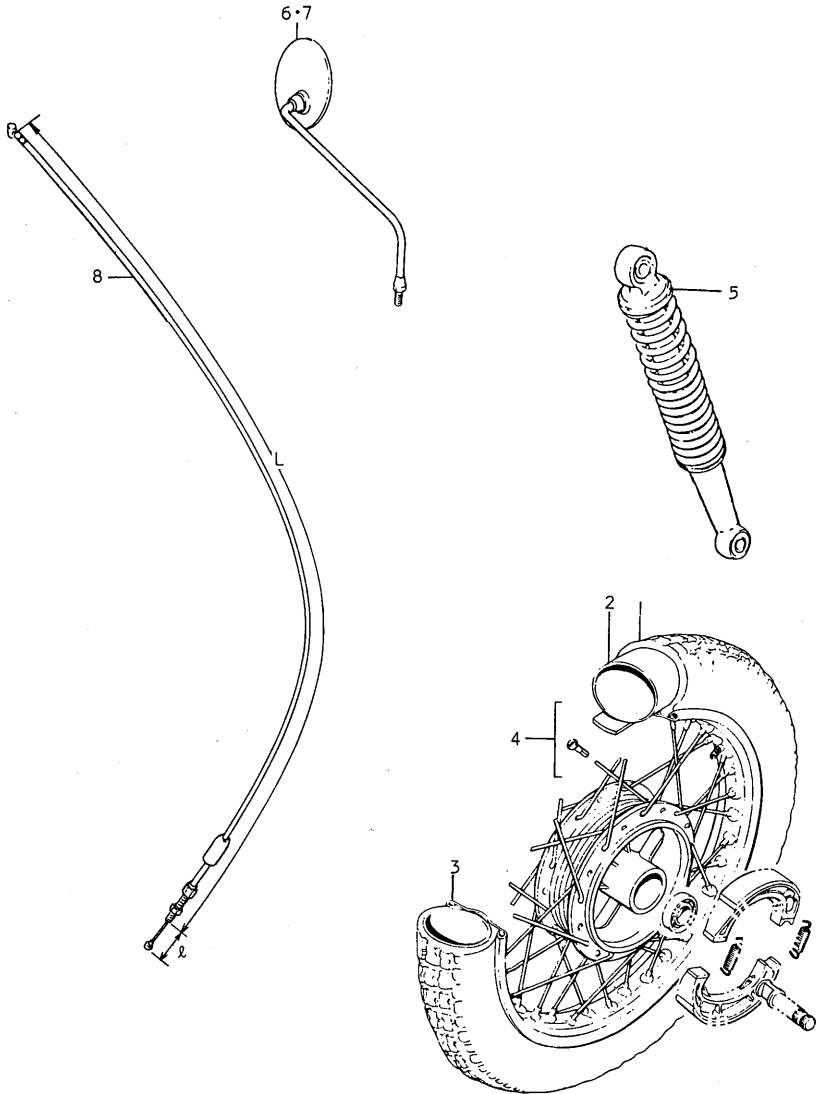


FIG.77 FOR YOUR MARKET (E18)

Ref.No.	Part No.	Description	Q'ty				Remarks
			L	M	B	DB	
1	65100-03011	TIRE, rear	1	1	1	1	
2	55200-03600	TUBE ASSY, wheel inner	1	1	1	1	
3	55311-07020	RIM, wheel	1	1	1	1	
4	65300-03817	SPOKE SET	1	1	1	1	
5	62100-22610	SHOCK ABSORBER ASSY, rear	-	-	2	2	
6	56500-19610	MIRROR, rear view LH	-	1	-	-	
7	56600-19610	MIRROR, rear view RH	-	1	1	1	
8	58100-22600	CABLE ASSY, brake	-	-	-	1	L1:810 L 18



## SUZUKI A50 for E23

### FOREWORD

This parts catalogue contains the parts for exclusive use of the SUZUKI A50 of E23 spec. specially designed for your market.

Concerning parts unlisted th this parts catalogue, refer to the standard SUZUKI A50 E1 parts catalogue.




FIG.78 FOR YOUR MARKET (E23)

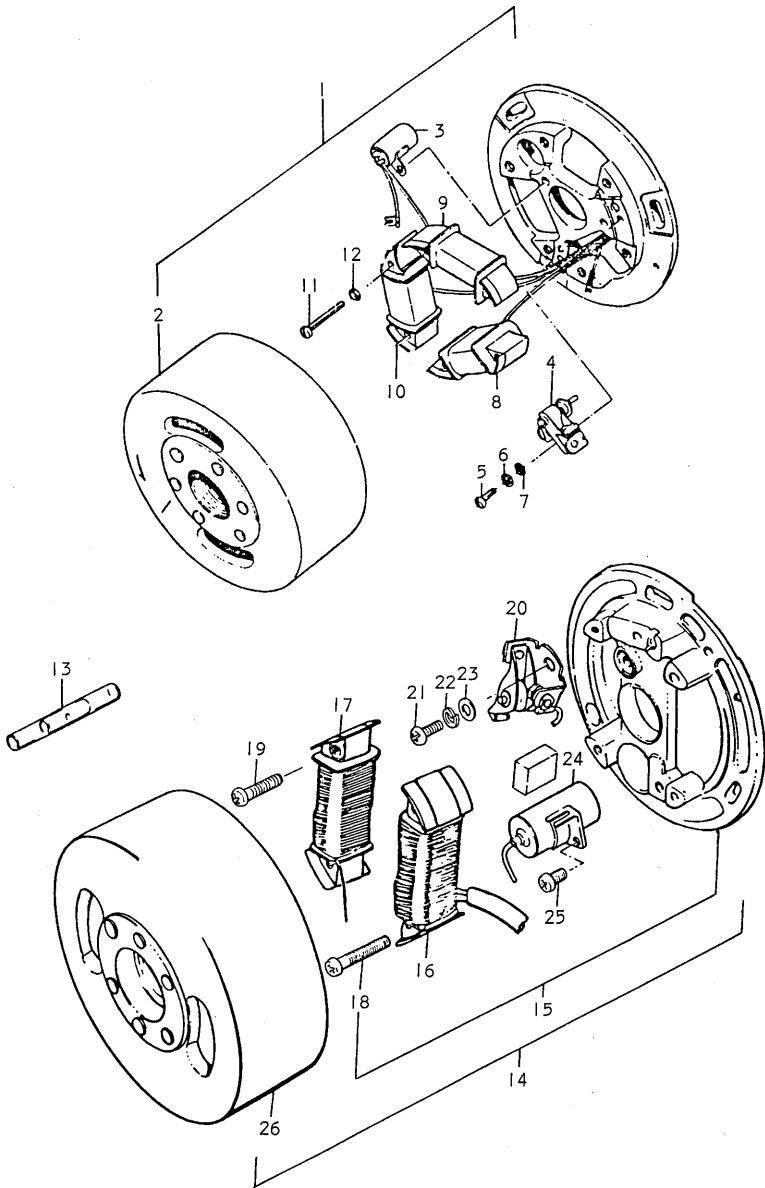




FIG.78 FOR YOUR MARKET (E23)

Ref.No.	Part No.	Description	Q'ty		Remarks
			M	B	
1	32100-03620	MAGNETO ASSY	1	-	
2	32102-03620	·ROTOR	1	-	
3	32341-25690	·CONDENSER	1	-	
4	32240-12020	·POINT ASSY, contact	1	-	
5	02311-04128	·SCREW	1	-	
6	08321-21048	·LOCK WASHER	1	-	
7	08322-21048	·WASHER	1	-	
8	32140-03620	·COIL, primary	1	-	
9	32120-03620	·COIL, lighting (A)	1	-	
10	32130-03620	·COIL, lighting (B)	1	-	
11	02111-04308	·SCREW	6	-	
12	08321-21048	·LOCK WASHER	6	-	
13	37132-03000	CONNECTOR, magneto lead wire	2	-	
14	32100-48630	MAGNETO ASSY	-	1	
15	32101-48630	·STATOR ASSY	-	1	
16	32140-48630	··COIL, primary	-	1	
17	32120-48630	··COIL, lighting	-	1	
18	02111-04258	··SCREW	-	2	
19	02111-04208	··SCREW	-	2	
20	32240-03120	··POINT, contact	-	1	
21	09125-04001	··SCREW	-	1	
22	08321-21048	··LOCK WASHER	-	1	
23	08322-21048	··WASHER	-	1	
24	32341-03020	··CONDENSER	-	1	
25	02112-05088	··SCREW	-	1	
26	32102-48630	·ROTOR	-	1	

FIG.79 FOR YOUR MARKET (E23)

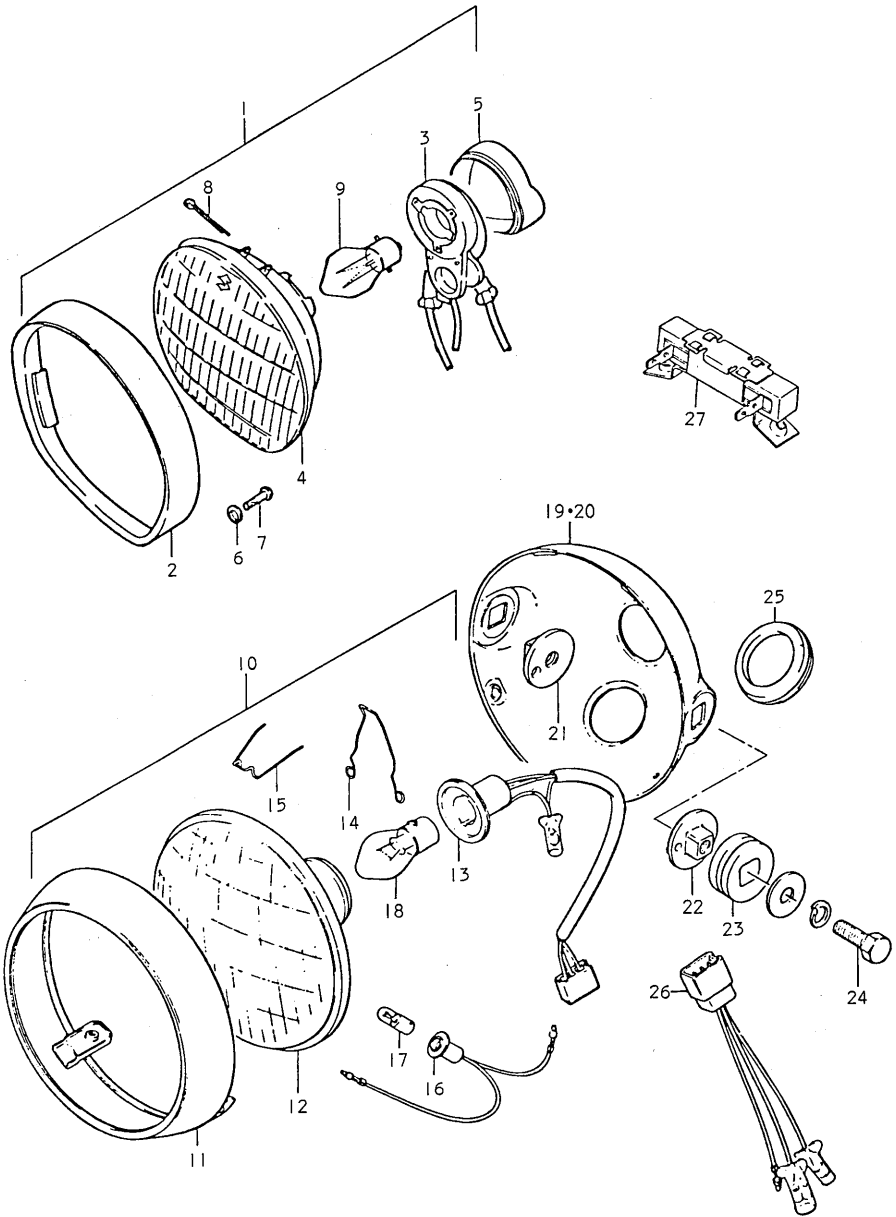


FIG.79 FOR YOUR MARKET (E23)

Ref.No.	Part No.	Description	Q'ty			Remarks
			L	M	B	
1	35100-03662	HEADLAMP ASSY	1	-	-	
2	35111-03024	·RIM	1	-	-	
3	35121-03630	·SOCKET	1	-	-	
4	35171-03633	·UNIT	1	-	-	
5	35172-11660	·CAP, socket	1	-	-	
6	08321-21038	·LOCK WASHER	1	-	-	
7	02133-03068	·SCREW	1	-	-	
8	04111-30408	·COTTER PIN	1	-	-	
9	09471-06013	·BULB (Executed locally)	1	-	-	└ 6V, 15/15W PHILIPS, #6708/86
10	35100-28661-999	HEADLAMP ASSY	-	1	1	
11	35111-28660	·RIM	-	1	1	
12	35121-28660	·UNIT	-	1	1	
13	35171-36650	·SOCKET	-	1	1	
14	35172-28660	·CLAMP, socket	-	1	1	
15	35128-33660	·CLAMP, unit	-	1	1	
16	36118-28660	·SOCKET, parking	-	1	1	
17	09471-06027	BULB	-	-	1	6V, 4W
18	09471-06018	BULB (Executed locally)	-	-	1	└ 6V, 25/25W PHILIPS #6718

FIG.79 FOR YOUR MARKET (E23)

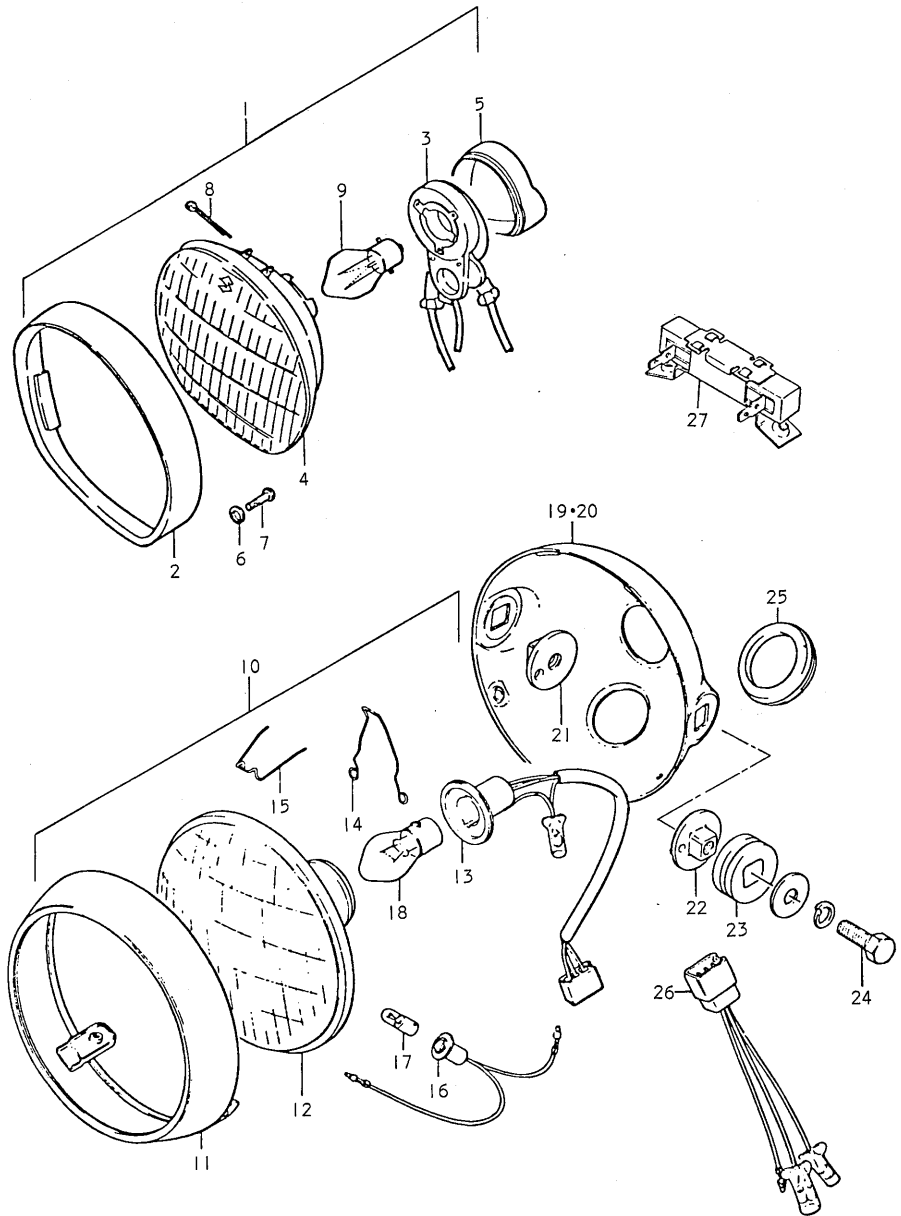


FIG.79 FOR YOUR MARKET (E23)

Ref.No.	Part No.	Description	Q'ty			Remarks
			L	M	B	
19-1	51810-28611-019	HOUSING, head lamp	-	1	-	to 51810-28612-019 to 51810-28612-797 to 51810-28612-00R to 51810-28612-00U Used with 51821-36200 (1cp.) 51860-36200 (1cp.) 51827-36200 (2cps.).
19-2	51810-28611-797	HOUSING, head lamp	-	1	-	
19-3	51810-28611-00R	HOUSING, head lamp	-	1	-	
19-4	51810-28611-00U	HOUSING, head lamp	-	1	-	
20	51810-28613-291	HOUSING, head lamp	-	-	1	
21	51821-36200	SPACER, RH	-	-	1	
22	51860-36200	SPACER, LH	-	-	1	
23	51827-36200	CUSHION	-	-	2	
24	01201-08207	BOLT	-	-	2	
25	51845-31031	GROMMET, head lamp	-	-	2	
26	36852-15670	LEAD WIRE, head lamp	-	-	1	
27	36510-22620	RESISTOR	-	-	1	



SUZUKI A50 for E32

FOREWORD

This parts catalogue contains the parts for exclusive use of the SUZUKI A50 of E32 spec. specially designed for your market.

Concerning parts unlisted in this parts catalogue, refer to the standard SUZUKI A50 E1 parts catalogue.

FIG.80 FOR YOUR MARKET (E32)

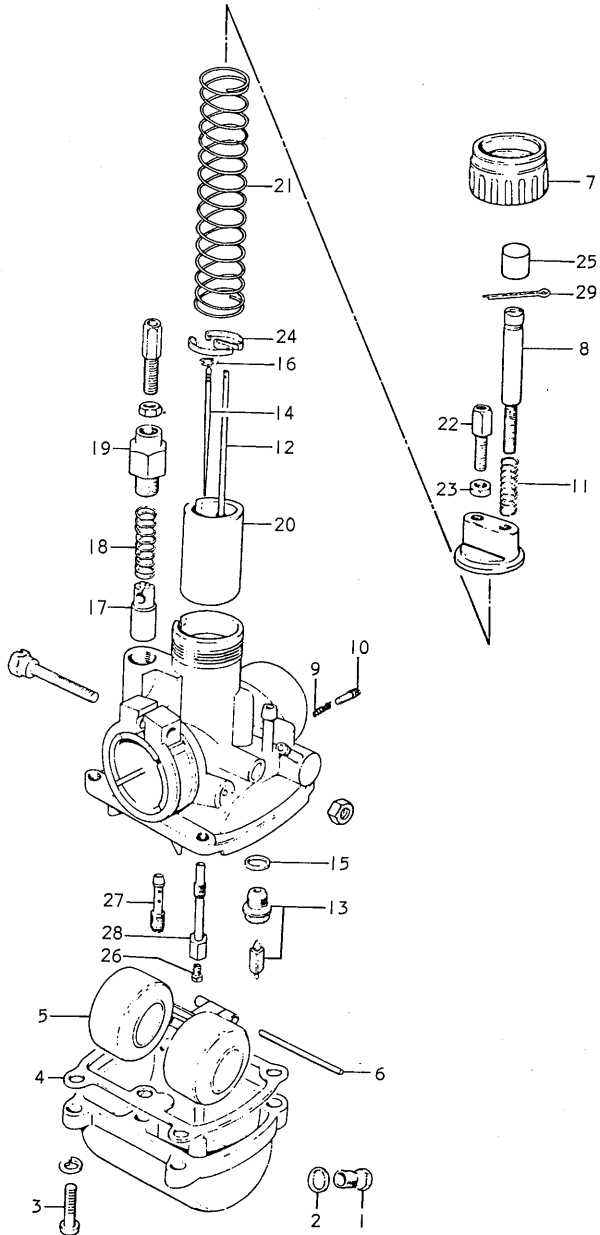




FIG.80 FOR YOUR MARKET (E32)

Ref.No.	Part No.	Description	Qty			Remarks
			L	M	B	
	13200-05631	CARBURETOR ASSY	1	1	1	
1	13247-05010	.PLUG, drain	1	1	1	
2	13249-05010	.GASKET, drain	1	1	1	
3	13248-05110	.SCREW	4	4	4	
4	13251-01011	.GASKET	1	1	1	
5	13252-02010	.FLOAT	1	1	1	
6	13254-01010	.PIN	1	1	1	
7	13265-05110	.CAP, mixing chamber	1	1	1	
8	13267-05010	.SCREW	1	1	1	
9	13268-01010	.SPRING	1	1	1	
10	13269-01010	.SCREW, air	1	1	1	
11	13268-05010	.SPRING, throttle valve stop screw	1	1	1	
12	13269-05010	.ROD, throttle valve stop	1	1	1	
13	13370-35620	.VALVE ASSY, needle	1	1	1	
14	13383-01010	.NEEDLE, jet	1	1	1	3G-3
15	13392-01010	.GASKET, valve seat	1	1	1	
16	13394-01010	.CLIP, needle	1	1	1	
17	13411-01010	.PLUNGER, starter	1	1	1	
18	13417-01010	.SPRING, plunger	1	1	1	
19	13418-03110	.CAP, plunger	1	1	1	
20	13551-26010	.VALVE, throttle	1	1	1	CA:2.0
21	13573-05010	.SPRING, throttle valve	1	1	1	

FIG.80 FOR YOUR MARKET (E32)

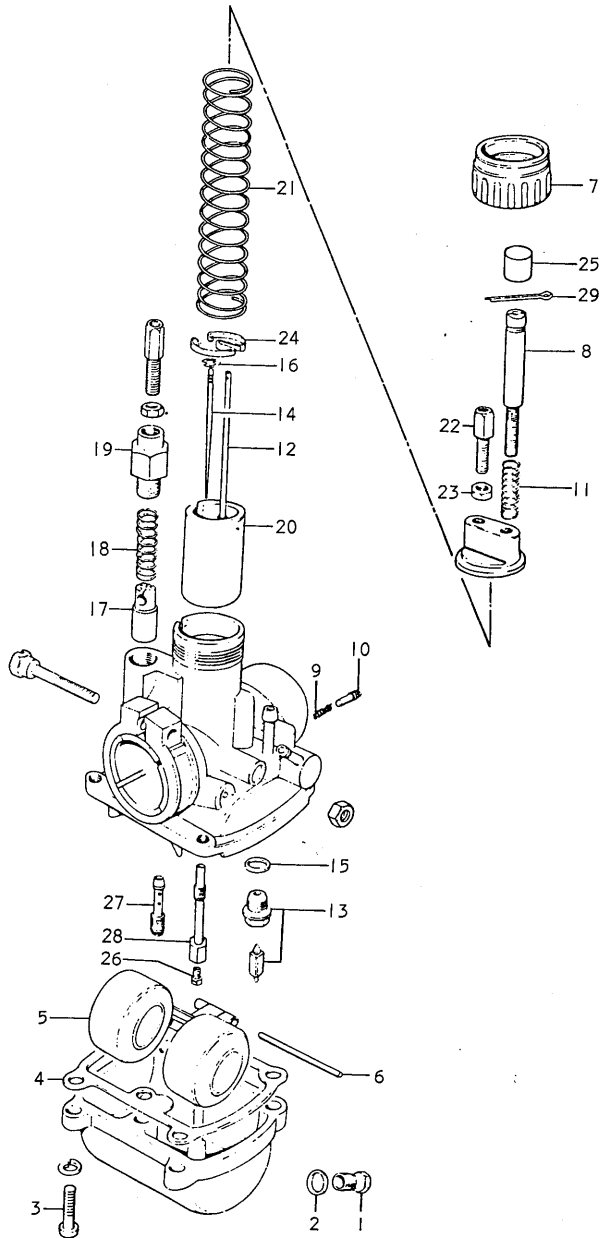


FIG.80 FOR YOUR MARKET (E32)

Ref.No.	Part No.	Description	Q'ty			Remarks
			L	M	B	
22	13577-03010	·ADJUSTER, cable	2	2	2	
23	13661-03010	·NUT	2	2	2	
24	13581-01010	·SEAT, spring	1	1	1	
25	13688-08010	·CAP	1	1	1	
26	09491-70009	·JET, main	1	1	1	
27	09492-20002	·JET, pilot	1	1	1	#20
28	09494-00038	·JET, needle	1	1	1	
29	04111-12108	·COTTER PIN	1	1	1	

FIG.81 FOR YOUR MARKET (E32)

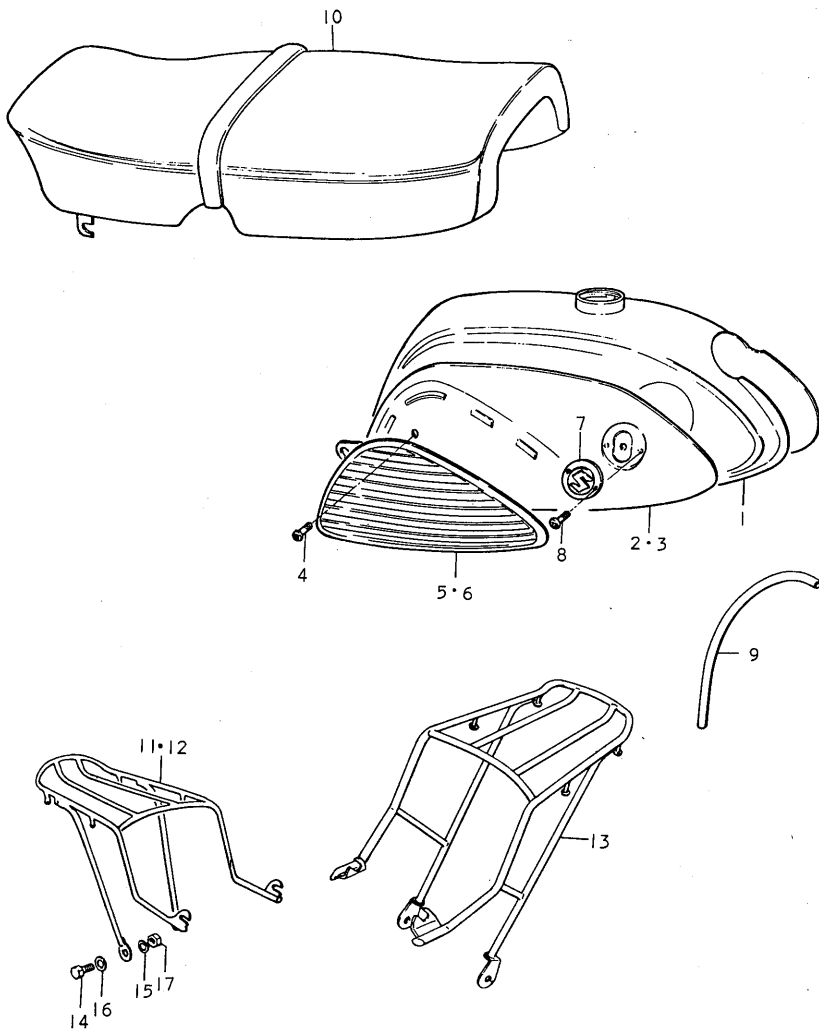


FIG.81 FOR YOUR MARKET (E32)

Ref.No.	Part No.	Description	Q'ty			Remarks
			L	M	B	
1-1	44110-22000-019	TANK, fuel	1	-	-	
1-2	44110-22000-156	TANK, fuel	1	-	-	
2	44170-21000	COVER, fuel tank RH	1	-	-	to 44171-21001
3	44180-21000	COVER, fuel tank LH	1	-	-	to 44181-21001 used with 09148-03006
4	02141-05068	SCREW	4	-	-	
5	44251-21000	KNEE GRIP, RH	1	-	-	
6	44252-21000	KNEE GRIP, LH	1	-	-	
7	68111-03002	EMBLEM	2	-	-	
8	09125-03106	SCREW	4	-	-	
9	09343-05021	HOSE, fuel	1	-	-	
10	45100-21610-369	SEAT ASSY	1	-	-	
11	46310-22200	CARRIER, sports	1	-	-	
12	46310-22500	CARRIER, sports	-	1	-	
13	46310-22602	CARRIER, sports	-	-	1	
14	01101-06128	BOLT	2	2	2	
15	08321-21068	LOCK WASHER	2	2	2	
16	08322-21068	WASHER	2	2	2	
17	08310-11068	NUT	2	2	2	

FIG.82 FOR YOUR MARKET (E32)

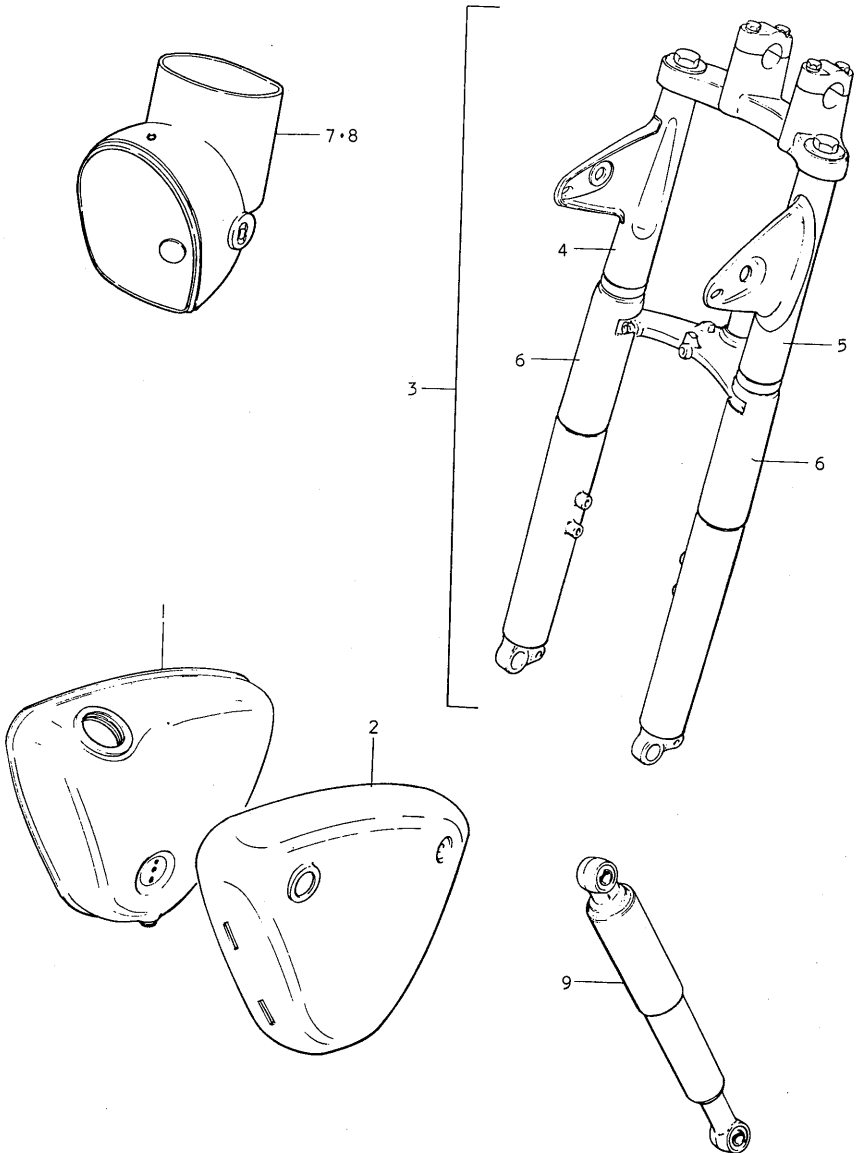


FIG.82 FOR YOUR MARKET (E32)

Ref.No.	Part No.	Description	Q'ty	Remarks
1-1	44610-21000-019	TANK, oil	1	
1-2	44610-21000-156	TANK, oil	1	
2-1	47211-21001-019	COVER, frame LH	1	
2-2	47211-21001-156	COVER, frame LH	1	
3-1	51100-22310-635	FORK ASSY, front	1	
3-2	51100-22310-623	FORK ASSY, front	1	
4-1	51530-22310-019	•FORK COVER, RH	1	
4-2	51530-22310-156	•FORK COVER, RH	1	
5-1	51540-22310-019	•FORK COVER, LH	1	
5-2	51540-22310-156	•FORK COVER, LH	1	
6-1	51511-03012-019	•COVER, outer	2	
6-2	51511-03012-019	•COVER, outer	2	
7-1	51810-03610-156	HOUSING, headlamp	1	
7-2	51810-03610-156	HOUSING, headlamp	1	
8-1	51810-03621-019	HOUSING, headlamp	1	
8-2	51810-03621-156	HOUSING, headlamp	1	
9-1	62100-22230-019	ABSORBER, rear shock	2	
9-2	62100-22230-156	ABSORBER, rear shock	2	

FIG.83 FOR YOUR MARKET (E32)

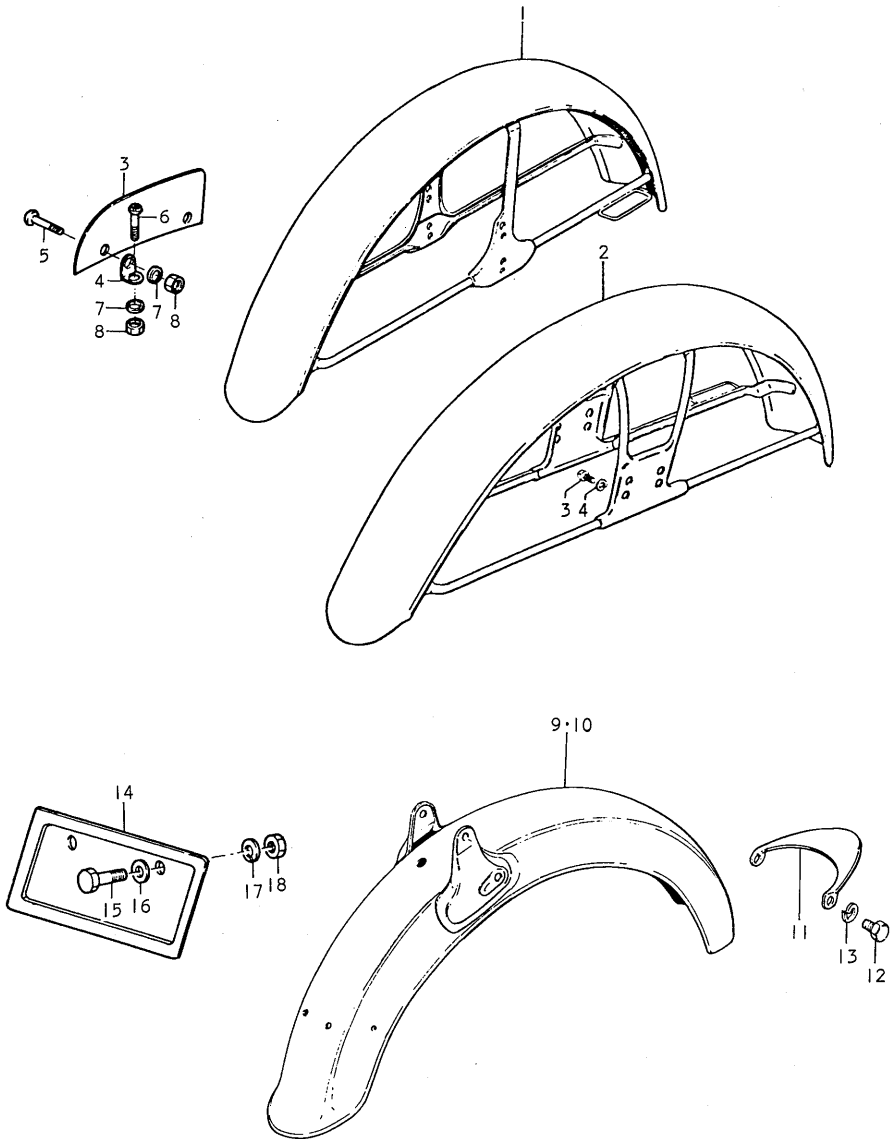




FIG.83 FOR YOUR MARKET (E32)

Ref.No.	Part No.	Description	Q'ty			Remarks
			L	M	B	
1	53110-03660	FENDER, front	1	1	-	
2	53110-22600	FENDER, front	-	-	1	
3	53351-01600	PLATE, front licence	1	1	-	
4	53361-01600	PLATE, front licence fitting	4	4	-	
5	02111-05087	SCREW	2	2	-	
6	02111-05127	SCREW	4	4	-	
7	08321-21058	LOCK WASHER	6	6	-	
8	08311-31058	NUT	6	6	-	
9	63110-22620	FENDER, rear	1	-	-	
10	63110-22640	FENDER, rear	-	1	-	
11	63310-12701	PLATE, extention	1	1	1	
12	01101-05108	BOLT	2	2	2	
13	08321-21058	LOCK WASHER	2	2	2	
14	63451-03600	PLATE, rear licence	1	1	1	
15	01101-06128	BOLT	2	2	2	
16	08322-21068	WASHER	4	4	4	
17	08321-21068	LOCK WASHER	2	2	2	
18	08310-11068	NUT	2	2	2	



SUZUKI A50 for E41

FOREWORD

This parts catalogue contains the parts for exclusive use of the SUZUKI A50 of E41 spec. specially designed for your market.

Concerning parts unlisted in this parts catalogue, refer to the standard SUZUKI A50 E1 parts catalogue.




FIG.84 FOR YOUR MARKET (E41)

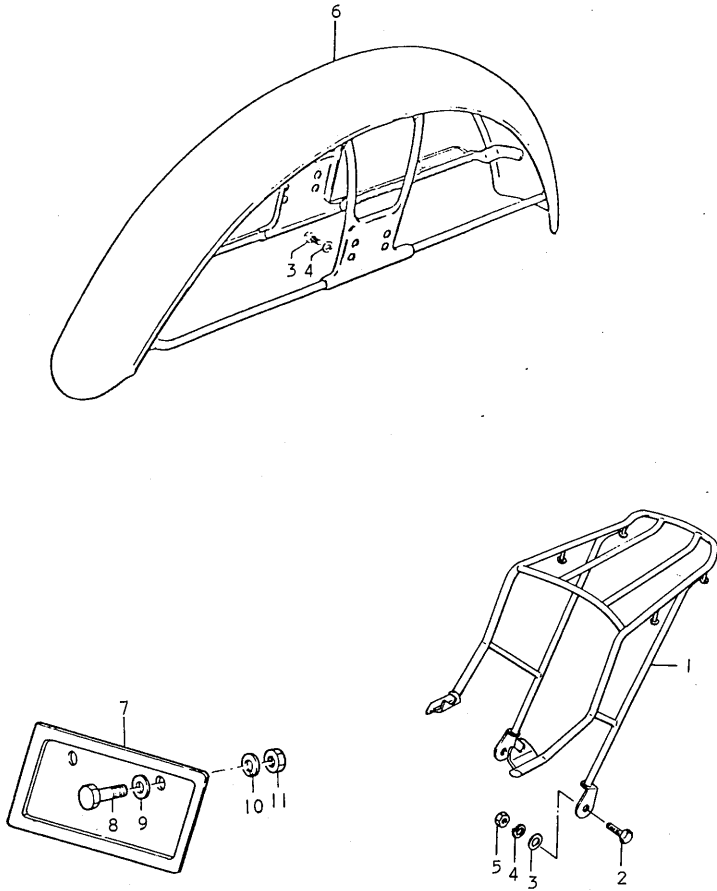


FIG.84 FOR YOUR MARKET (E41)

Ref.No.	Part No.	Description	Q'ty B	Remarks
1	46310-22602	CARRIER, sports	1	
2	01101-06128	BOLT	2	
3	08322-21068	WASHER	2	
4	08321-21068	LOCK WASHER	2	
5	08310-11068	NUT	2	
6	53110-22600	FENDER, front	1	
7	63451-03600	PLATE, rear licence	1	
8	01101-06128	BOLT	2	
9	08322-21068	WASHER	4	
10	08321-21068	LOCK WASHER	2	
11	08310-11068	NUT	2	



# PARTS NUMBER INDEX







Part No.	Page-Ref.No.	Part No.	Page-Ref.No.	Part No.	Page-Ref.No.
<b>I 0000</b>					
11111-05101	1-01-1	12140-05751	3-02-5	13252-02010	80-05
11111-26000	1-01-2	12140-05760	3-02-6	13252-06110	54-05
11141-14000	1-02	12140-05761	3-02-7		65-05
11141-22610	64-01	12140-05828	3-02-3	13254-01010	6-06
11211-26000	1-10	12151-02000	3-03		63-06
11211-26600	64-02	12161-13100	3-07-1	13254-01010	80-06
11241-05001	1-11-1	12161-35000	3-07-2	13254-11010	54-06
11241-19300	1-11-2	12200-06100	3-06-3		65-06-1
11300-22809	2-01-1	12200-35860	3-06-2	13254-35013	65-06-2
11300-22815	4-01-2	12211-06100	3-10	13265-05010	54-07
11300-22850	4-01-3	12221-06100	3-12-1	13265-05010	65-07
11300-22851	4-01-4	12221-06101	3-12-2	13265-05110	6-07
11300-26832	2-01-4	12261-06100	3-14		63-07
11300-26841	2-01-3	12410-05110	3-20-1		80-07
11302-26801	2-01-2	12410-22210	3-20-2	13267-05010	6-08
11341-05100	4-01-1	12421-05001	3-21-1	13267-05010	54-08
11351-05100	4-14-1	12421-05210	3-21-2		63-08
11351-22200	4-14-2	12450-05001	3-23-1		65-08
11351-22201	4-14-3	12450-26000	3-23-2		80-08
11361-05000	4-21-1	12460-05001	3-26	13268-01010	6-09
11361-22200	4-21-2	12471-05001	3-27	13268-01010	54-09
11361-22201	4-21-3	12511-06100	3-15		63-09
11380-05841	4-24-2	13200-05111	6-0		65-09
11380-05842	5-01-2	13200-05112	6-0		80-09
11381-05001	4-24-1	13200-05631	63-0	13268-05010	6-11
11383-05000	5-01-1	13200-05631	80-0	13268-05010	54-11
11385-05002	8-01-1	13200-22630	54-0		63-11
11385-26000	8-01-2	13200-22680	65-0		65-11
11400-26820	45-15	13247-05010	6-01		80-11
11440-05004	5-05-1		54-01	13269-01010	6-10
11440-22500	5-05-2	13247-05010	63-01	13269-01010	54-10
11481-05000	2-02		65-01		63-10
11482-05000	4-02		80-01		65-10
11483-05000	4-15-1	13248-05110	6-03		80-10
11483-26000	4-15-2		54-03	13269-05010	63-12
11492-05002	5-03	13248-05110	63-03	13269-05010	80-12
11910-06000	5-07		65-03	13296-05010	6-12
12000-06822	3-06-1		80-03		54-12
12110-05101	3-01-1	13249-05010	6-02		65-12
12110-05102	3-01-2		54-02	13370-01011	6-13
12110-05750	3-01-4	13249-05010	63-02	13370-01011	54-13
12110-05751	3-01-5		65-02		65-13-1
12110-05760	3-01-7		80-02	13370-35620	65-13-2
12110-05761	3-01-8	13251-01010	54-04		80-13
12110-35000	3-01-3		65-04	13383-01010	6-14
12110-35010	3-01-6	13251-01011	6-04	13383-01010	63-14
12110-35020	3-01-9		63-04		80-14
12140-05110	3-02-1		80-04	13383-19011	54-14
12140-05111	3-02-2	13252-02010	6-05		65-14
12140-05750	3-02-4		63-05	13392-01010	6-15

Part No.	Page-Ref.No.	Part No.	Page-Ref.No.	Part No.	Page-Ref.No.
13392-01010	54-15 63-15 65-15 80-15	13680-22600 13688-08010	55-02 64-04 6-25 54-25 63-25		
13394-01010	6-16				
13394-01010	54-16 63-16 65-16-1	13688-08010	65-25 80-25		
	80-16	13700-05110-673	5-09-1		
13394-12110	65-16-2	13700-05110-674	5-09-2		
		13700-05110-676	5-09-3		
				<b>20000</b>	
13411-01010	6-17 54-17 63-17 65-17 80-17	13700-22310-019 13700-22311-019 13700-22600 13700-22600-019 13700-22601-019	5-09-4 5-09-5 64-06-1 55-03 64-06-2	21111-03000 21111-03001 21200-05101 21200-05102 21231-03041	3-29-1 3-29-2 9-01-1 9-01-2 9-02
13417-01010	6-18 54-18 63-18 65-18 80-18	13701-05010 13721-05012 13742-05110 13770-01011 13780-05110	5-10 5-11 5-15 63-13 5-12	21231-25040 21241-25300 21241-25301 21411-03002 21411-22200	9-03 9-04-1 9-04-2 9-10 9-11
13418-03110	6-19 54-19 63-19 65-19 80-19	13881-05001 13881-05002 14181-05010 14182-05000	5-16-1 5-16-2 7-01 7-05 47-03	21441-12000 21451-03000 21451-23000 21460-03001 21460-23000	9-15 9-16 9-17 9-18 9-19
13551-22630	54-20 65-20	14182-05000 14301-05002	64-09 7-02-1	23111-03001 23121-03010	9-09 9-20
13551-26010	6-20 63-20 80-20	14301-05003 14301-22300 14301-22301	7-02-2 7-03-1 7-03-2	23200-05030 23222-07000 24121-05100	9-23 9-27 10-01
13573-05010	6-21 54-21 63-21 65-21 80-21	14301-22301 14301-22641 14510-05003	47-01 55-04 64-07 7-04 47-02	24131-05100 24221-05100 24221-05101 24231-05100 24231-05101	10-17 10-04-1 10-04-2 10-02-1 10-02-2
13577-03010	6-22 54-22 63-22 65-22 80-22	14510-22640 16002-05826 16100-26010 16100-26820	55-05 64-08 8-03 8-04-2 8-04-1	24241-05100 24251-05100 24310-05102 24321-05102 24321-05103	10-05 10-09 10-18 10-22-1 10-22-2
13581-01010	6-24 54-24 63-24 65-24 80-24	16292-03110 16292-03111 16391-05030 16710-11011 16731-03100	8-05-1 8-05-2 8-09 8-20 8-10	24331-05101 24331-05102 24341-05100 24351-05100 24741-05000	10-20-1 10-20-2 10-24 10-26 10-15-1
13661-03010	6-23 54-23 63-23 65-23 80-23	16810-12630 16810-12631 16820-05033 16820-05034 16820-26030	8-14 8-15 8-17 8-18 8-19	24741-35000 24821-09000 25211-05100 25221-05100 25311-05100	10-15-2 2-22 11-01 11-02 11-06-2

Part No.	Page-Ref.No.	Part No.	Page-Ref.No.	Part No.	Page-Ref.No.
25311-05600	11-06-1	32101-22010	13-02-2	32341-25690	56-03
25340-05100	11-11-1	32101-43012	14-02		66-03
25340-05101	11-11-2	32101-48630	48-14		78-03
25350-05100	11-15		66-14	32341-43012	14-11
25354-05100	11-13-1		78-15	32800-01020	22-01
25354-05101	11-13-2	32102-03620	48-02	32800-19062	22-02
25381-05100	11-08		56-02	32800-19063	22-03
25411-05100	11-07		66-02	33410-19020	13-22-1
25510-05100	11-32-1		78-02		66-27
25510-22200	11-32-2	32102-22011	13-14	33410-22220	13-22-2
25600-05103	11-40-1	32102-43012	14-14	33410-22220	14-21
25600-05104	11-40-2	32102-48630	48-25	33500-69810	1-07-3
25600-05201	11-41-3		66-25	33502-10801	1-07-1
25600-05620	11-41-1		78-26	33503-10801	1-07-2
25600-05621	11-41-2	32120-03110	13-03	33510-22600	47-05
25652-03201	11-42	32120-03620	48-09	33510-22600	64-11-1
25652-16500	11-43		56-09	33510-22610	47-06
25671-19000	11-35		66-09		64-11-2
26211-05000	12-01-1		78-09	33541-22000	1-08-1
26211-35001	12-01-2	32120-43012	14-03	33541-69010	1-08-2
26221-01030	12-02	32120-48630	48-16	33542-51000	1-09-1
26222-01001	12-03		66-16	33542-98000	1-09-2
26231-01000	12-06		78-17	33610-03010	23-01
26232-01000	12-09	32130-03620	48-10	34100-05012	15-01
26241-05100	12-14-1		56-10	34100-05600-999	15-02-2
26241-05101	12-14-2	32130-03620	66-10	34100-05600-999	49-01
26300-03002	12-15-2		78-10	34100-05612	15-02-1
26300-13100	12-15-1	32140-03110	13-04	34100-06601-999	57-01
26300-13990	12-15-3	32140-03620	48-08	34100-22620	49-07
26352-01000	12-16		56-08	34100-26011	16-01
27511-04000	10-31-1	32140-03620	66-08	34100-26011-999	16-02-1
27511-19700	10-31-2		78-08	34100-26013	16-02-2
27600-05011	10-34	32140-43012	14-04	34100-26014	16-03
27620-01011	10-35	32140-48630	48-15	34100-26603	16-04
			66-15	34170-25011	16-05
		32140-48630	78-16	34170-26600	16-06
		32240-03120	48-19		49-08
			66-19	34173-01010	15-04
			78-20		49-03
		32240-12020	48-04		57-03
<b>30000</b>					
32100-03620	48-01	32240-12020	56-04	34175-05010	15-05
	56-01		66-04		49-05
	66-01		78-04	34179-01010	15-06
	78-01	32240-28010	13-07		49-04
32100-22011	13-01	32240-43012	14-07		57-04
32100-43012	14-01	32341-03020	48-23	34181-01010	57-02
32100-48630	48-13		66-23	34181-03012	15-03
	66-13		78-24		49-02
	78-14	32341-03110	13-11	34910-05030	15-11-1
32101-03111	13-02-1	32341-25690	48-03	34910-22210	75-15

Part No.	Page-Ref.No.	Part No.	Page-Ref.No.	Part No.	Page-Ref.No.
34910-22330	15-11-2	35171-03633	79-04	35710-22511-999	21-01
	57-07	35171-12221	15-19	35710-22621	51-01
34910-27130	16-20		50-05		60-01
34910-28131	16-19	35171-25620	50-11		69-01-1
34950-26001	16-09	35171-27220	17-06	35710-22623	69-01-2
34951-03000	57-06	35171-36640	59-04	35710-22650-999	51-12
34951-03001	15-08	35171-36650	67-13	35710-22660	21-13
34955-20000	16-10		79-13	35710-23010	51-09
35100-03022	15-12	35172-11660	67-08	35710-25600	20-10
35100-03632-999	67-01		79-05	35712-06110	20-02
35100-03662	79-01	35172-28660	59-05	35712-20010	20-11
35100-22320-999	15-13		67-14	35712-27310	21-02
35100-22620	50-01		79-14	35712-27630	51-10
35100-25620	50-09	35187-03021	58-02	35712-27660	51-02
35100-27222	17-01	35189-11031	58-03		60-02
35100-27651-999	59-01	35601-05112-999	18-01-2	35712-27660	69-02
35100-28661-999	67-10	35601-12610-999	68-01	35712-39620	21-14
	79-10	35601-13412	18-01-1	35712-46620	51-13
35111-03024	15-14	35601-22680-999	68-07	35713-46620	51-14
	58-01	35601-25211	19-01	35765-15010	20-13
35111-03024	67-02	35603-05111	18-02-1	35765-15010	21-04
	79-02	35603-05112	18-02-2		51-04
35111-22320	15-15	35603-05113	18-02-3		60-04
	50-02	35603-19661	68-02		69-04
35111-27221	17-02	35603-22010-999	18-08	35765-22210	20-15
35111-28660	59-02	35603-25012	19-02	35765-22210	21-06
	67-11	35603-27670-999	68-08		51-06
	79-11	35603-35110	18-07		60-06
35121-03020	15-16	35603-46210	19-11		69-06
35121-03630	67-03	35612-12611	18-03	35766-15010	20-14
35121-03630	79-03	35612-12611	68-03	35766-15010	21-05
35121-27650	59-03		68-09		51-05
35121-28660	67-12	35612-20010	18-09		60-05
	79-12		19-03		69-05
35123-25322	17-05	35612-46210	19-12	35766-22210	20-16
35123-25620	50-10	35613-03610	68-10	35766-22210	21-07
35124-22020	15-17	35613-06111	18-04		51-07
	50-03		18-10		60-07
35124-27222	17-03		19-04		69-07
35125-22020	15-18		19-13	36116-08421	50-13
35125-22020	50-04	35613-06111	68-04	36118-25620	50-12
35125-27222	17-04	35620-07600	68-16	36118-28660	59-07
35128-22020	15-22	35623-06110	18-05		67-16
	50-07		18-11		79-16
35128-27221	17-07		19-05	36500-23020	67-27
35128-28660	59-06	35623-06110	68-05	36510-22600	23-13
	67-15-1	35627-43010	51-16	36510-22620	50-17
35128-33660	67-15-2	35661-22610	19-22		67-29
	79-15		68-21		79-27
35171-03633	67-04	35710-12660	20-01	36610-05100	22-09-1

Part No.	Page-Ref.No.	Part No.	Page-Ref.No.	Part No.	Page-Ref.No.
36610-05101	22-09-2	38500-22033	22-15	44110-22200-614	27-10-2
36610-22001	22-09-3	38500-23030	22-16-1	44110-22300-138	27-15-1
36610-22200	22-09-4	38500-23031	22-16-2	44110-22300-186	27-15-2
36610-22202	22-10	38500-30640	56-17	44110-22300-797	27-15-3
36610-22204	56-15		69-13	44110-22300-798	27-15-4
36610-22600	22-11	38500-30641	69-14	44110-22650-00R	28-01-3
36660-33000	68-25	38610-12110	18-16	44110-22650-019	28-01-1
36740-15010	23-10		19-18	44110-22650-797	28-01-2
36851-22700	22-12	38610-27650	68-22	44110-22661-00U	28-01-4
36851-39700	22-13			44110-22680-00U	28-04-1
36851-46200	19-23			44110-22680-019	28-04-3
36852-15670	50-16			44110-22680-05H	28-04-2
	59-11			44170-21000	81-02
	67-26			44180-21000	81-03
	79-26			44200-22601	27-03
		<b>40000</b>			
36852-22610	23-16	41100-05100-002	24-01-1	44200-36600	27-04
36852-22620	22-08	41100-05100-019	24-01-2		28-08-1
36862-27690	23-08	41100-05100-061	24-01-3	44200-36701	28-08-2
36870-23030	22-17	41100-05100-078	24-01-4	44210-12000	27-01
36870-31030	22-18	41100-05100-079	24-01-5	44248-12000	27-02
36875-22000	56-16	41100-21200-019	24-02-1	44251-05100	27-06
37110-05671	56-14	41100-21201-019	24-02-2		70-02
37110-21011	23-17-1	41540-05100	23-03	44251-21000	81-05
37110-21012	23-17-2	42100-12700	25-01	44252-05100	27-07
37110-22010	69-12	42100-22200	25-02		70-03
37110-22600	23-18	42211-03001	25-03	44252-21000	81-06
37110-22612	47-08	42251-03002	25-06	44300-01882	27-29
37110-22620	47-09	42310-35700	25-16	44300-05110	27-28-1
37132-03000	23-21	43110-05200	26-01	44300-05111	27-28-2
	47-07	43110-22001	26-03	44300-22571	28-15
37132-03000	56-13	43110-22300	26-02	44300-28818	28-16
	66-26	43151-01000	26-04	44341-05110	27-30
	78-13	43300-01003	26-08-1	44341-28070	28-19
37145-07700	43-01-1	43300-20000	26-08-2	44344-05110	27-31
37145-19710	43-02	43300-25000	26-08-3	44344-28070	28-17
37145-25700	43-01-5	43510-05200	25-10-1	44346-05110	27-32
37146-07700	43-01-2	43510-22000	25-11	44346-28070	28-18
37147-07700	43-01-3	43510-22300	25-10-2	44610-05100-002	29-01-1
37148-07700	43-01-4	43600-03001	26-15	44610-05100-019	29-01-2
37711-05100	11-25-1	43612-03001	26-16	44610-05100-061	29-01-3
37711-05101	11-25-2	44110-05100-673	27-05-1	44610-05100-078	29-01-4
37712-01000	11-23	44110-05100-674	27-05-2	44610-05100-079	29-01-5
37712-26000	11-24	44110-05100-676	27-05-3	44610-21000-00R	29-02-6
37721-05100	11-21	44110-05100-678	27-05-4	44610-21000-00U	29-03-1
37721-26000	11-22	44110-05100-681	27-05-5	44610-21000-019	29-02-1
37740-19051	23-22-1	44110-05610-567	70-01-1	44610-21000-019	29-03-3
37740-27051	23-22-2	44110-05610-652	70-01-2		82-01-1
37810-05660	58-09	44110-22000-019	81-01-1	44610-21000-05H	29-03-2
38500-01031	22-14-1	44110-22000-156	81-01-2	44610-21000-138	29-02-2
38500-01032	22-14-2	44110-22200-613	27-10-1	44610-21000-156	82-01-2

Part No.	Page-Ref.No.	Part No.	Page-Ref.No.	Part No.	Page-Ref.No.
<b>50000</b>					
44610-21000-186	29-02-3	50000-25837	37-34-1	51146-23640	33-06
44610-21000-797	29-02-4	51100-05600-673	30-0		52-06
44610-21000-798	29-02-5	51100-05600-674	30-0		71-04
44640-11843	29-09	51100-05600-676	30-0		72-06
44651-11040	29-04	51100-05600-678	30-0	51147-31030	33-08
44661-11000	29-05	51100-05600-681	30-0	51147-31030	52-08
44720-11030	29-06	51100-12611-673	30-0		71-06
44733-11030	29-07	51100-12611-674	30-0		72-08
45100-12100	24-03	51100-12611-676	30-0	51148-31030	33-07
45100-21610-369	81-10	51100-12611-678	30-0		52-07
45100-22300-369	24-04-1	51100-12611-681	30-0	51148-31030	71-05
45100-22301-369	24-04-2	51100-22310-609	31-0		72-07
45100-22610-369	70-07	51100-22310-611	31-0	51150-03011	31-04
45100-22631-403	24-05-1	51100-22310-623	82-03-2		32-04
45100-22631-865	24-05-2	51100-22310-635	82-03-1	51150-12010	30-05
45100-22712-403	70-08	51100-22311-609	31-0	51152-03011	30-04
45100-22714-865	70-09	51100-22311-611	31-0		31-05
46310-22200	45-01-1	51100-22311-986	31-0		32-05
	81-11	51100-22311-987	31-0	51153-03011	30-06
46310-22500	45-01-2	51100-23312-00R	32-0		
46310-22500	81-12	51100-23312-00U	32-0	51153-46100	33-03
46310-22602	45-02	51100-23312-019	32-0		52-03
	81-13	51100-23312-797	32-0		71-09
	84-01	51100-23640-291	71-0		72-03
47130-01001	24-12	51100-23650-00U	33-0	51154-12011	30-07
47130-01002	24-13	51100-23650-019	33-0	51154-12011	31-15
47211-12100-002	24-10-1	51100-23650-05H	33-0		32-14
47211-12100-019	24-10-2	51100-23680-291	52-0	51156-46100	33-04
47211-12100-061	24-10-3		72-0		52-04
47211-12100-078	24-10-4	51110-05010	30-03		71-10
47211-12100-079	24-10-5	51110-23010	31-03	51156-46100	72-04
47211-21001-00R	24-11-6		32-03	51169-46100	52-16
47211-21001-00U	24-11-7	51110-23640	52-05		71-16
47211-21001-019	24-11-1		71-03		72-16
	24-11-9		72-05	51171-03620	30-08
47211-21001-019	82-02-1	51110-23650	33-05	51171-20010	31-08
47211-21001-05H	24-11-8	51130-05100-126	30-01	51171-23640	52-12
47211-21001-138	24-11-2	51130-21010-126	31-01		71-12
47211-21001-156	82-02-2	51130-22210	32-01		72-12
47211-21001-186	24-11-3	51131-23640	71-01	51171-23650	33-12
47211-21001-797	24-11-4	51131-23680	33-01	51171-24900	32-09
47211-21001-798	24-11-5		52-01	51172-01212	30-11
			72-01		31-09
		51140-05110-126	30-02	51172-23010	32-10
		51140-21010-126	31-02	51172-23650	33-11
		51140-22210	32-02	51172-46100	52-15
		51141-23640	71-02		71-15
		51141-23680	33-02		72-15
			52-02	51173-01210	30-09
			72-02		31-06

Part No.	Page-Ref.No.	Part No.	Page-Ref.No.	Part No.	Page-Ref.No.
51173-01210	32-06	51410-12600	30-21	51530-23650-019	33-19-1
51173-23650	33-30	51410-22010	31-07	51530-23650-05H	33-19-3
51176-46100	52-14		32-07	51540-12210-002	30-18-1
	71-14	51410-23640	33-14	51540-12210-019	30-18-2
	72-14		71-18	51540-12210-061	30-18-3
51177-46100	33-09	51410-23640	72-18	51540-12210-078	30-18-4
	52-09	51410-23640-291	52-18	51540-12210-079	30-18-5
	71-07	51451-03010	30-22	51540-22310-019	82-05-1
	72-09		31-21	51540-22310-138	31-11-1
51181-03010	30-12		32-21	51540-22310-156	82-05-2
51181-22010	31-13	51452-05130	33-27	51540-22310-186	31-11-2
	32-13	51452-08010	30-19	51540-22310-797	31-11-3
51181-22011	71-17		31-20	51540-22310-798	31-11-4
	72-17		32-20	51540-23311-00R	32-12-3
51181-22030	33-13	51452-08030	33-16	51540-23311-00U	32-12-4
51181-22030	52-17	51452-08030	52-20	51540-23311-019	32-12-1
51192-46100	52-13		71-20	51540-23311-797	32-12-2
	71-13		72-20	51540-23640-291	52-25
	72-13	51452-46100	71-32		71-25
51196-46100	33-10	51453-03010	30-20		72-25
51196-46100	52-10	51453-03010	31-19	51540-23650-00U	33-20-2
	71-08		32-17	51540-23650-019	33-20-1
	72-10	51511-03012-019	82-06-1	51540-23650-05H	33-20-3
51311-12010	30-26-1		82-06-2	51542-05130	52-32
51311-12650	30-26-2	51511-03012-138	31-12-1		72-32
51311-22010	31-17	51511-03012-186	31-12-2	51551-01211	30-15
51311-22210	32-15	51511-03012-797	31-12-3	51551-21010	31-16
51311-23640-019	33-21	51511-03012-798	31-12-4	51551-23640	33-32
51311-23640-291	52-26	51511-23650-00U	33-31-2	51551-23650	33-33
	71-26	51511-23650-019	33-31-1	51552-03110	30-14
51311-23640-291	72-26	51511-23650-05H	33-31-3	51553-01211	30-16
51351-07012	30-29	51530-12210-002	30-17-1		31-14
51351-20010	31-22	51530-12210-019	30-17-2	51553-27410	33-34
	32-23	51530-12210-061	30-17-3	51553-46100	52-23
51352-46100	33-23	51530-12210-078	30-17-4		71-23
51352-46100	52-28	51530-12210-079	30-17-5	51553-46100	72-23
	71-28	51530-22310-019	82-04-1	51555-22010	32-30
	72-28	51530-22310-138	31-10-1	51571-03110	30-13
51356-22011	30-31	51530-22310-156	82-04-2	51571-46100	52-11
	31-24-1	51530-22310-186	31-10-2		71-11
51356-22011	32-24	51530-22310-797	31-10-3	51571-46100	72-11
51356-22012	31-24-2	51530-22310-798	31-10-4	51573-03110	30-10
	32-25	51530-23311-00R	32-11-3	51611-20002	37-26
51357-22010	31-28	51530-23311-00U	32-11-4	51621-05000	37-27-1
	32-29	51530-23311-019	32-11-1	51621-25000	37-27-2
51357-22030	33-22	51530-23311-797	32-11-2	51622-20001	32-08
	52-27	51530-23640-291	52-24		33-15
	71-27		71-24		52-19
	72-27		72-24		71-19
51361-03110	30-28	51530-23650-00U	33-19-2		72-19

Part No.	Page-Ref.No.	Part No.	Page-Ref.No.	Part No.	Page-Ref.No.
51631-05000	37-29	51821-36200	79-21	54451-46110	36-07
51643-05000	37-31-1	51827-27302	17-12	54600-46100	75-09
51643-06001	37-31-2	51827-36200	67-23	54611-03000	35-12
51810-03610-002	15-28-1		79-23	54611-03001	36-12
51810-03610-019	15-28-2	51828-25300	17-13	54621-03000	35-13
51810-03610-061	15-28-3	51845-31030	17-17	54621-03000	36-13
51810-03610-078	15-28-4	51845-31031	67-25	54632-01001	35-14
51810-03610-079	15-28-5		79-25		36-14
51810-03610-138	15-28-6	51860-36200	17-11	54661-03000	35-16
51810-03610-156	82-07-1		79-22		36-16
51810-03610-156	82-07-2	51900-19010	37-33	54711-03601	35-20
51810-03610-186	15-28-7	51910-25310	37-34-2	54711-26100	36-20
51810-03610-797	15-28-8	53110-03660	34-01-2		75-04
51810-03610-798	15-28-9		62-01	54730-01000	35-23
51810-03620-138	15-29-1		83-01		36-25
51810-03620-186	15-29-2	53110-05100-126	34-01-1	54740-26100	36-24
51810-03620-797	15-29-3	53110-22600	62-02	54750-46100	75-05
51810-03620-798	15-29-4		83-02	54892-01000	35-25
51810-03621-019	82-08-1		84-06	55100-01011	35-32
51810-03621-156	82-08-2	53110-22610	74-02		36-30
51810-24901-019	58-04	53110-22700	34-02	55200-01011	35-33
51810-26000-00R	17-09-3	53111-46630-126	53-01		36-31
51810-26000-00U	17-09-4		74-01		41-36
51810-26000-019	17-09-1	53112-46100	53-02		42-29
51810-26000-797	17-09-2		74-03	55200-03600	77-02
51810-27200-00R	17-18-3	53311-01200	45-07-1	55250-01000	35-35
51810-27200-019	17-18-1	53311-40000	45-07-2	55261-01010	35-34
51810-27200-291	17-18-4	53321-09100	45-08		36-32
51810-27200-797	17-18-2	53351-01600	62-05		41-37
51810-28611-00R	59-10-3		83-03		42-30
51810-28611-00R	67-19-3	53361-01600	62-06	55300-46810	75-13
	79-19-3		83-04	55301-01812	35-31
51810-28611-00U	59-10-4	54110-46001	35-01		36-34
	67-19-4	54110-46110	36-01	55311-01020	35-30
	79-19-4	54111-46100	75-01		36-33
51810-28611-019	59-10-1	54210-03005	35-02-1	55311-01020	41-38
	67-19-1	54210-03006	35-02-2		42-31
	79-19-1	54210-46110	36-02	55311-07020	77-03
51810-28611-797	59-10-2	54410-01005	35-03	55311-22600	75-14
	67-19-2		41-03	56110-05300	43-03-1
51810-28611-797	79-19-2	54410-43000	36-03	56110-12700	43-03-2
51810-28613-291	67-20		42-03	56111-05700	43-04-2
	79-20	54441-01001	35-05-1	56111-05720	43-05-2
51817-06300	58-07		41-05-1	56111-12730	43-04-1
51817-06301	17-21	54441-01002	35-05-2	56111-12740	43-05-1
51817-06301	17-22	54441-01002	41-05-2	56111-12760	37-01-2
51818-06300	58-08	54441-29300	36-05	56111-20710	37-01-3
51821-36200	17-10		42-05	56111-20712	37-02
	67-21	54451-03002	35-07-2	56111-50950	37-01-1
	67-22	54451-03601	35-07-1	56211-03010	30-27-1



Part No.	Page-Ref.No.	Part No.	Page-Ref.No.	Part No.	Page-Ref.No.
56211-11010	30-27-2	57500-08412	61-01	59309-46100	73-06
56211-22011	31-18-1		76-01	59360-46100	73-02
56211-27110	31-18-2	57500-21012	39-02-3	59371-46100	73-03
	32-16	57500-27210	39-02-1	59372-46100	73-15
56211-27130-291	33-24	57500-27211	39-02-2	59373-46100	73-16
56211-27130-291	71-29	57521-08410	61-02	59381-46100	73-14
	72-29		76-02		
56211-27200-291	52-29	57535-08410	61-21		
56500-03012	37-03	57537-08410	76-03		
56500-19010	37-06	57621-05010	39-12		
56500-19600	37-05	57621-27210	39-13		
56500-19610	77-06		61-11		
56510-03012	37-04		76-07		
56600-19010	37-07	58100-03731	37-09		
56600-19610	77-07		43-06-2		
57110-05010	38-01-1	58100-03751	43-06-1	60000	
57110-20010	38-01-2	58100-22600	77-08	61100-22850-019	40-01-6
57211-05010	39-24-1	58200-05000	43-07-2	61105-03815-002	40-01-1
57211-20010	39-24-2	58200-05710	37-14-2	61105-03815-019	40-01-2
57300-05701	38-03	58200-07001	43-07-1	61105-03815-061	40-01-3
				61105-03815-078	40-01-4
57300-20712	38-04-3	58200-07711	37-14-1	61105-03815-079	40-01-5
57300-20713	38-04-4	58300-05000	43-08-2	61211-20001	40-04
57300-22210	38-04-1	58300-05710	37-17-1	61300-35820-126	40-12
57300-22211	38-04-2	58300-05720	43-08-1	61310-05001-126	40-10-1
57320-01011	38-05	58300-05730	37-17-2	61310-19000-126	40-10-2
57320-01011	39-03	58300-22630	37-17-3	61320-05001-126	40-11-1
57334-01010	38-06	58410-01002	43-09-1	61320-05002-126	40-11-2
	39-07	58410-01751	37-22-1	61411-01002	41-30-2
	61-06		43-09-2		42-24
57337-01010	38-10	58410-19900	37-22-2	61411-01602	41-30-1
57337-01010	39-08	58631-07010	38-02	61421-01002	41-31-2
	61-07	58721-03011	39-18	61421-01602	41-31-1
57370-01311	39-09	58721-25611	39-19	62100-05620-002	40-17-1
	61-08		61-16	62100-05620-019	40-17-2
	76-04		76-11	62100-05620-061	40-17-3
57382-01311	39-10	58722-03010	39-20	62100-05620-078	40-17-4
	61-09		61-17	62100-05620-079	40-17-5
	76-05		76-12	62100-22230-019	82-09-1
57390-07011	38-11	58723-03010	39-21	62100-22230-138	40-18-1
57421-05010	38-14		61-18	62100-22230-156	82-09-2
57421-27210	38-15	58723-03010	76-13	62100-22230-186	40-18-2
57431-01011	38-16	59111-18410	73-09	62100-22231-00R	40-19-3
	39-14	59112-18410	73-10	62100-22231-00U	40-19-4
	61-12	59150-46100	73-04	62100-22231-019	40-18-3
	76-08	59211-46100	75-10	62100-22231-138	40-18-4
57435-20010	38-17	59300-46100	73-01	62100-22231-186	40-18-5
	39-15	59300-46810	73-11	62100-22231-797	40-19-1
	61-13	59305-46100	73-07	62100-22231-798	40-19-2
	76-16	59306-46100	73-08	62100-22610	53-07
57500-05701	39-01	59308-46100	73-05		77-05

Part No.	Page-Ref.No.	Part No.	Page-Ref.No.	Part No.	Page-Ref.No.
62100-22630-00U	40-19-5	65300-03817	77-04	99000-10205-00U	46-02-7
62100-22630-019	40-19-7	65301-01817	41-39	99000-10205-05H	46-02-8
62100-22630-05H	40-19-6		42-32	99000-10205-078	46-01-3
62311-19600	40-20	68101-22820-61P	28-05-2	99000-10205-079	46-01-4
63110-05101-126	34-05-1	68101-22820-61R	28-05-1	99000-10205-126	46-01-5
63110-05610	34-05-2	68101-22820-61U	28-05-3	99000-10205-138	46-02-1
63110-22200	34-06	68111-03002	81-07	99000-10205-797	46-02-4
63110-22609	34-08	68111-11001	27-08	99000-10205-798	46-02-5
63110-22610	34-07		70-04	99000-10209-00R	46-04-6
63110-22619-126	53-06	68111-22200	27-11	99000-10209-00U	46-04-7
63110-22620	83-09	68111-33001	27-20	99000-10209-05H	46-04-8
63110-22640	83-10	68111-34000	28-06	99000-10209-078	46-03-3
63110-22649	74-08	68115-22200	27-13	99000-10209-079	46-03-4
63110-22699-126	74-07	68115-22620-002	27-18	99000-10209-126	46-03-5
63310-12701	45-12	68115-22630-538	28-02	99000-10209-138	46-04-1
63310-12701	83-11	68116-22620-064	27-16	99000-10209-797	46-04-4
63451-03600	62-11	68125-22200	27-14	99000-10209-798	46-04-5
	83-14	68125-22620-002	27-19	99000-21021	44-07-2
	84-07	68125-22630-538	28-03	99000-21145	44-07-1
64110-01000	41-01	68126-22620-064	27-17	99000-21150	44-07-3
64110-46100	42-01	68131-46100	24-23	99000-21250	44-07-4
64210-01003	41-02-1		29-20	99000-21260	44-07-5
64210-01004	41-02-2	68132-05600	24-16	99000-25030	44-01
64210-46100	42-02	68141-12600	24-17	99000-31010	44-02
64311-01001	40-27		29-18	99000-32040	44-03
64451-01002	41-06-1	68141-22200	24-21		
64451-20000	41-06-2	68141-22610	24-22		
64451-46100	42-06		29-19		
64511-01739	41-26-2	68171-22600	29-21		
64511-01741	41-26-7	68171-26000	29-22		
64511-01751	41-26-8	68233-31000	4-25		
64511-01770	41-26-3	68233-34000	5-02		
64511-01780	41-26-1				
64511-01790	41-26-5				
64511-01970	41-26-9				
64511-01970	42-21-2			01101-05088	23-14
64511-22300	42-21-1			01101-05108	45-13
64511-27710	41-26-4				83-12
64511-27720	41-26-6			01101-06108	21-17
64611-01000	41-12-1				34-03
64611-01001	41-12-2				
64651-01000	41-13	90001-31817	37-37	01101-06108	37-20
64711-01603	41-14	99000-10105-019	46-01-1		62-03
64711-43000	42-12	99000-10105-061	46-01-2	01101-06128	19-19
64730-01000	41-18	99000-10105-186	46-02-2		34-09
		99000-10105-291	46-02-3		45-03
64750-22600	42-18	99000-10109-019	46-03-1	01101-06128	53-05
64761-01000	41-16	99000-10109-061	46-03-2		62-12
65100-01011	41-35	99000-10109-186	46-04-2		74-06
	42-28	99000-10109-291	46-04-3		81-14
65100-03011	77-01	99000-10205-00R	46-02-6		83-15

00000

90000

Part No.	Page-Ref.No.	Part No.	Page-Ref.No.	Part No.	Page-Ref.No.
01101-06128	84-02	01221-08357	32-27	02112-05128	37-35
	84-08	01221-08757	32-26		62-08
01101-06168	28-12	01301-08308	70-10-1	02112-05168	5-04
	68-17-1	01304-08308	70-10-2		5-06
	68-23-1	02111-03087	15-20		8-11
01101-06308	11-19	02111-03087	24-18	02112-05168	13-15
01101-08128	16-17		50-06		29-12
	22-21	02111-04107	13-08	02112-05208	22-05
01101-08168	25-13		13-12	02112-05308	8-12
01101-08258	24-06	02111-04188	65-26	02112-05408	4-09
01102-06208	11-44	02111-04207	5-18	02112-06068	53-04
	12-17-2		51-03		74-05
01104-06168	68-17-2		60-03	02112-06088	23-19-2
	68-23-2	02111-04208	48-18	02112-06108	8-02
	69-09		66-18		10-16
01104-06208	69-10	02111-04208	78-19	02112-06108	30-24
01104-08558	33-26	02111-04258	13-05		31-23
	52-31		48-17		32-18
	71-31		66-17		73-12
	72-31		78-18	02112-06128	22-19
01104-10308	33-18	02111-04308	48-11	02112-06128	33-29
	52-22		56-11		52-34
	71-22		66-11		71-35
	72-22		78-11		72-34
01112-06108	29-14	02111-04508	21-03	02112-06258	4-19
01112-06128	18-17	02111-04508	51-15	02112-06307	2-08
	20-05	02111-04558	20-03		4-20
	29-13		21-15	02112-06358	2-07
	39-23	02111-05068	55-06		4-08
	61-20		67-28		4-23
01112-06128	76-14	02111-05087	83-05	02112-06408	2-06
01112-06168	27-25	02111-05127	13-23		4-07
01112-06208	20-19		83-06		4-18
	21-09	02111-06128	23-19-1	02112-06458	2-05
01112-06258	12-17-1	02112-03048	11-27		4-06
01112-06258	20-20	02112-04108	14-08	02112-06458	4-22
	21-10		14-12	02112-06508	4-05
01112-06608	19-17		45-09	02112-06557	2-04
01122-08208	15-34	02112-04128	17-28		4-17
01122-08258	17-19	02112-04208	11-29	02112-06708	4-04
01201-08207	67-24-1	02112-04208	69-03	02122-05128	9-28
	79-24	02112-04258	14-05	02122-06128	11-26
01201-08307	17-20	02112-05068	7-06	02122-06168	3-28
01204-08207	67-24-2		47-04		11-12
01211-06257	30-32		64-10	02131-03358	20-12
01221-08127	37-32	02112-05088	48-24	02132-05128	4-26
01221-08207	17-14		62-07	02133-03067	67-06
01221-08257	15-30		66-24	02133-03068	79-07
01221-08307	31-29-1		78-25	02133-03167	68-11
01221-08357	31-29-2	02112-05128	14-22	02133-04128	15-25

Part No.	Page-Ref.No.	Part No.	Page-Ref.No.	Part No.	Page-Ref.No.
02141-05068	81-04	08310-11068	11-17	08314-11108	35-21
02311-04128	48-05		19-21		41-17
	56-05		21-18	08314-31108	36-22
	66-05		36-09		75-07
	78-05		42-10	08314-31128	42-14
03111-04208	5-20	08310-11068	42-27	08321-21038	24-20
03211-03168	19-14		45-06		38-08
04111-12108	6-29		62-15		39-06
	54-29		68-18		61-05
	63-29		81-17		67-05
04111-12108	65-31	08310-11068	83-18	08321-21038	79-06
	80-29		84-05	08321-21048	11-30
04111-20208	26-14		84-11		13-06
	26-19	08310-11088	2-12		13-09
04111-20308	35-29		8-27		14-06
04111-20308	36-23	08310-11108	25-08	08321-21048	14-10
	41-25		40-05		14-13
	75-08		68-15		17-29
04111-25208	11-05	08310-21048	45-11		48-06
04111-30308	26-07	08310-21068	9-25		48-12
04111-30308	42-15	08310-21068	24-15	08321-21048	48-21
04111-30408	15-21	08310-22058	62-10		56-06
	67-07	08311-11038	24-19		56-12
	79-08	08311-11058	15-09		65-27
04211-09129	2-03		38-12		66-06
04211-09129	3-25	08311-11058	38-19	08321-21048	66-12
	4-03		39-17		66-21
	4-16		61-15		78-06
06111-06003	37-28		76-10		78-12
06211-03052	3-22	08311-11068	18-19		78-22
08113-62000	35-27	08311-11068	20-06	08321-21058	8-13
	36-28		20-22		13-13
08113-62030	41-24		21-12		13-24
08113-63030	10-27		35-09		15-10
08123-63000	75-02		41-10		22-07
08123-63010	42-20	08311-11068	41-32	08321-21058	37-36
08143-62010	41-22	08311-11088	16-11		38-18
08143-63000	35-26		16-14		39-16
	36-27	08311-11108	13-17		45-14
08143-63010	41-23	08311-31058	83-08		61-14
08143-63010	42-19	08312-11088	15-33	08321-21058	62-09
08211-12261	10-10		18-13		76-09
08211-12302	12-12		37-15		83-07
08211-17282	9-12		41-28		83-13
	10-08	08312-11108	19-10	08321-21068	11-20
08211-17301	9-08	08312-31108	19-06	08321-21068	11-45
08221-20285	3-13		26-20		12-18
08310-11058	16-16	08312-32108	25-19		20-07
	22-04	08313-11067	5-13		22-20
08310-11068	1-03	08313-11107	40-23		23-07

Part No.	Page-Ref.No.	Part No.	Page-Ref.No.	Part No.	Page-Ref.No.
08321-21068	23-20 29-15 30-25 30-33 31-26	08321-21108	32-22 33-17 40-06 52-21 68-14	08322-21068	35-08 36-08 40-15 41-09 41-33
08321-21068	32-19 33-28 34-04 34-10 37-21	08321-21108  08321-31088	68-19 71-21 72-21 2-15 73-18	08322-21068	42-09 42-25 45-04 53-03 62-13
08321-21068	39-22 41-34 42-26 45-05 52-33	08322-11068 08322-11088	19-16 2-13 15-32 16-18 17-15	08322-21068	71-33 74-04 81-16 83-16 84-03
08321-21068	61-19 62-04 62-14 71-34 72-33	08322-11088  08322-11108	17-27 18-15 19-08 36-21 75-06 68-13	08322-21068 08322-21088	84-09 2-14 24-08 25-15 73-19
08321-21068	73-13 76-15 81-15 83-17 84-04	08322-21038  08322-21048	11-28 38-07 39-05 61-04 11-31	08322-21108  08331-11149	13-20 14-16 40-07 40-24 12-04
08321-21068 08321-21088	84-10 2-16 15-31 16-13 17-16	08322-21048	13-10 14-09 17-30 45-10 48-07	08331-11159  08341-31039  09100-06005	35-19 36-19 3-34 14-19 40-13
08321-21088	17-26 18-14 22-22 24-07 25-14	08322-21048	48-22 56-07 66-07 66-22 78-07	09100-06007 09100-06048 09100-06050  09100-06051	40-14-1 23-05 35-10 41-11 40-14-2
08321-21088	31-27 32-28 33-25 40-32 52-30	08322-21048 08322-21058	78-23 13-16 13-25 14-23 22-06	09100-06078  09100-08024 09100-08026 09100-08094	36-10 42-11 2-10 2-09 75-11
08321-21088 08321-21108	71-30 72-30 11-36 13-19 14-17	08322-21058 08322-21068	23-15 26-12 1-05 5-14 18-18	09100-08140 09100-10007 09100-10018 09100-10046 09104-08014	42-22 25-18 25-04 40-26 73-17
08321-21108	19-09 25-09 30-23 30-30 31-25	08322-21068	19-20 20-08 23-06 26-13 34-11	09105-08001 09108-06012 09108-06026 09111-06004 09111-08013	41-27 2-11-2 2-11-1 11-10 40-30

Part No.	Page-Ref.No.	Part No.	Page-Ref.No.	Part No.	Page-Ref.No.
09119-08014	8-26	09160-12011	41-07	09180-20006	3-31
09125-03103	38-09-1	09160-12012	42-13	09180-20017	3-17
	39-04	09160-12015	10-19	09200-06010	26-18
	61-03	09160-12020	11-39	09209-05012	12-07
09125-03106	27-09	09160-14001	36-11	09209-10001	26-11-1
09125-03106	70-05	09160-14001	42-07	09209-10001	37-11
	81-08	09160-14005	12-13	09209-10002	11-03
09125-04001	48-20	09160-15002	26-06	09209-11002	26-11-2
	66-20	09160-16005	35-17	09221-05001	9-05
	78-21		36-17	09247-06001	4-10-1
09125-04108	27-12	09160-16011	3-09	09247-10001	2-17
09125-05105	38-09-2	09160-19006	26-17		2-19-2
	38-13	09160-21005	9-07	09247-14001	2-19-1
	39-11	09161-04005	15-27	09250-05001	34-12-1
	61-10	09161-08002	29-16	09250-06001	37-08
09127-03002	28-07	09165-04004	15-26	09250-07001	34-12-2
09128-06004	4-10-2	09166-14003	3-33-1	09250-08002	7-07
	23-04	09166-14008	3-33-2	09250-08003	7-09
09128-06006	28-20	09166-24001	37-30	09250-09001	40-03
09134-03101	35-18	09167-16001	10-33	09250-10001	68-20
09134-03101	36-18	09167-17002	9-14	09250-12002	2-21
09134-06001	9-24	09167-17003	10-23	09250-14002	5-08
09139-05011	14-18	09168-05001	29-11	09250-20003	2-24
09139-06002	12-10	09168-06001	4-11		8-25
09140-08008	40-31	09168-06002	8-08	09250-22002	40-08
09140-10001	40-21	09168-06002	8-24	09250-25001	9-29
09140-10003	13-18	09168-06010	28-21	09250-30001	40-16
	14-15	09168-10002	2-18	09259-19002	4-13
09140-10012	40-22		2-20-2	09259-20003	4-12
09140-14002	3-32	09168-10005	8-21	09261-02001	9-22
09140-16001	9-13	09168-14004	2-20-1	09261-04002	11-09
09140-16002	10-32	09169-08011	41-29	09262-17012	10-14
09140-16005	41-19		42-23	09262-20015	3-19
09148-04005	27-21	09169-08019	75-12	09263-12001	10-11
09150-05101	26-10-1	09180-06002	27-24	09263-12003	3-05
09150-05101	37-10	09180-06002	28-11	09263-12003	3-08
09150-06001	26-10-2	09180-06004	11-04	09263-16002	3-11
09152-05105	76-06	09180-06021	11-14	09269-20006	3-16
09152-06002	24-14	09180-06022	11-16	09280-00002	3-24
09159-06002	1-04	09180-07005	68-24	09280-08003	8-22
09160-05001	35-15	09180-08001	17-25	09280-12001	35-06
	36-15	09180-08021	58-06		41-08
09160-05006	16-15	09180-10003	35-22	09280-14003	36-06
09160-06004	27-26	09180-10005	75-03		42-08
	28-13	09180-12005	41-15	09280-17001	10-30
09160-06020	20-21	09180-12005	42-16	09280-23001	29-10
	21-11	09180-12078	42-17	09283-20011	3-18
09160-06027	69-11	09180-17004	41-20	09283-21001	10-29
09160-10005	40-25	09180-17008	10-28	09283-25009	3-30
09160-12011	35-11	09180-17025	9-06	09284-15001	35-24

Part No.	Page-Ref.No.	Part No.	Page-Ref.No.	Part No.	Page-Ref.No.
09284-15001	36-26	09361-14001	29-08	09471-06002	16-07
09285-05004	10-13	09380-17001	10-03		49-09
09285-12001	11-37-1		10-21		50-14
09285-12002	11-37-2		10-25	09471-06003	15-23
09285-14001	12-11	09380-26001	10-07	09471-06007	20-18
09285-25001	41-21	09381-12001	3-04	09471-06008	20-04
09285-43001	35-28	09384-06001	40-29		21-08
	36-29	09384-12001	11-38	09471-06009	21-16
09287-07001	37-12	09385-10001	40-33		51-11
09287-07002	37-16	09399-14001	10-06	09471-06013	79-09
09287-07002	37-18	09401-08401	27-34	09471-06014	67-09
09300-12003	10-12-1		28-23	09471-06015	50-15
09300-12008	10-12-2	09402-46301	5-17-1	09471-06018	67-18
09300-36001	2-23	09402-46306	5-17-2		79-18
09308-05005	20-09-2	09402-48303	5-19-2	09471-06020	20-17
09308-05005	21-19	09402-48501	5-19-1	09471-06021	18-06
09308-10001	23-12	09403-09304	37-19		18-12
09308-12001	23-24	09403-10303	13-26		19-07
09308-12003	20-09-1	09407-06401	37-23-2		19-15
09309-04005	55-01	09408-00001	37-23-1		68-06
09309-04005	64-03	09408-00002	37-24	09471-06022	15-24
09309-08002	8-16	09408-00003	37-25-1		17-08
09309-09003	13-21	09408-00014	37-25-2	09471-06027	59-08
	14-20	09440-04010	12-08		67-17
09319-10009	40-02	09440-06003	37-13		79-17
09320-08004	16-12	09440-09004	26-09	09471-06028	50-08
09320-09002	27-23	09440-18002	40-28	09471-06032	59-09
	28-10	09443-06005	23-23-2	09471-06033	68-12
09320-12014	17-24	09443-06019	23-23-1	09471-06034	51-08
09320-22001	40-09	09443-07001	35-04		51-17
09321-05006	27-27	09443-07001	36-04	09471-06034	60-08
	28-14		41-04		69-08
09321-10001	25-07		42-04	09481-15001	23-11
09321-10002	24-09	09443-07013	11-33	09482-00003	1-06-1
09321-10004	7-08	09443-08001	9-26	09482-00057	1-06-2
09329-10005	27-22	09443-08005	11-18	09482-00058	1-06-3
	28-09	09443-12003	9-21	09491-52002	54-26
09329-12002	17-23	09443-14005	25-17	09491-57002	65-28
	58-05	09443-16002	25-05	09491-62002	6-26-7
09343-05016	27-33-2	09444-26005	11-34-1	09491-65003	6-26-6
09343-05021	27-33-1	09444-26008	11-34-2	09491-67001	6-26-1
	28-22	09448-31003	26-05-1	09491-70005	6-26-5
	70-06	09448-31010	26-05-2	09491-70009	63-26
	81-09	09448-38002	12-05		80-26
09344-03019	64-05	09462-00007	23-02	09491-72005	6-26-2
09344-05001	29-17-2	09471-06001	15-07	09491-72009	6-26-3
09344-05005	29-17-1		16-08	09491-75005	6-26-4
09360-06003	8-06		49-06	09492-17002	54-27
	8-23		49-10		65-29
09360-06005	8-07		57-05	09492-20002	6-27-1







**SUZUKI MOTOR CO., LTD.**

Head Office : Hamamatsu - Nishi, P.O.Box 1,  
432-91 Hamamatsu, Japan

SUZUKI A50 PARTS CATALOGUE

5th Edition

Printed in Apr., 1977

Published in Apr., 1977

Editor : SUZUKI MOTOR Co., LTD.

Export parts section

Reprint Prohibited















***SUZUKI MOTOR CO.,LTD.***