




**SUZUKI  
TS125R**




**SUZUKI  
TS125J**




**SUZUKI  
TS125K**




**SUZUKI  
TS125L**



**SUZUKI  
TS125M**



**SUZUKI  
TS125A**





# PREFACE

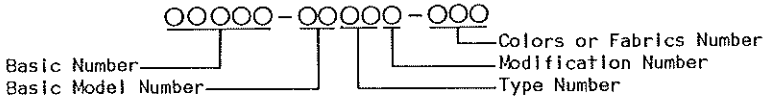
When it becomes necessary to replace parts on SUZUKI Motorcycles, always use SUZUKI GENUINE PARTS which have passed a strict inspection which guarantees quality and performance.

This parts catalogue covers the list of all service parts for SUZUKI TS125R, TS125J, TS125K, TS125L, TS125M and TS125A.

## A. INSTRUCTIONS FOR QUOTING THE CATALOGUE

### 1. COMPOSITION OF THE PART NUMBER

#### 1-1. REGULAR PARTS

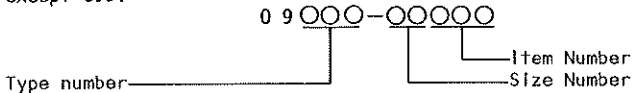


#### 1-2. STANDARD PARTS

Numbers of all standard parts begin with 0 except beginning with 09 or 000.

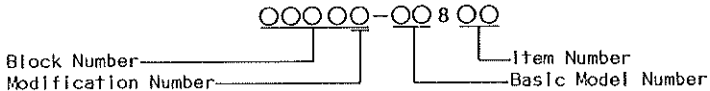
#### 1-3. SPECIAL STANDARD PARTS

Special standard parts are parts which are similar to standard parts but differ in some respect. All special standard parts numbers begin with 09 except 099.



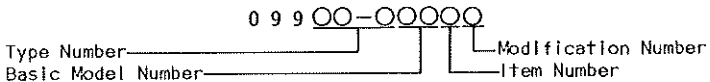
#### 1-4. PARTS ASSEMBLIES

The eight digit of numbers of parts assemblies is always 8.



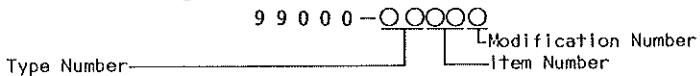
#### 1-5. SPECIAL TOOLS

Part Numbers begin with 099.



#### 1-6. MISCELLANEOUS

Part numbers begin with 99000.



## 2. DIMENSIONS

Dimensions of the parts in this catalogue are indicated in unit millimeters.

## 3. ABBREVIATIONS

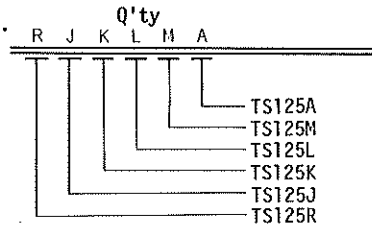
Abbreviations used in this catalogue are as follows:

AR : As required	L : Length
ASSY : Assembly	NT : Number of teeth
F.No. : Frame Number	OPT : Optional
d. : Diameter of material	OS : Over size
ID : Inside diameter	STD : Standard
OD : Outside diameter	T : Thickness
LH : Left hand side	W : Width
RH : Right hand side	
~F.No.12345 : Up to F.No.TS125-12345	
F.No.12345~ : From F.No. TS125-12345	

Figures in the remarks column show the dimensions of parts as follows:

$$\frac{12}{\text{ID}} \times \frac{34}{\text{OD}} \times \frac{5.6}{\text{T(or W, L)}}$$

The number or letter shown below Q'ty indicate the MODELS NAME as shown right side.



## 4. INNER PARTS OF ASSEMBLY




Parts number which has a period mark (.) before its parts name shall be indicated its proper inner part of the relative assembly one.

## 5. MODIFICATION NOTICE

The parts bulletin will be sent to you as all occasions when changes in parts occur on machines except interchangeable modifications between new parts and old ones.

## 6. COLOR CHART

COLOR No.	COLOR NAME	MANSEL COLOR No.	TYPE					
			R	J	K	L	M	A
002	LIGHT BLUE	5PB 3/7			○			
019	BLACK	N1	○	○	○	○	○	○
064	PURE WHITE	N9.3		○				○
126	PEARL METALLIC		○	○	○	○	○	
137	DAYTONA BLUE	10B 4.9/10.2	○					
163	ASPEN YELLOW	3Y 8/10	○					
184	STRIP ORANGE	10R 5.0/14.5		○				
189	EGRET WHITE	5B 8.7/0.3	○					
279	BRIGHT BLUE METALLIC					○		
291	BLACK							○
293	LAREDO RED				○			
719	ORANGE (TAPE)					○		
742	SILVER METALLIC (TAPE)					○		
737	STAR DUST SILVER METALLIC						○	
403	BLACK (FOR SEAT)		○	○	○	○	○	○
00N	PURE ORANGE							○

COMBINATION COLOR									
COLOR No.	COMBINATION		APPLICABLE TO	TYPE					
	A	B		R	J	K	L	M	A
584	163	019		○					
585	137	189		○					
544	184	064			○				
993	719	019							○

NOTE THAT THE DRAWINGS ILLUSTRATED ON THIS PAGE ARE SUPPLEMENT FOR READY REFERENCE OF SPARE PARTS NUMBER, NOT FOR AN ASSEMBLING MANUAL. WHEN ASSEMBLING, USE "SUZUKI SERVICE MANUAL".

\*The figure "999" given on end of the parts number means electrical equipment which is not include its bulb.

MILLIMETER → INCH CONVERSION CHART

	0	1	2	3	4	5	6	7	8	9
00	.000	.039	.079	.118	.157	.197	.236	.276	.315	.354
10	.394	.433	.472	.512	.551	.591	.630	.669	.709	.748
20	.787	.827	.866	.906	.945	.984	1.024	1.063	1.102	1.142
30	1.181	1.220	1.260	1.299	1.339	1.378	1.417	1.457	1.496	1.535
40	1.575	1.614	1.654	1.693	1.732	1.772	1.811	1.850	1.890	1.929
50	1.969	2.008	2.047	2.087	2.126	2.165	2.205	2.244	2.283	2.323
60	2.362	2.402	2.441	2.480	2.520	2.559	2.598	2.638	2.677	2.717
70	2.756	2.795	2.835	2.874	2.913	2.953	2.992	3.031	3.071	3.110
80	3.150	3.189	3.228	3.268	3.307	3.346	3.386	3.425	3.465	3.504
90	3.543	3.583	3.622	3.661	3.701	3.740	3.780	3.819	3.858	3.898

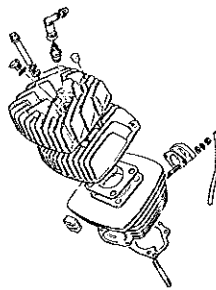
How to Read

0	1	2	3	4
00	---	---	---	---
10	---	---	---	---
20	---	---	0.906	---
30	---	---	---	---

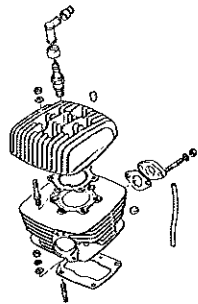
23 millimeters equal 0.906 inch

Contents are subject to change without notice or obligation.

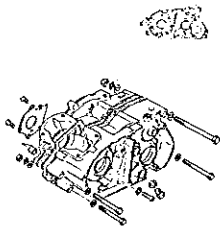
TS125R  
TS125J  
TS125K  
TS125L  
TS125M  
TS125A



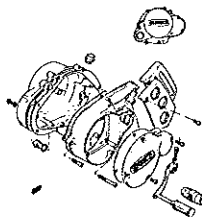
①



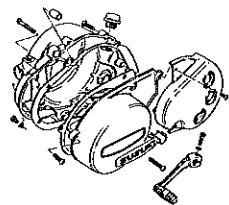
②



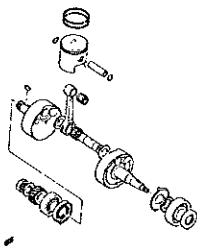
③



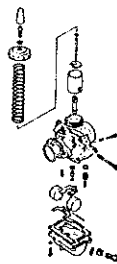
④



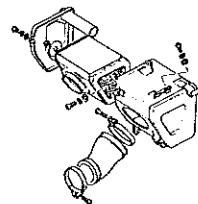
⑤



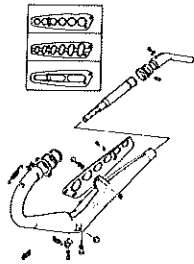
⑥



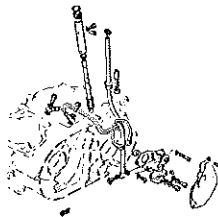
⑦



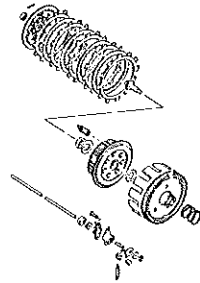
⑧



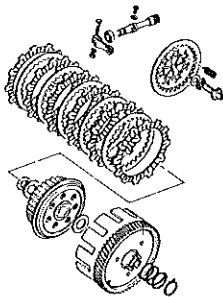
9



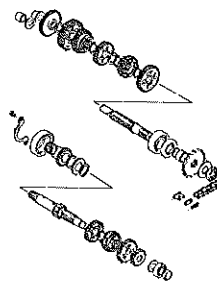
10



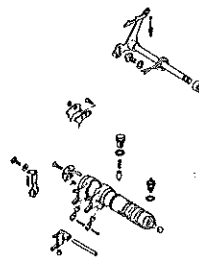
11



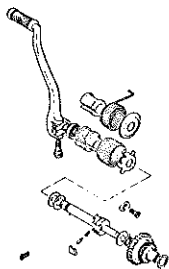
12



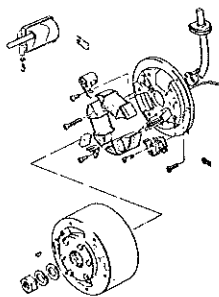
13



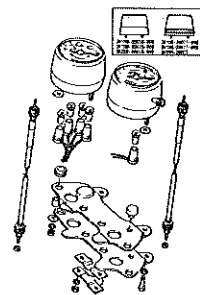
14



15

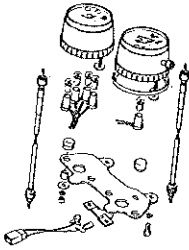


16

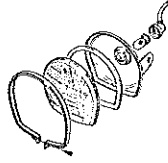


17

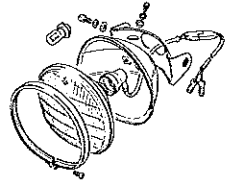




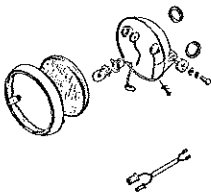
18



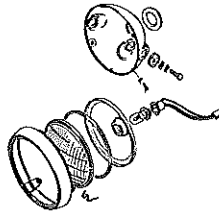
19



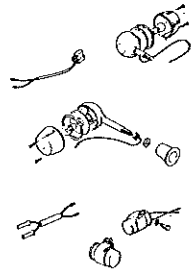
20



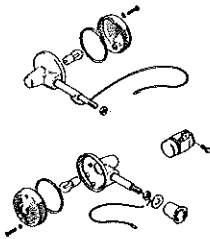
21



22



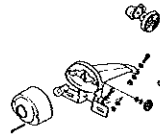
23




24




25



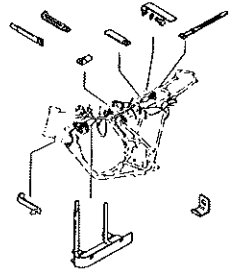
26



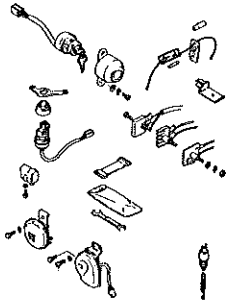
27



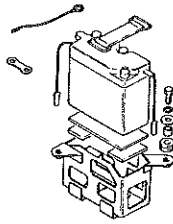
28



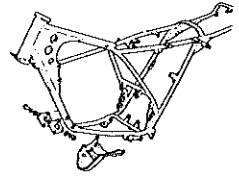
29



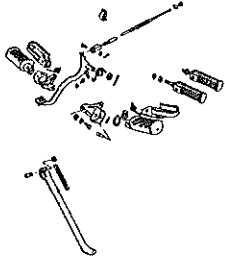
30



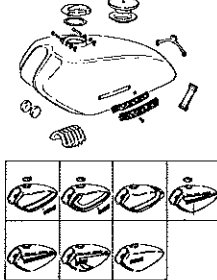
31



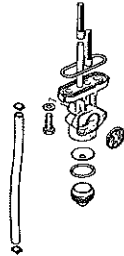
32



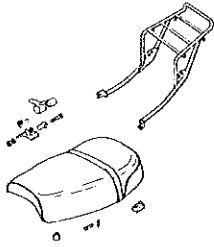
33



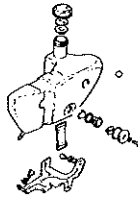
34



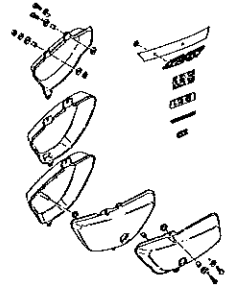
35



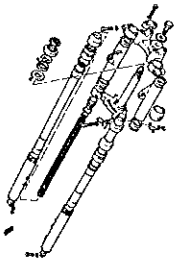
36



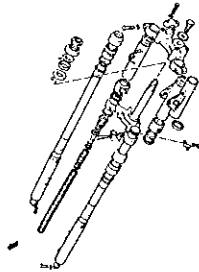
37



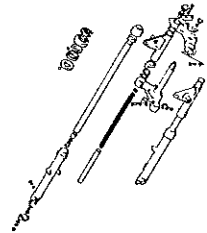
38



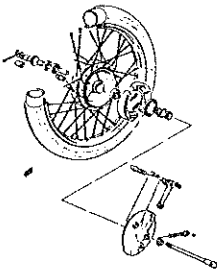
39



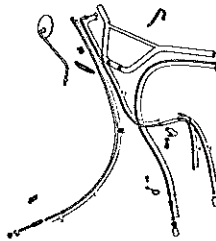
40



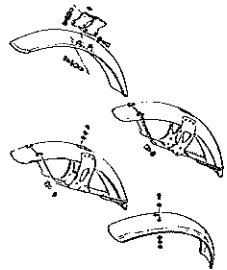
41



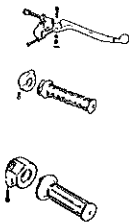
42



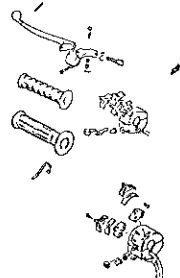
43



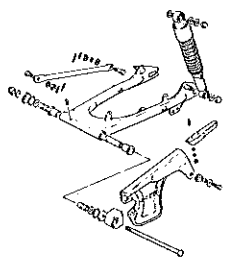
44



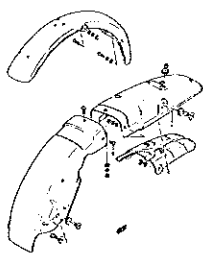
45



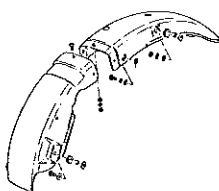
46



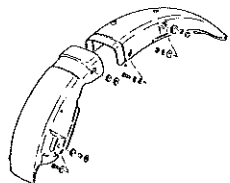
47



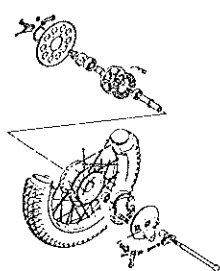
48



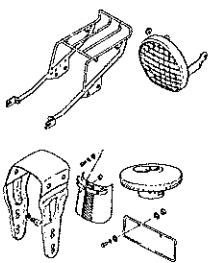
49



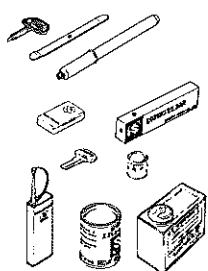
50



51



52



53

( )

( )

.FIG.1 CYLINDER

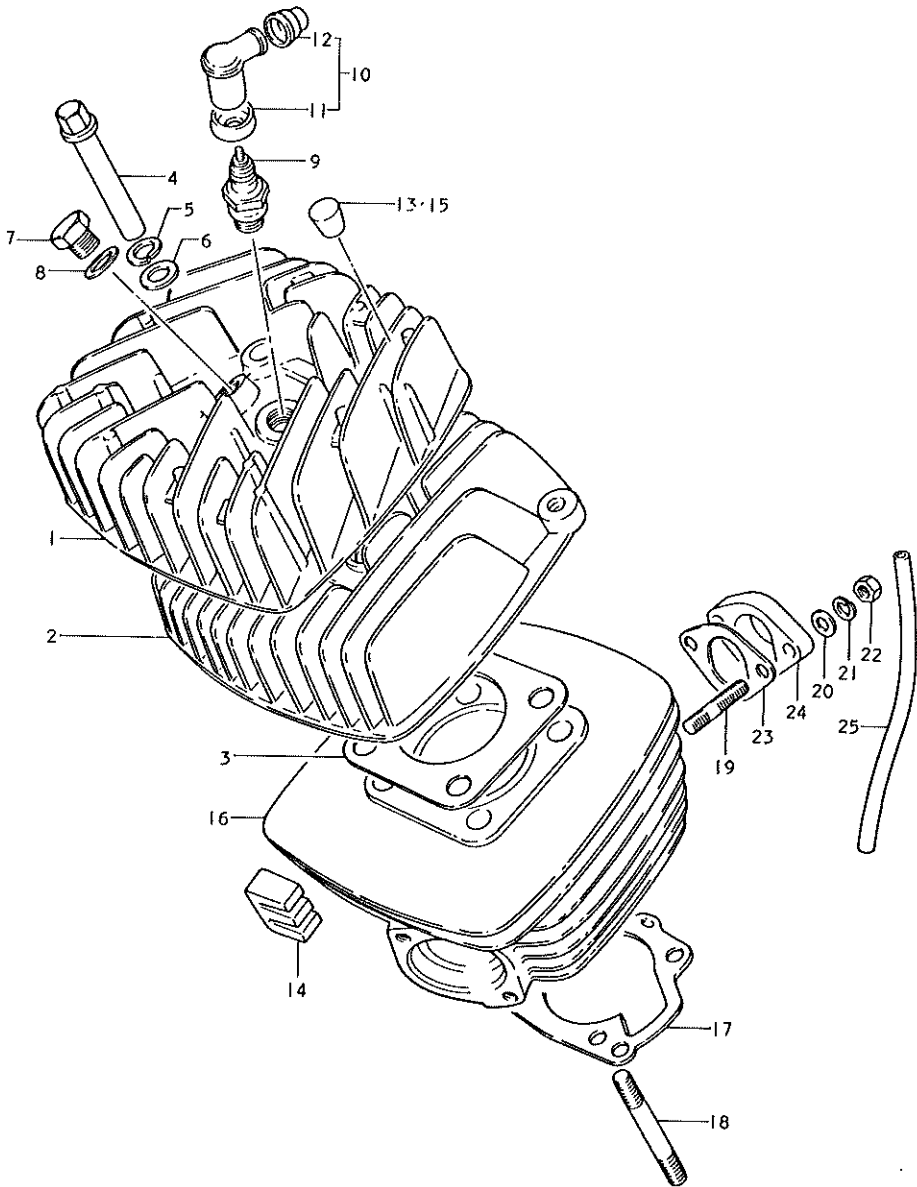


FIG.1 CYLINDER

Ref.No.	Part No.	Description	Q'ty						Remarks
			R	J	K	L	M	A	
1-1	11111-27300	CYLINDER HEAD	1	1	-	-	-	-	to 11111-27301
1-2	11111-27301	CYLINDER HEAD	-	-	1	-	-	-	
2	11111-28400	CYLINDER HEAD	-	-	-	1	1	-	
3	11141-28000	GASKET, cylinder head	1	1	1	1	1	-	
4	09159-08006	NUT, cylinder head	4	4	4	4	4	-	
5	08321-21128	LOCK WASHER	4	4	4	4	4	-	
6	08322-11128	WASHER	4	4	4	4	4	-	
7	09247-14007	PLUG, cylinder head	1	1	1	1	1	-	
8	09168-14004	GASKET, cylinder head plug	1	1	1	1	1	-	
9-1	09482-00003	SPARK PLUG	1	1	1	1	-	-	NGK, B-77HC to 09482-00050
9-2	09482-00050	SPARK PLUG	-	-	-	1	1	-	NGK, B-7HS
9-3	09482-00058	SPARK PLUG	1	1	1	1	-	-	ND, W-24FS
10-1	33503-10801	CAP SET, spark plug	1	1	1	1	-	-	to 33500-69810
10-2	33500-69810	CAP SET, spark plug	-	-	-	1	1	-	
11-1	33541-22000	SEAL, spark plug	1	1	1	1	-	-	to 33541-69010
11-2	33541-69010	SEAL, spark plug	-	-	-	1	1	-	
12	33542-98000	SEAL, high tension cord	1	1	1	1	1	-	
13	11151-25000	RUBBER PAD, cylinder head	4	4	4	4	10	-	
14	11251-28000	RUBBER PAD, cylinder	4	4	4	6	4	-	
15	11151-16400	RUBBER PAD, cylinder head	2	2	2	-	-	-	
16	11210-28000	CYLINDER	1	1	1	1	1	-	
17	11241-28000	GASKET, cylinder	1	1	1	1	1	-	
18	01421-08658	STUD BOLT	4	4	4	4	4	-	

FIG. 1 CYLINDER

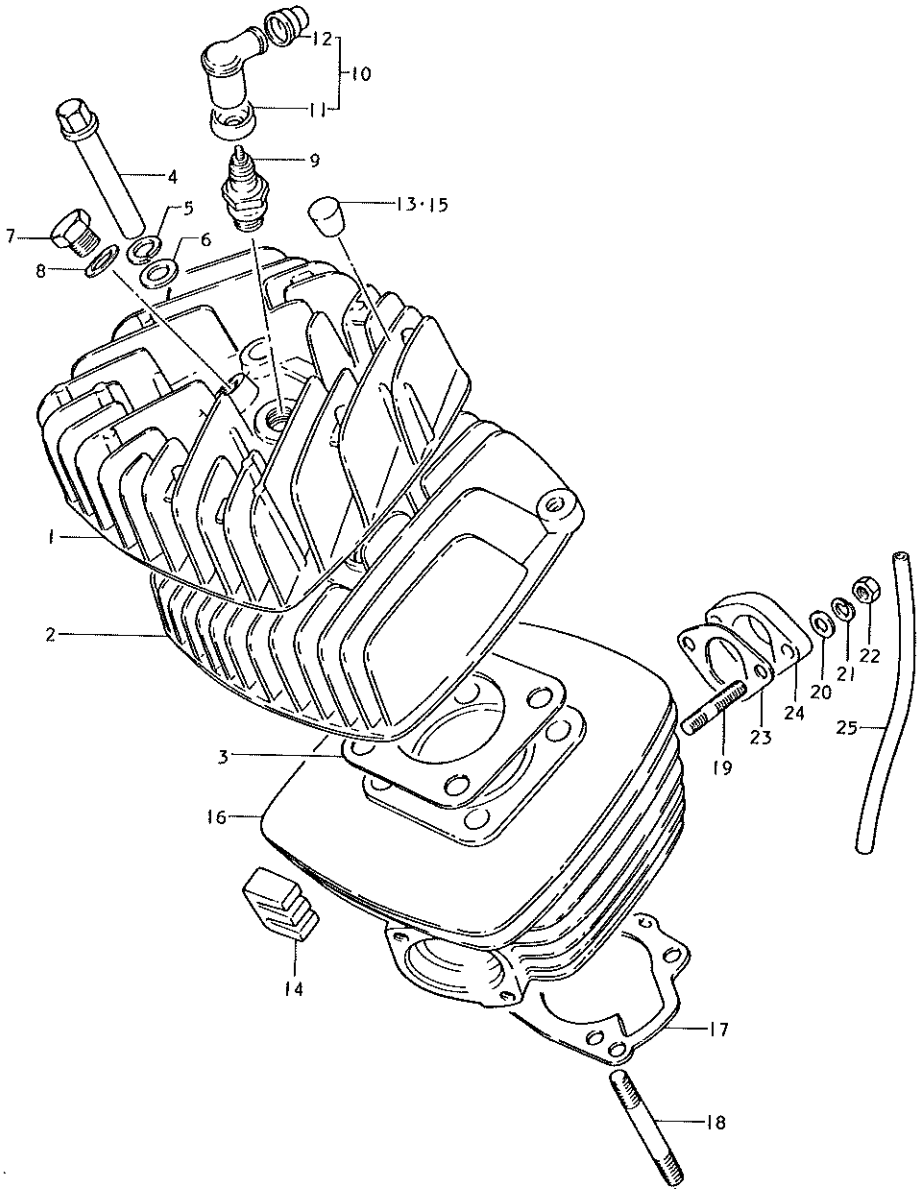




FIG.1 CYLINDER

Ref.No.	Part No.	Description	Q'ty					Remarks
			R	J	K	L	M	
19	01421-08308	STUD BOLT	2	2	2	2	2	-
20	08322-11088	WASHER	2	2	2	2	2	-
21	08321-21088	LOCK WASHER	2	2	2	2	2	-
22	08312-11088	NUT	2	2	2	2	2	-
23	13125-28000	GASKET, carburetor	1	1	1	1	-	-
24	13129-28000	INSULATOR, carburetor	1	1	1	1	1	-
25	09344-03014	HOSE	1	1	1	1	1	- 3x5x140

FIG.2 CYLINDER

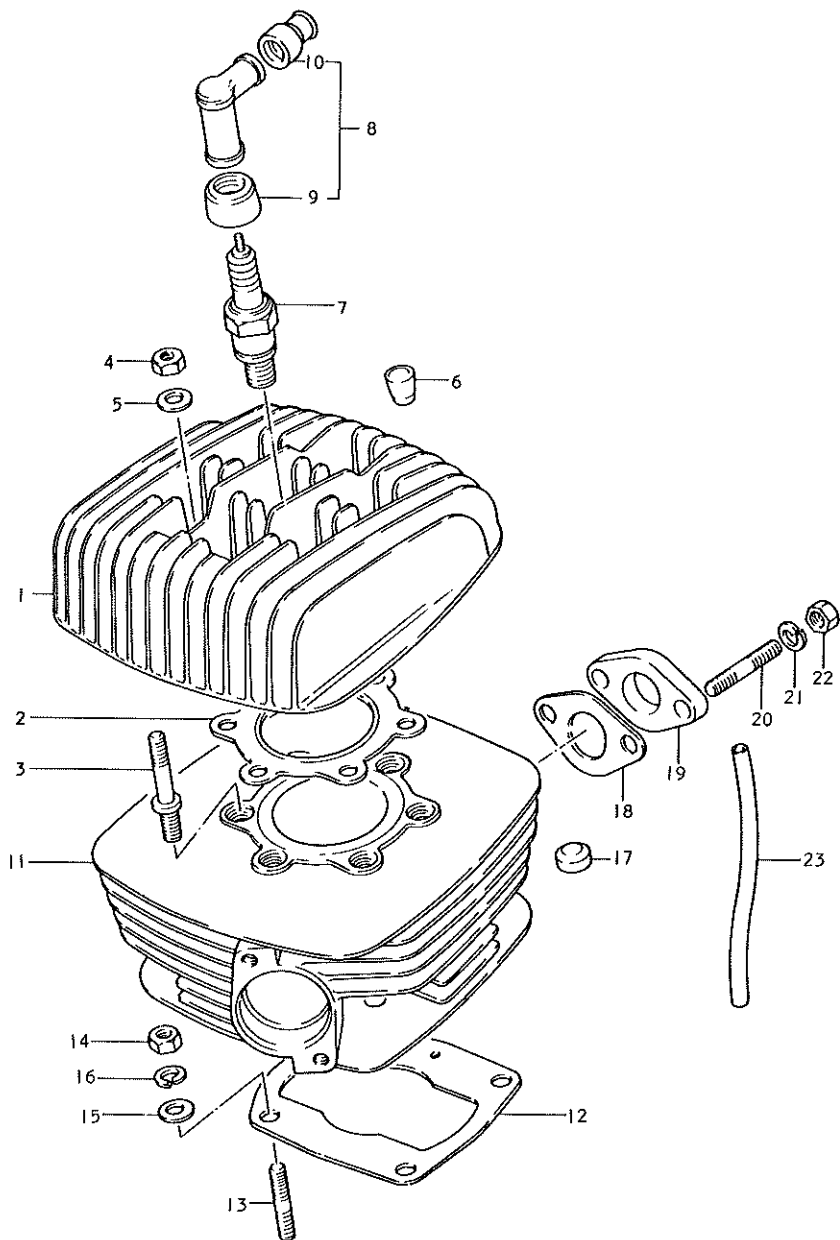


FIG.2 CYLINDER

Ref.No.	Part No.	Description	Qty						Remarks
			R	J	K	L	M	A	
1	11111-28402	CYLINDER HEAD	-	-	-	-	-	-	1
2	11141-28382	GASKET, cylinder head	-	-	-	-	-	-	1
3	09108-08018	STUD BOLT	-	-	-	-	-	-	6
4	09140-08005	NUT	-	-	-	-	-	-	6
5	08322-21088	WASHER	-	-	-	-	-	-	6
6	11151-25000	RUBBER PAD, cylinder head	-	-	-	-	-	-	12
7	09482-00050	SPARK PLUG	-	-	-	-	-	-	1 NGK, B7HS
8	33500-69810	SPARK PLUG CAP SET	-	-	-	-	-	-	1
9	33541-69010	·SEAL, spark plug	-	-	-	-	-	-	1
10	33542-98000	·SEAL, high tension cord	-	-	-	-	-	-	1
11	11210-28002	CYLINDER	-	-	-	-	-	-	1
12	11241-28600	GASKET, cylinder	-	-	-	-	-	-	1
13	01421-08258	STUD BOLT	-	-	-	-	-	-	4
14	08312-11088	NUT	-	-	-	-	-	-	4
15	08322-11088	WASHER	-	-	-	-	-	-	4
16	08321-21088	LOCK WASHER	-	-	-	-	-	-	4
17	11252-28000	RUBBER PAD, cylinder	-	-	-	-	-	-	16
18	13125-28001	GASKET, carburetor	-	-	-	-	-	-	1
19	13129-28001	INSULATOR, carburetor	-	-	-	-	-	-	1
20	01421-08308	STUD BOLT	-	-	-	-	-	-	2
21	08321-21088	LOCK WASHER	-	-	-	-	-	-	2
22	08312-11088	NUT	-	-	-	-	-	-	2
23	09344-03014	HOSE, carburetor over flow	-	-	-	-	-	-	1 3x5x140

FIG. 3 CRANKCASE

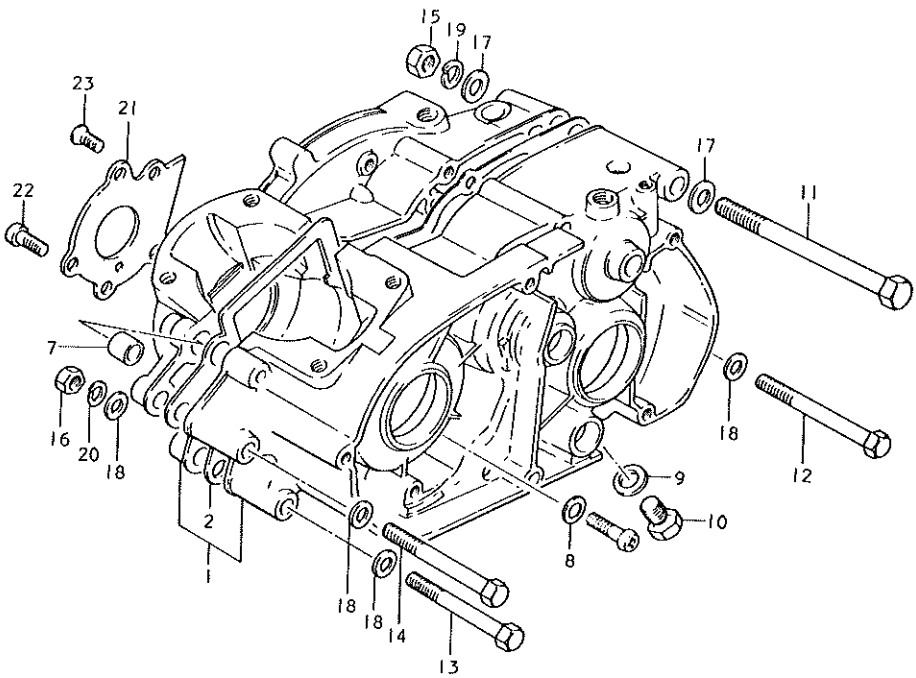
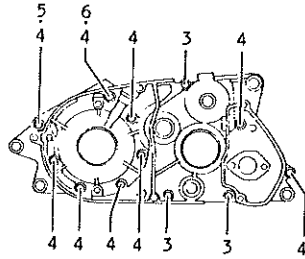


FIG.3 CRANKCASE

Ref.No.	Part No.	Description	Q'ty						Remarks
			R	J	K	L	M	A	
1-1	11301-28802	CRANKCASE SET	1	1	-	-	-	-	to 11300-28830
1-2	11300-28830	CRANKCASE SET	-	-	1	1	-	-	See Note 1, to 11300-28831
1-3	11300-28831	CRANKCASE SET	-	-	-	-	1	-	
1-4	11300-28870	CRANKCASE SET	-	-	-	-	-	1	to 11300-28871
2	11481-28000	·GASKET, crankcase	1	1	1	1	1	1	
3	02112-06657	·SCREW	3	3	3	3	3	3	
4	02112-06458	·SCREW	9	9	9	9	9	7	
5	02112-06808	·SCREW	-	-	-	-	-	1	
6	02112-06608	·SCREW	-	-	-	-	-	1	
7	09206-13001	·DOWEL PIN	2	2	2	2	2	2	
8	08322-11068	·WASHER	3	3	3	3	3	3	
9-1	09168-14004	·GASKET	-	-	1	1	-	-	
9-2	09168-10002	·GASKET	-	-	-	-	1	1	
10-1	09247-14001	·PLUG, drain	-	-	1	1	-	-	
10-2	09247-10001	·PLUG, drain	-	-	-	-	1	1	
11	09100-10060	BOLT, engine mounting	1	1	1	1	1	1	10x115
12	01122-08808	BOLT	1	1	1	1	1	1	
13	01122-08758	BOLT	1	1	1	1	1	1	
14	01122-08708	BOLT	1	1	1	1	1	1	
15	08312-11108	NUT	1	1	1	1	1	1	
16	08312-11088	NUT	3	3	3	3	3	3	

Note 1. When replacing the crankcase about TS125R and TS125J, install together with listed below.

11300-28830.....CRANKCASE.....1pc	} In case of using new gear (26260-28001 or 26260-28002)
09303-15003.....BUSHING, driveshaft.....1pc	
09160-15016.....THRUST WASHER.....1pc	
11300-28830.....CRANKCASE.....1pc	} In case of using old gear (26260-28000)
09303-15003.....BUSHING, driveshaft.....1pc	
08211-15241.....THRUST WASHER.....1pc	

FIG.3 CRANKCASE

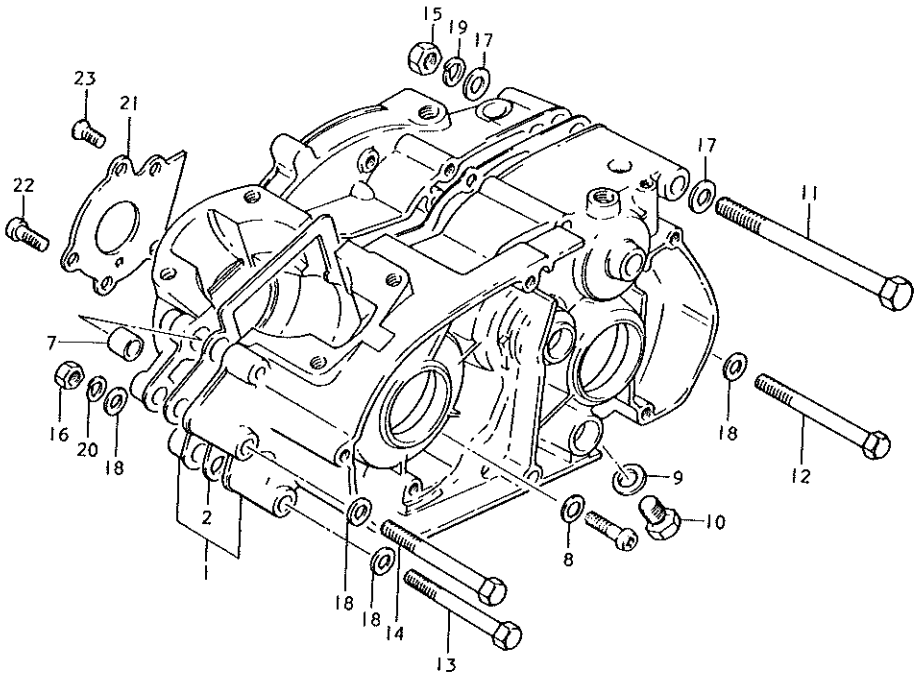
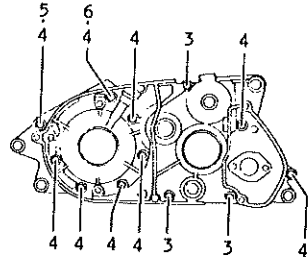


FIG.3 CRANKCASE

Ref.No.	Part No.	Description	Q'ty						Remarks
			R	J	K	L	M	A	
17	08322-11108	WASHER	2	2	2	2	2	2	
18	08322-11088	WASHER	6	6	6	6	6	6	
19	08321-21108	LOCK WASHER	1	1	1	1	1	1	
20	08321-21088	LOCK WASHER	3	3	3	3	3	3	
21	12521-28002	PLATE, oil reservoir	1	1	1	1	1	1	from 12561-28002
22	02122-06128	SCREW	2	2	2	2	2	2	
23	02122-06168	SCREW	3	3	3	3	3	3	

FIG. 4 COVER

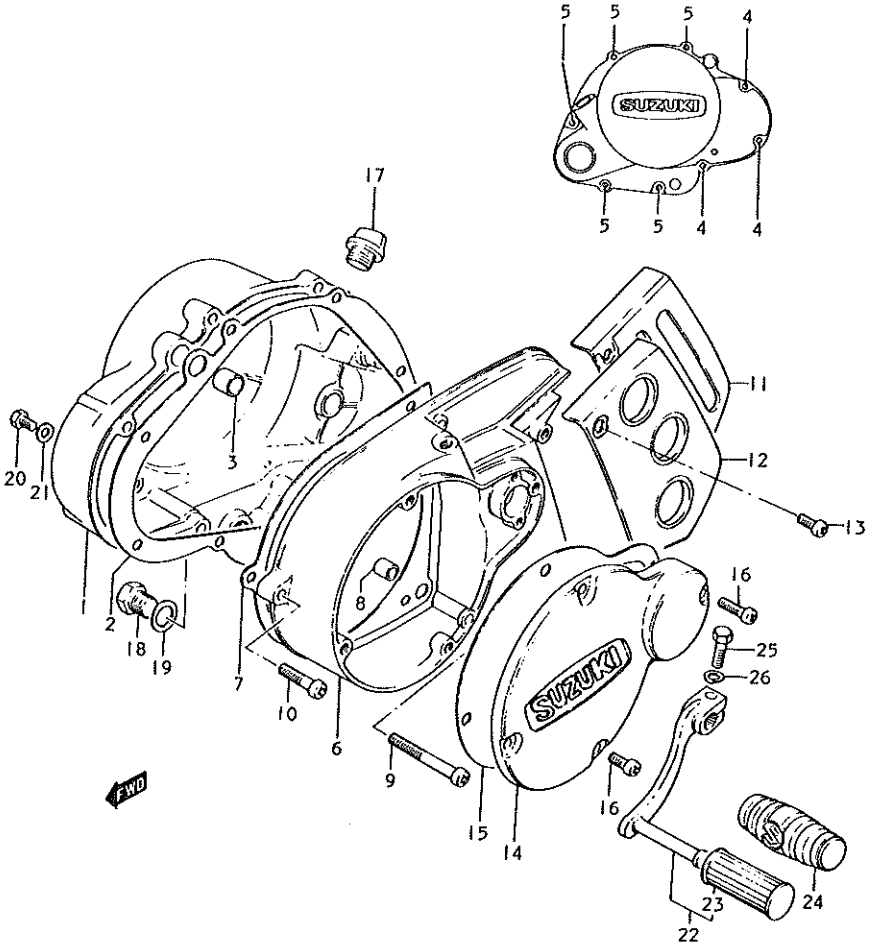




FIG.4 COVER

Ref.No.	Part No.	Description	Q'ty						Remarks
			R	J	K	L	M	A	
1-1	11341-28001	COVER, clutch	1	1	-	-	-	-	to 11300-28850
1-2	11300-28850	COVER, clutch	-	-	1	1	-	-	
1-3	11341-28003	COVER, clutch	-	-	-	-	1	-	
2	11482-28000	GASKET, clutch cover	1	1	1	1	1	-	
3	09206-13001	DOWEL PIN	2	2	2	2	2	-	
4	02112-06508	SCREW	3	3	3	3	3	-	
5	02112-06258	SCREW	5	5	5	5	5	-	
6	11351-28001	COVER, magneto	1	1	1	1	1	-	
7	11483-28000	GASKET, magneto cover	1	1	1	1	1	-	
8	04211-09129	DOWEL PIN	1	1	1	1	1	-	
9	02112-06557	SCREW	1	1	1	1	1	-	
10	02112-06258	SCREW	2	2	2	2	2	-	
11	11361-28001	COVER, engine sprocket	1	1	1	-	-	-	
12	11361-28400	COVER, engine sprocket	-	-	-	1	1	-	
13	02111-05108	SCREW	2	2	2	2	2	-	
14-1	11381-28600	CAP, magneto inspection	1	1	1	-	-	-	to 11381-28601
14-2	11381-28601	CAP, magneto inspection	-	-	-	1	1	-	
15	11491-28000	GASKET, magneto inspection cap	1	1	1	1	1	-	
16	02112-05168	SCREW	4	4	4	4	4	-	
17-1	09259-20003	PLUG, oil	1	1	1	1	-	-	
17-2	09259-19002	PLUG, oil	-	-	-	-	1	-	
18	09247-14001	PLUG, oil drain	1	1	-	-	-	-	
19	09168-14004	GASKET, oil drain plug	1	1	-	-	-	-	
20	09128-06004	PLUG, oil level	1	1	1	1	1	-	
21	09168-06001	GASKET, oil level plug	1	1	1	1	1	-	

FIG.4 COVER

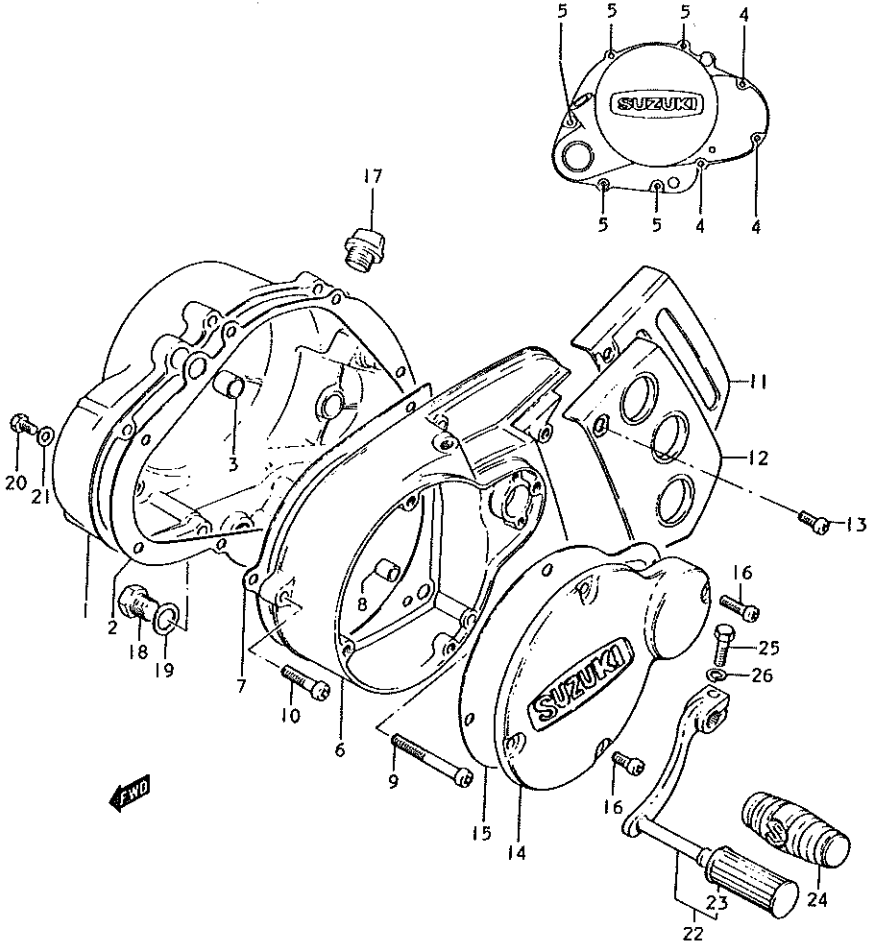


FIG.4 COVER

Ref.No.	Part No.	Description	Q'ty						Remarks
			R	J	K	L	M	A	
22-1	25600-25100	LEVER ASSY, gear shifting	1	1	1	-	-	-	to 25600-25101
22-2	25600-25101	LEVER ASSY, gear shifting	-	-	-	1	-	-	to 25600-05104
22-3	25600-05104	LEVER ASSY, gear shifting	-	-	-	-	1	-	
23	25652-03201	*RUBBER, lever	1	1	1	1	-	-	
24	25652-16500	*RUBBER, lever	-	-	-	-	1	-	
25	01112-06208	BOLT	1	1	1	1	1	-	
26	08321-21068	LOCK WASHER	1	1	1	1	1	-	

FIG.5 COVER

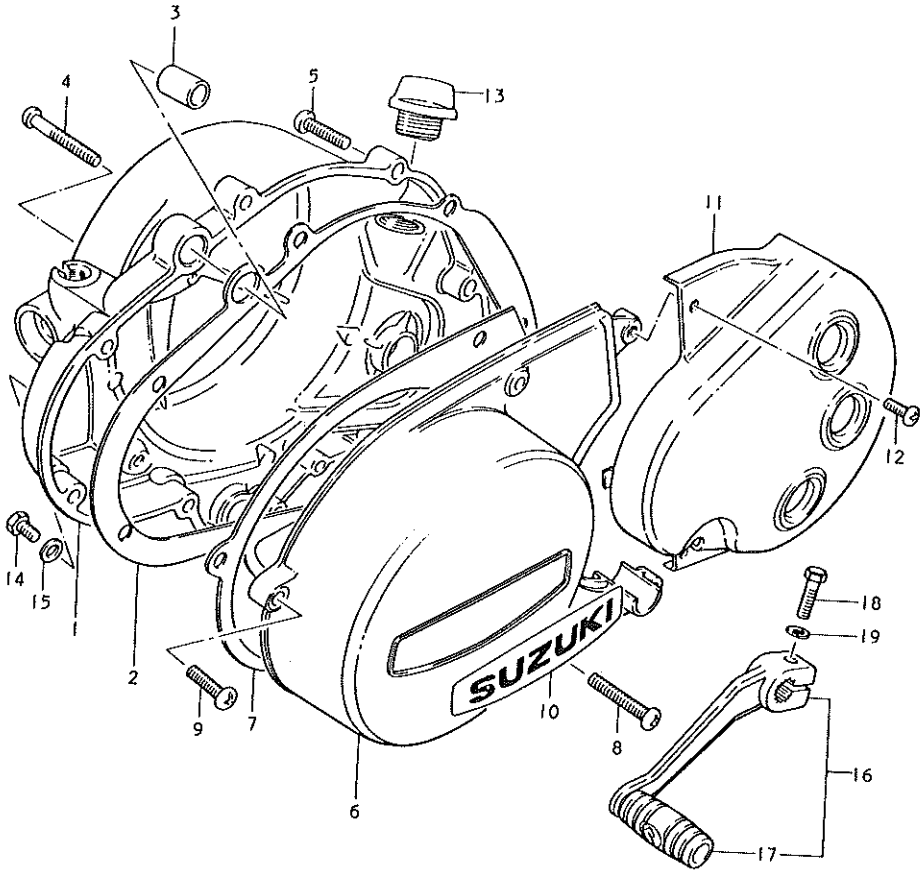


FIG.5 COVER

Ref.No.	Part No.	Description	Q'ty						Remarks
			R	J	K	L	M	A	
1	11300-28860	COVER, clutch	-	-	-	-	-	1	
2	11482-28000	GASKET	-	-	-	-	-	1	
3	09206-13001	PIN	-	-	-	-	-	2	
4	02112-06458	SCREW	-	-	-	-	-	1	
5	02112-06258	SCREW	-	-	-	-	-	7	
6	11351-28300	COVER, magneto	-	-	-	-	-	1	
7	11483-28000	GASKET	-	-	-	-	-	1	
8	02112-06307	SCREW	-	-	-	-	-	1	
9	02112-06208	SCREW	-	-	-	-	-	2	
10	68233-28000	EMBLEM	-	-	-	-	-	1	
11	11360-28300	COVER, engine sprocket	-	-	-	-	-	1	
12	02111-05108	SCREW	-	-	-	-	-	2	
13	09259-20003	PLUG, oil	-	-	-	-	-	1	
14	09128-06004	PLUG, oil level	-	-	-	-	-	1	
15	09168-06001	GASKET	-	-	-	-	-	1	
16	25600-05104	LEVER ASSY, gear shifting	-	-	-	-	-	1	
17	25652-16500	•RUBBER	-	-	-	-	-	1	
18	01112-06208	BOLT	-	-	-	-	-	1	
19	08321-21068	LOCK WASHER	-	-	-	-	-	1	

FIG.6 PISTON

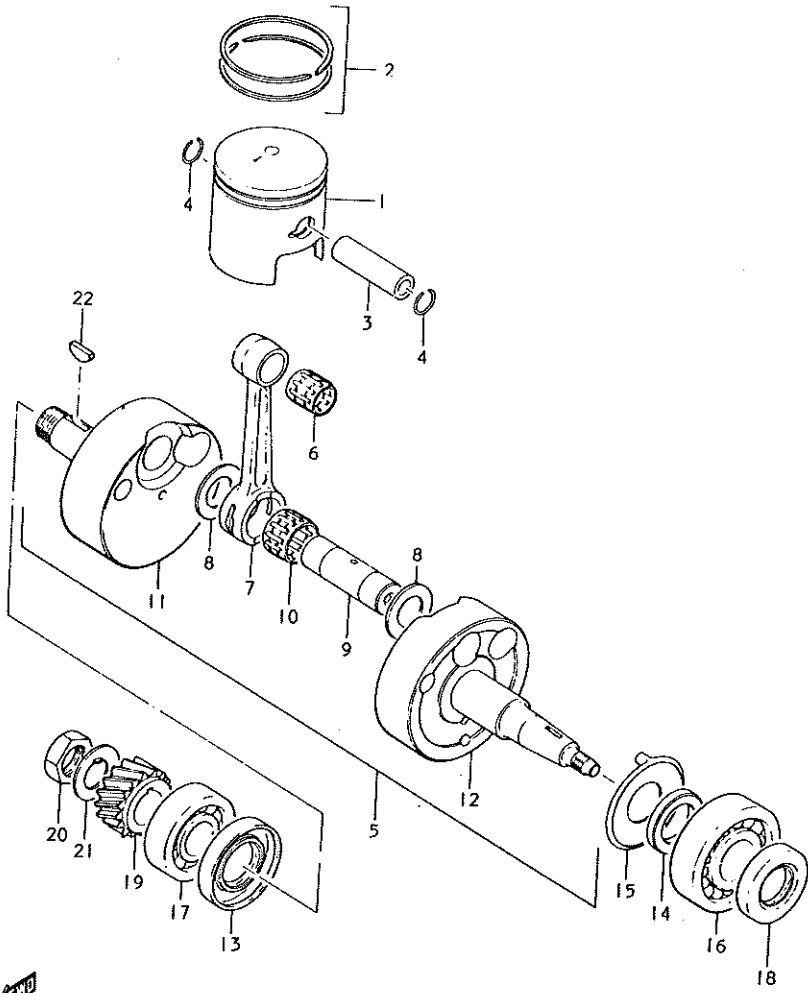


FIG.6 PISTON

Ref.No.	Part No.	Description	Q'ty						Remarks
			R	J	K	L	M	A	
1-1	12110-28000	PISTON	1	1	1	1	1	-	
1-2	12110-28003	PISTON	-	-	-	-	-	1	
1-3	12110-28710	PISTON	1	1	1	1	1	-	OS:0.5, OPT
1-4	12110-28713	PISTON	-	-	-	-	-	1	OS:0.5, OPT
1-5	12110-28720	PISTON	1	1	1	1	1	-	OS:1.0, OPT
1-6	12110-28723	PISTON	-	-	-	-	-	1	OS:1.0, OPT
2-1	12140-28010	RING SET, piston	1	1	1	1	1	1	
2-2	12140-28710	RING SET, Piston	1	1	1	1	1	1	OS:0.5, OPT
2-3	12140-28720	RING SET, piston	1	1	1	1	1	1	OS:1.0, OPT
3	12151-28000	PIN, piston	1	1	1	1	1	1	
4	09381-14001	CIRCLIP, piston pin	2	2	2	2	2	2	
5-1	12003-28803	CRANKSHAFT SET	1	1	-	-	-	-	to 12200-28830
5-2	12200-28830	CRANKSHAFT SET	-	-	1	1	-	-	to 12200-28300
5-3	12200-28300	CRANKSHAFT ASSY	-	-	-	-	1	1	to 12200-28301
6	09263-14004	•BEARING, piston pin	1	1	Δ	1	Δ	1	14x18x20 Δ:Not included above part.
7-1	12161-12000	•ROD, connecting	1	-	-	-	1	1	
7-2	12161-28300	•ROD, connecting	-	1	1	1	-	-	to 12161-12000
8-1	09160-19001	•THRUST WASHER	2	2	2	2	-	-	19x32x1 to 09160-19002
8-2	09160-19002	•THRUST WASHER	-	-	-	-	1	1	19x33x1
9	12211-28000	•CRANK PIN	1	1	1	1	1	1	
10-1	09263-19003	•BEARING, crank pin	1	1	-	-	-	-	to 09263-19007
10-2	09263-19007	•BEARING, crank pin	-	-	1	1	1	1	
11	12221-28001	•CRANKSHAFT, RH	1	1	1	1	1	1	to 12221-28002
12	12261-28002	•CRANKSHAFT, LH	1	1	1	1	1	1	to 12221-28003

FIG. 6 PISTON

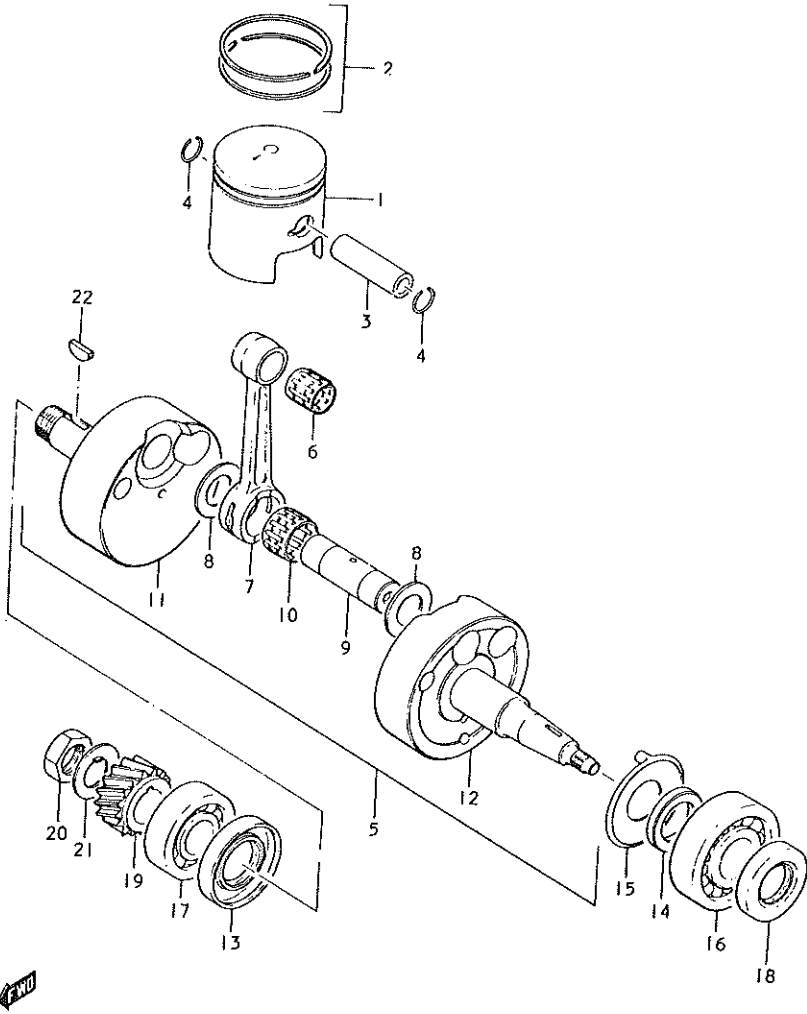




FIG.6 PISTON

Ref.No.	Part No.	Description	Q'ty						Remarks
			R	J	K	L	M	A	
13	09283-26007	OIL SEAL, crank RH	1	1	1	1	1	1	26x52x7
14	09180-25041	SPACER, crankshaft	1	1	1	1	1	1	36x25x4.5
15	12511-28002	PLATE, oil guide	1	1	1	1	1	1	
16-1	09269-25006	BEARING, crankshaft LH	1	-	-	-	-	-	to 09269-25013
16-2	09269-25013	BEARING, crankshaft LH	-	1	1	1	1	1	
17	09262-20009	BEARING	1	1	1	1	1	1	
18	09283-25037	OIL SEAL, crankshaft LH	1	1	1	1	1	1	
19	21111-28000	GEAR, primary drive	1	1	1	1	1	1	NT:16
20	09140-18002	NUT, primary drive gear	1	1	1	1	1	1	
21	09166-18001	WASHER, primary drive gear	1	1	1	1	1	1	
22	08341-31059	KEY	1	1	1	1	1	1	

FIG.7 CARBURETOR

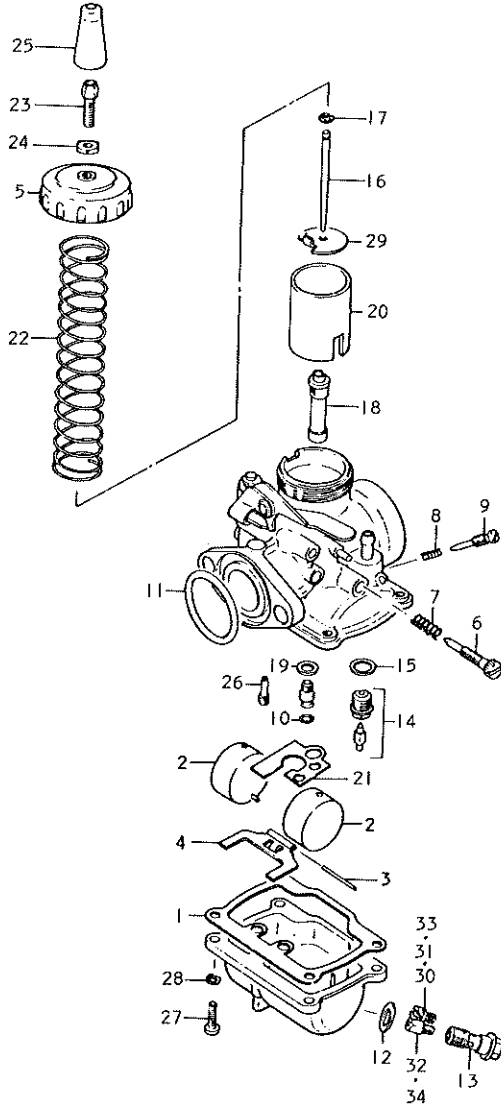


FIG.7 CARBURETOR

Ref.No.	Part No.	Description	Q'ty						Remarks
			R	J	K	L	M	A	
	13200-28603	CARBURETOR ASSY	1	1	1	1	1	-	
	13200-28111	CARBURETOR ASSY	-	-	-	-	-	1	
1	13251-11010	*GASKET, float chamber	1	1	1	1	1	1	
2	13252-18620	*FLOAT	2	2	2	2	2	2	
3	13254-11010	*PIN, float	1	1	1	1	1	1	
4	13253-28010	*ARM, float	1	1	1	1	1	1	
5	13261-28010	*CAP, mixing chamber	1	1	1	-	1	-	
6-1	13267-15110	*SCREW, throttle stop	1	1	-	-	-	-	
6-2	13267-28110	*SCREW, throttle stop	-	1	1	1	1	1	F.No.55480v
7	13268-03110	*SPRING, stop screw	1	1	1	1	1	1	
8	13268-01010	*SPRING, pilot air adjusting	1	1	1	1	1	1	
9	13269-15010	*SCREW, pilot air adjusting	1	1	1	1	1	1	
10	13294-28010	*O RING	1	1	1	1	1	1	
11	13295-28010	*O RING, carburetor	1	1	1	1	1	1	
12-1	13332-97010	*WASHER, banjo bolt	1	1	1	1	1	-	
12-2	13332-97015	*WASHER, banjo bolt	-	-	-	-	-	1	
13-1	13333-28010	*BOLT, banjo	1	-	-	-	-	-	to 13333-29110
13-2	13333-29110	*BOLT, banjo	-	1	-	-	-	-	
13-3	13333-97010	*BOLT, banjo	-	1	1	1	1	1	F.No.55480v
14-1	13370-28010	*VALVE ASSY, needle	1	1	-	-	-	-	
14-2	13370-28110	*VALVE ASSY, needle	-	1	1	1	1	1	F.No.55480v
15	13392-58600	*GASKET, needle valve	1	1	1	1	1	2	
16-1	13383-11010	*NEEDLE, jet	1	1	-	-	-	-	4DH5-2
16-2	13383-33010	*NEEDLE, jet	-	1	1	1	1	1	4DH7-3 F.No.55480v
17-1	13394-03010	*CLIP, needle	1	1	-	-	-	-	
17-2	13394-10010	*CLIP, needle	-	1	1	1	1	1	F.No.55480v
18-1	09494-00080	*NOZZLE, needle	1	1	-	-	-	-	0-4
18-2	09494-00102	*NOZZLE, needle	-	1	1	1	1	1	0-0 F.No.55480v

FIG.7 CARBURETOR

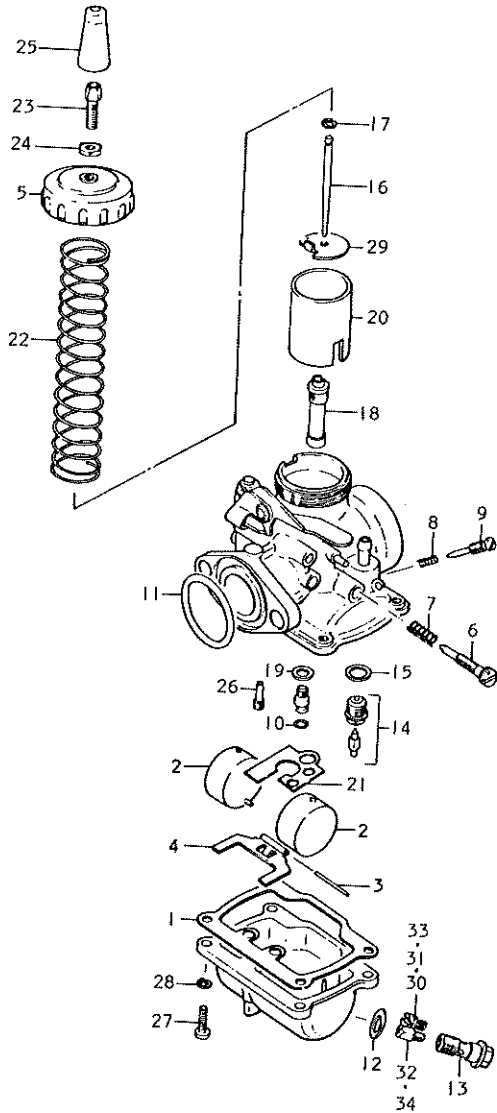


FIG.7 CARBURETOR

Ref.No.	Part No.	Description	Q'ty						Remarks
			R	J	K	L	M	A	
19	13382-03110	·WASHER, needle jet	1	1	1	1	1	1	
20	13551-28010	·VALVE, throttle	1	1	1	1	1	1	CA:3.0
21	13259-97010	·PLATE	-	1	1	1	1	1	F.No.55480~
22	13573-97010	·SPRING, throttle valve	1	1	1	1	1	1	
23	13577-03010	·ADJUSTER, cable	1	1	1	1	1	1	
24	13661-16600	·NUT, cable adjuster	1	1	1	1	1	1	
25	13681-16601	·BOOT, cable adjuster	1	1	1	1	1	1	
26	09492-25003	·JET, pilot	1	1	1	1	1	1	#25
27	02111-04168	·SCREW	4	4	4	4	4	4	
28	08321-21048	·LOCK WASHER	4	4	4	4	4	4	
29	13581-28010	·SEAT, throttle valve spring	1	1	1	1	1	1	
30	09491-85004	·JET, main	-	-	-	-	-	1	#85
31	09491-90003	·JET, main	-	1	1	1	1	-	#90 F.No.55480~
32	09491-24002	·JET, main	1	1	-	-	-	-	#120
33-1	09491-80005	JET, main	-	1	1	1	1	1	#80
33-2	09491-82002	JET, main	-	1	1	1	1	1	#82.5
33-3	09491-85004	JET, main	-	1	1	1	1	-	#85
33-4	09491-87001	JET, main	-	1	1	1	1	1	#87.5
33-5	09491-90003	JET, main	-	-	-	-	-	1	#90
33-6	09491-92001	JET, main	-	-	-	-	-	1	#92.5
34-1	09491-20002	JET, main	1	1	-	-	-	-	#100
34-2	09491-22003	JET, main	1	1	-	-	-	-	#110
34-3	09491-23008	JET, main	1	1	-	-	-	-	#115
34-4	09491-26003	JET, main	1	1	-	-	-	-	#130

OPT

OPT

FIG.8 AIR CLEANER

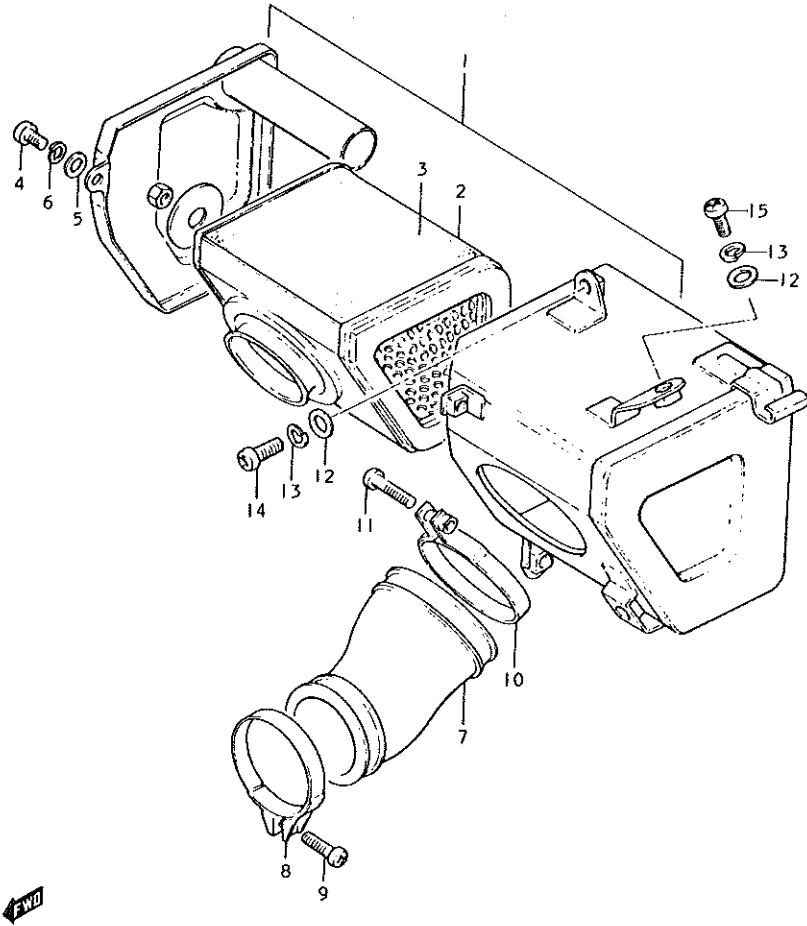


FIG.8 AIR CLEANER

Ref.No.	Part No.	Description	Q'ty						Remarks
			R	J	K	L	M	A	
1-1	13700-28110	CLEANER ASSY, air	1	1	-	-	-	-	to 13700-28111
1-2	13700-28111	CLEANER ASSY, air	-	-	1	1	-	-	
1-3	13700-28211	CLEANER ASSY, air	-	-	-	-	1	-	
1-4	13700-28630	CLEANER ASSY, air	-	-	-	-	-	1	
2-1	13780-28210	FILTER, air cleaner	1	1	1	1	-	-	to 13780-28211
2-2	13780-28211	FILTER, air cleaner	-	-	-	-	1	-	
2-3	13780-28630	FILTER, air cleaner	-	-	-	-	-	1	
3	13781-28210	ELEMENT	1	1	1	1	1	1	
4	02111-04087	SCREW	2	2	2	2	-	-	
5	08322-21048	WASHER	2	2	2	2	-	-	
6	08321-21048	LOCK WASHER	2	2	2	2	-	-	
7-1	13881-28001	HOSE, carburetor air inlet	1	1	1	1	-	-	to 13881-28002
7-2	13881-28002	HOSE, carburetor air inlet	-	-	-	-	1	1	
8-1	09402-50306	CLAMP, inlet hose A	1	1	1	1	-	-	
8-2	09402-52306	CLAMP, inlet hose A	-	-	-	-	1	1	
9	02111-04207	SCREW	1	1	1	1	-	-	to 02111-04208
10	09402-58306	CLAMP, inlet hose B	1	1	1	1	1	1	
11	02111-04207	SCREW	1	1	1	1	-	-	to 02111-04208
12	08322-21068	WASHER	2	2	2	2	-	-	
13	08321-21068	LOCK WASHER	2	2	2	2	1	1	
14	02112-06128	SCREW	1	1	1	1	-	-	
15	02112-06168	SCREW	1	1	1	1	1	1	

FIG. 9 MUFFLER

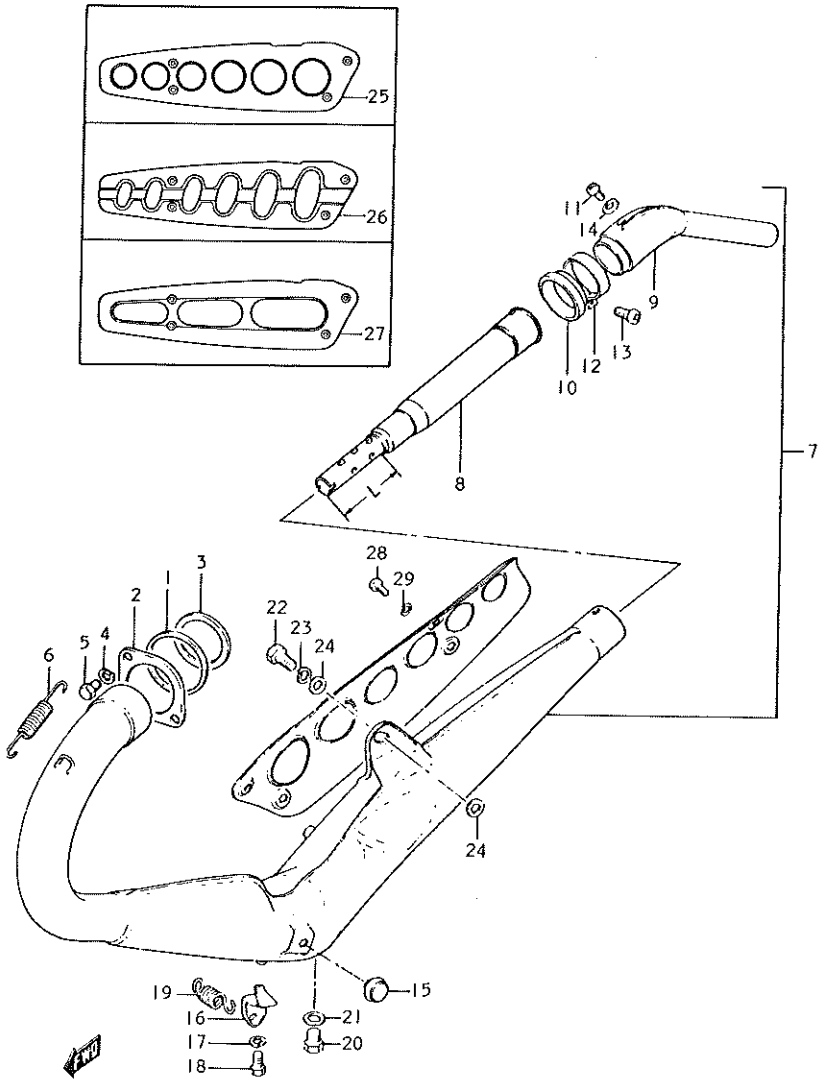




FIG.9 MUFFLER

Ref.No.	Part No.	Description	Q'ty						Remarks
			R	J	K	L	M	A	
1	14181-28080	GASKET, exhaust pipe	1	1	1	1	1	1	
2	14182-28000	CLAMP, exhaust pipe	1	1	1	1	1	1	
3	14184-28010	CUSHION, exhaust pipe	1	1	1	1	1	1	
4	08321-21068	LOCK WASHER	2	2	2	2	2	2	
5	01112-06258	BOLT	2	2	2	2	2	2	
6	09443-11002	SPRING, exhaust pipe	1	1	1	1	1	1	
7	14301-28610	MUFFLER ASSY	1	1	1	1	1	1	
8	14510-28000	·BODY, arrestor	1	1	1	1	1	1	L:121
9	14630-28001	·PIPE, muffler tail	1	1	1	1	1	1	
10	14634-28000	·GASKET, tail pipe	1	1	1	1	1	1	
11-1	02111-05127	·SCREW	2	2	2	2	2	2	-
11-2	02112-05128	·SCREW	-	-	-	-	-	-	2
12	09402-00223	·CLAMP, muffler tail pipe	1	1	1	1	1	1	
13-1	02111-04207	·SCREW	1	1	1	1	1	1	-
13-2	02111-04208	·SCREW	-	-	-	-	-	-	1
14	09168-06006	·GASKET	2	2	2	2	2	2	
15	09321-10002	CUSHION	1	1	1	1	1	1	
16	14476-28000	BRACKET, muffler stopper	1	1	1	1	1	1	
17	08321-21068	LOCK WASHER	1	1	1	1	1	1	
18	01112-06108	BOLT	1	1	1	1	1	1	
19	09443-14002	SPRING, stopper	1	1	1	1	1	1	
20	09100-10004	PLUG	1	1	1	1	1	1	

FIG. 9 MUFFLER

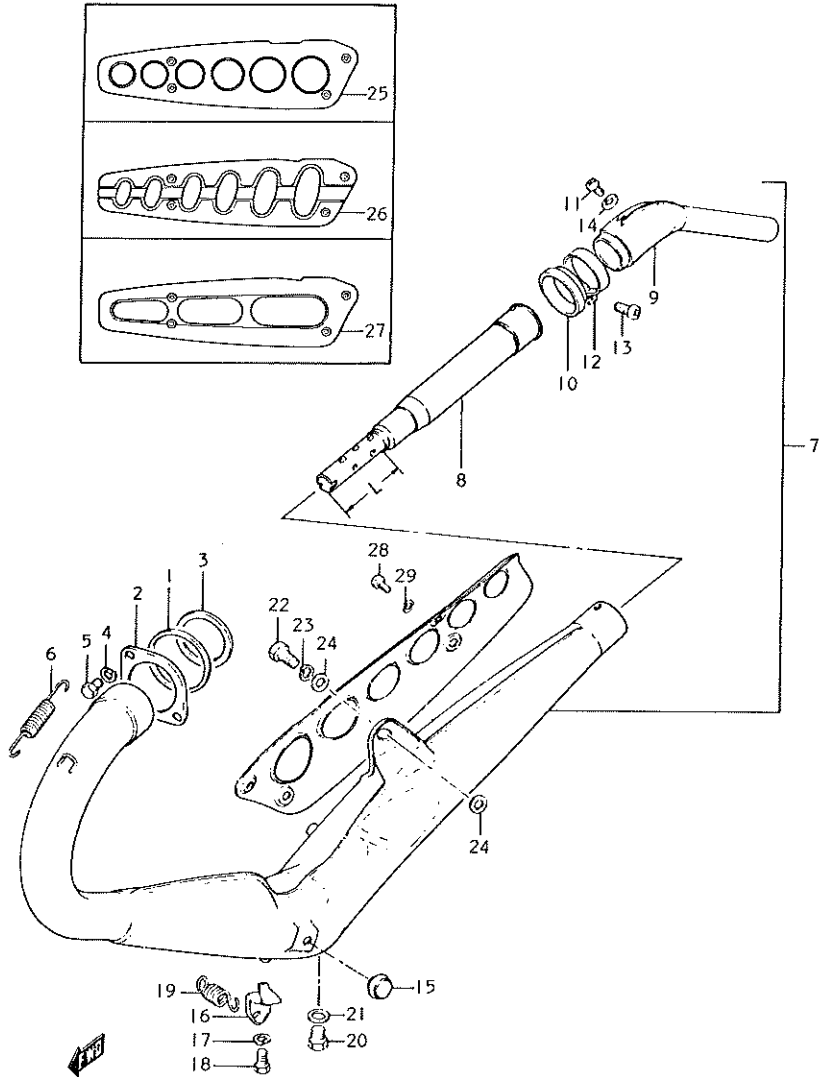


FIG.9 MUFFLER

Ref.No.	Part No.	Description	Q'ty						Remarks
			R	J	K	L	M	A	
21	09168-10002	GASKET	1	1	1	1	1	1	
22	01122-08208	BOLT	1	1	1	1	1	1	
23	08321-21088	LOCK WASHER	1	1	1	1	1	1	
24	08322-21088	WASHER	2	2	2	2	2	2	
25	14781-28000	COVER, muffler	1	1	-	-	-	-	to 14781-28600
26	14781-28600	COVER, muffler	-	-	1	1	1	-	
27	14781-28610	COVER, muffler	-	-	-	-	-	1	
28	02111-06087	SCREW	-	-	-	-	4	4	
29	08321-21068	LOCK WASHER	-	4	4	4	4	4	

FIG.10 OIL PUMP

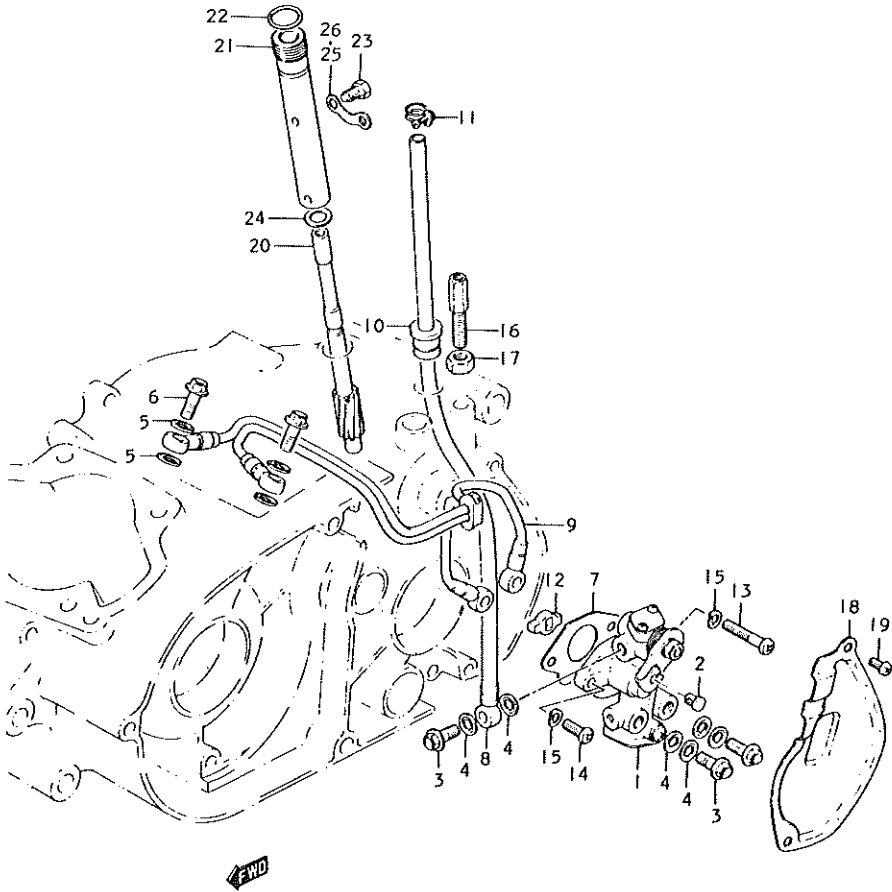


FIG.10 OIL PUMP

Ref.No.	Part No.	Description	Q'ty						Remarks
			R	J	K	L	M	A	
1-1	16100-28830	OIL PUMP SET	1	1	1	1	-	-	Includes Ref.Nos. 24 to 16100-28010
1-2	16100-28010	OIL PUMP ASSY	-	-	-	-	1	1	
2	16292-03110	TERMINAL, cable	1	1	1	1	1	1	
3	09360-06003	UNION BOLT, oil hose	3	3	3	3	3	3	
4-1	09168-06002	GASKET, oil hose union	6	6	6	6	6	-	
4-2	09168-06004	GASKET, oil hose union	-	-	-	-	-	6	
5-1	09168-06003	GASKET, oil hose union	4	4	4	4	4	-	
5-2	09168-06004	GASKET, oil hose union	-	-	-	-	-	4	
6-1	16760-19001	UNION BOLT, oil pump	2	2	2	-	-	-	to 09360-06003
6-2	09360-06003	UNION BOLT, oil pump	-	-	-	2	2	2	
7	16731-03100	GASKET, oil pump	1	1	1	1	1	1	
8	16810-35030	HOSE, oil A	1	1	1	1	1	1	2:180
9	16820-28030	HOSE, oil B	1	1	1	1	1	1	
10	09305-09002	GROMMET, oil hose inlet	1	1	1	1	1	1	
11	09400-10301	CLAMP, oil hose	1	1	1	1	1	1	
12	16391-05030	PIECE, oil pump drive	1	1	1	1	1	1	
13	02112-05308	SCREW	1	1	1	1	1	1	
14	02112-05168	SCREW	1	1	1	1	1	1	
15	08321-21058	LOCK WASHER	2	2	2	2	2	2	
16	09119-08014	BOLT, cable adjuster	1	1	1	1	1	1	
17	08312-11088	NUT	1	1	1	1	1	1	
18-1	11385-25001	CAP, oil pump inspection	1	1	1	-	-	-	to 11380-27300
18-2	11380-27300	CAP, oil pump inspection	-	-	-	1	1	1	
19	02112-06108	SCREW	2	2	2	2	2	2	

FIG.10 OIL PUMP

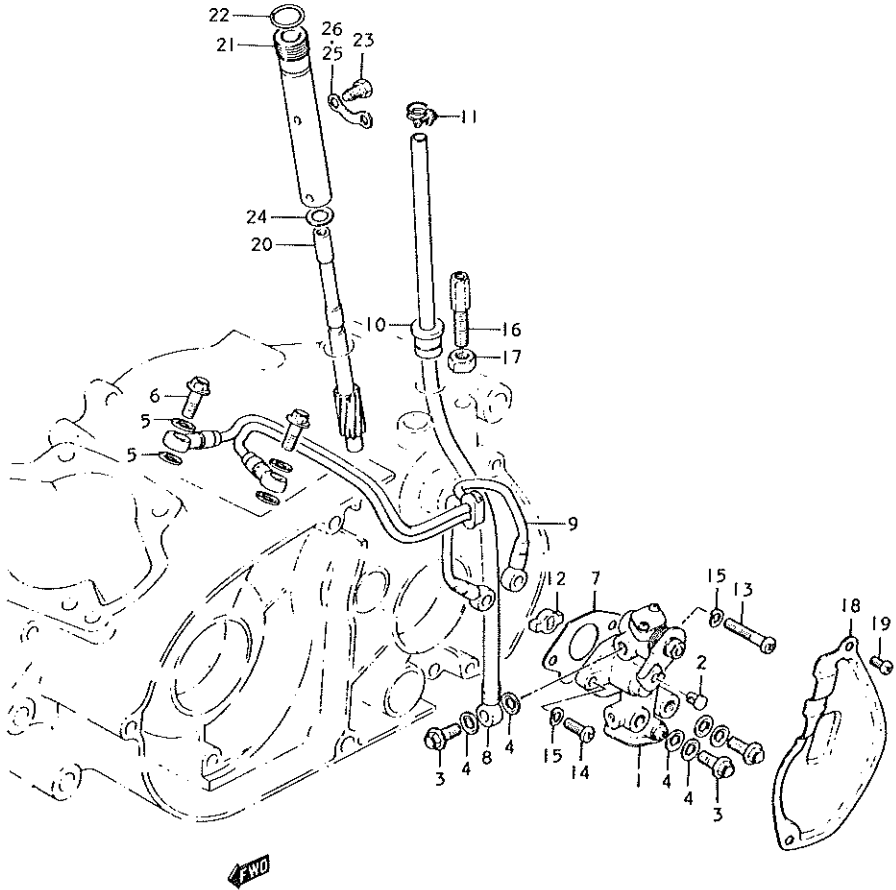


FIG.10 OIL PUMP

Ref.No.	Part No.	Description	Q'ty						Remarks
			R	J	K	L	M	A	
20	26431-28001	GEAR, tachometer driven	1	1	1	1	1	1	NT:10
21	26441-28001	SLEEVE, driven gear	1	1	1	1	1	1	
22	09280-10001	O RING, gear sleeve	1	1	1	1	1	1	
23	09135-06009	BOLT, gear sleeve	1	1	1	1	1	1	
24	09160-08003	WASHER	1	1	1	1	1	1	
25	09404-07702	CLAMP, battery exhaust pipe	2	2	2	2	1	1	
26	09404-07704	CLAMP, battery exhaust pipe	-	-	-	-	1	1	

FIG. 11 CLUTCH

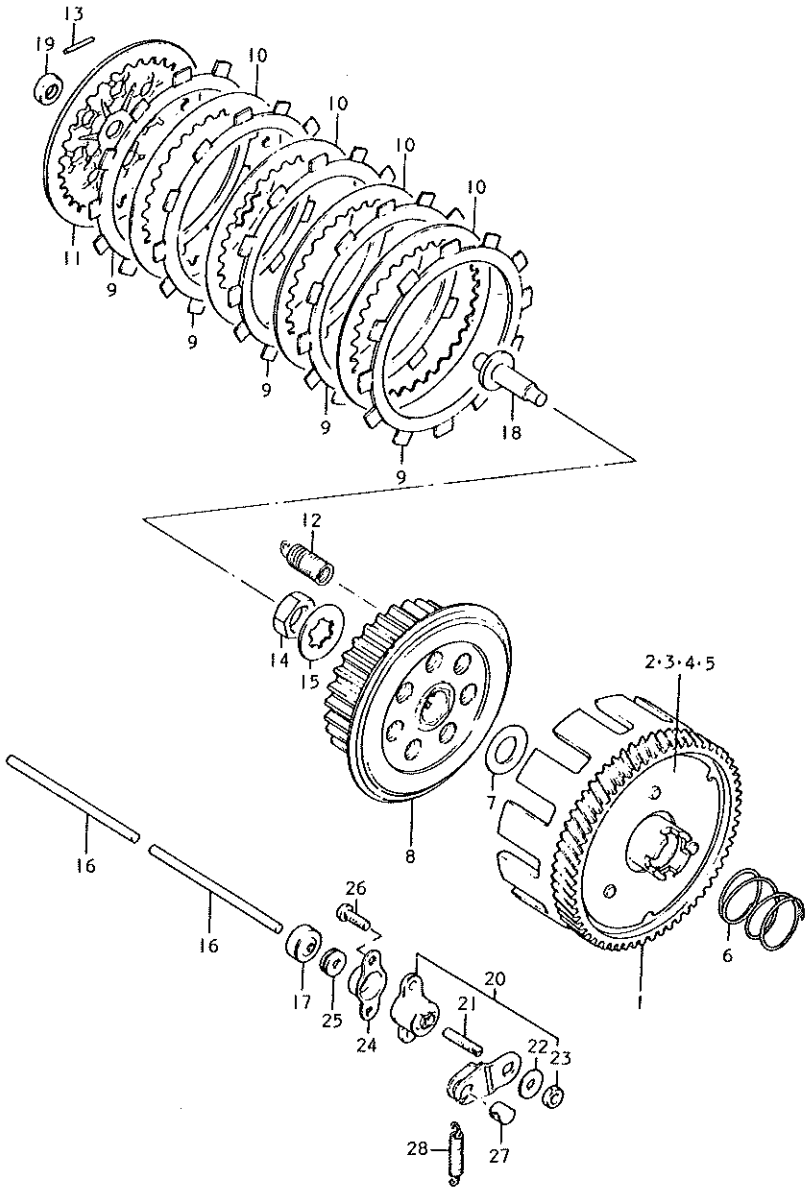




FIG. 11 CLUTCH

Ref.No.	Part No.	Description	Q'ty					Remarks
			R	J	K	L	M	
1	21200-28000	GEAR, primary driven	1	1	1	1	1	- NT:57
2	21231-28040	-DUMPER, No.1	3	3	3	3	3	- to 21200-28830
3	21232-28040	-DUMPER, No.2	3	3	3	3	3	-
4	21241-28000	-PLATE	1	1	1	1	1	-
5	05221-05249	-RIVET	3	3	3	3	3	-
6	09440-32001	SPRING, primary driven gear	1	1	1	1	1	-
7	08211-17282	THRUST WASHER	1	1	1	1	1	- 17x29x1.5
8	21410-28000	HUB, clutch sleeve	1	1	1	1	1	-
9-1	21441-10000	PLATE, clutch drive	5	5	5	-	-	- to 21441-28300
9-2	21441-28300	PLATE, clutch drive	-	-	-	5	5	-
10	21451-28000	PLATE, clutch driven	4	4	4	4	4	-
11	21460-28000	PLATE, clutch pressure	1	1	1	1	1	-
12	09443-12015	SPRING, clutch	7	7	7	7	7	-
13	09261-02001	PIN, clutch spring	7	7	7	7	7	-
14	09140-16001	NUT, clutch sleeve hub	1	1	1	1	1	-
15	09167-17002	WASHER, clutch sleeve hub	1	1	1	1	1	-
16	23111-28000	ROD, clutch push	2	2	2	2	2	-
17	09285-06006	OIL SEAL, push rod	1	1	1	1	1	-
18	23121-14000	PIECE, clutch push	1	1	1	1	1	-
19	09284-10002	OIL SEAL, push piece	1	1	1	1	1	-

FIG. 11 CLUTCH

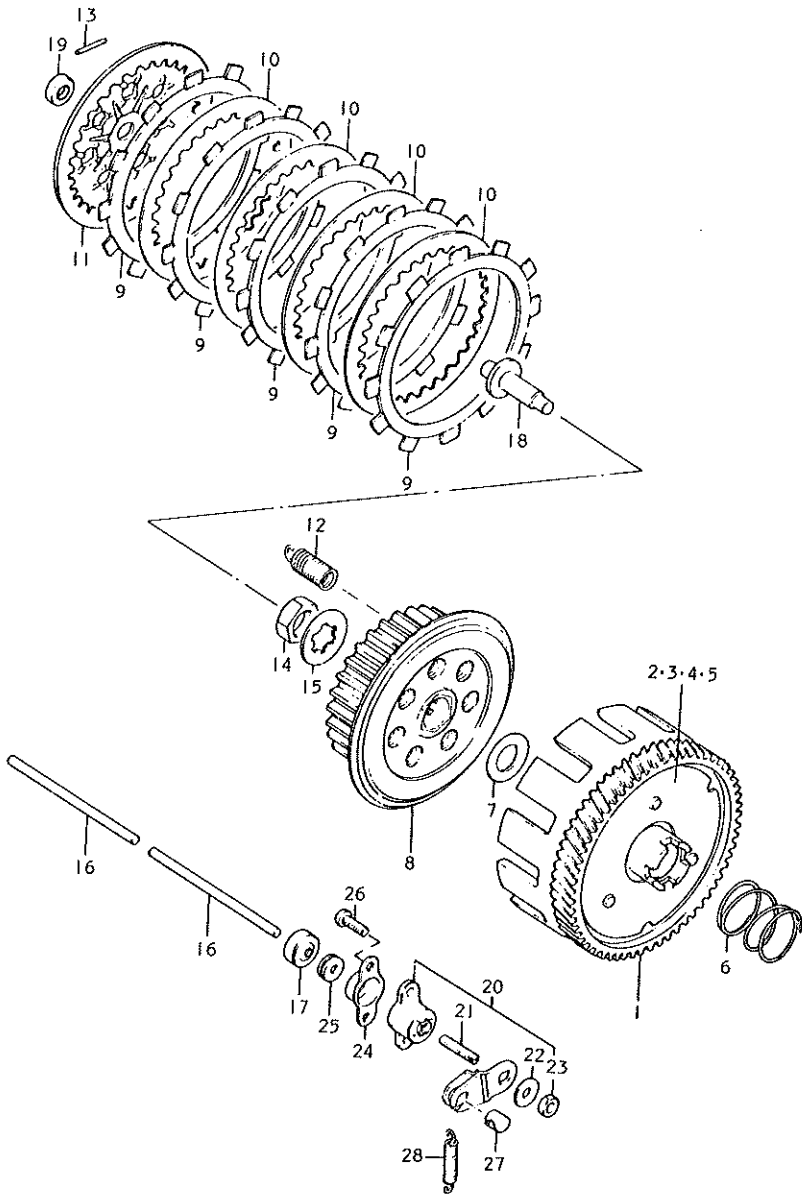


FIG.11 CLUTCH

Ref.No.	Part No.	Description	Q'ty						Remarks
			R	J	K	L	M	A	
20	23200-28001	SCREW ASSY, clutch release	1	1	1	1	1	-	
21	09134-06001	·SCREW, release adjust	1	1	1	1	1	-	
22	09160-06019	·WASHER, release screw	1	-	1	-	1	- 6.5x16x1.2	
23	08311-31068	·NUT	1	1	1	1	1	-	
24	23241-23000	COVER, release screw	1	1	1	1	1	-	
25	09281-05001	DUST SEAL, release screw	1	1	1	1	1	-	
26	02112-05168	SCREW	2	2	2	2	2	-	
27	23222-07000	PIECE, end	1	1	1	1	1	-	
28	09443-08001	SPRING, release return	1	1	1	1	1	-	

FIG.12 CLUTCH

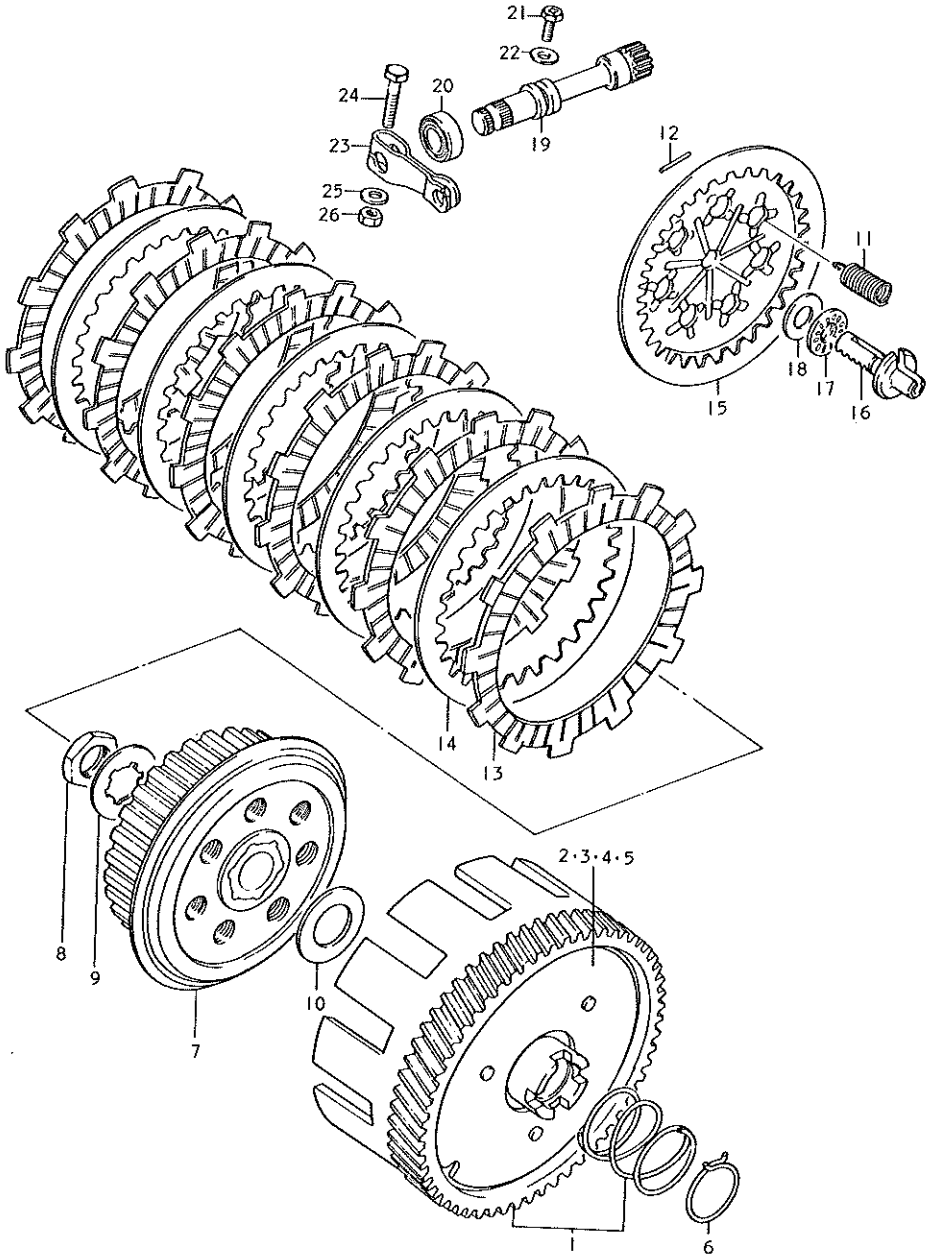


FIG.12 CLUTCH

Ref.No.	Part No.	Description	Q'ty						Remarks
			R	J	K	L	M	A	
1	21200-28830	PRIMARY DRIVEN GEAR SET	-	-	-	-	-	1	NT:57
2	21231-28040	·DUMPER, No.1	-	-	-	-	-	3	
3	21232-28040	·DUMPER, No.2	-	-	-	-	-	3	
4	21241-28000	·PLATE	-	-	-	-	-	1	
5	05221-05249	·RIVET	-	-	-	-	-	3	
6	09401-25401	CLIP, primary driven gear	-	-	-	-	-	1	
7	21410-28700	HUB, clutch sleeve	-	-	-	-	-	1	
8	09140-16001	NUT	-	-	-	-	-	1	
9	09167-17002	WASHER	-	-	-	-	-	1	
10	08211-17282	THRUST WASHER	-	-	-	-	-	1	
11	09443-12010	SPRING	-	-	-	-	-	7	
12	09261-02001	PIN	-	-	-	-	-	7	
13	21441-28300	PLATE, clutch drive	-	-	-	-	-	5	
14	21451-28000	PLATE, clutch driven	-	-	-	-	-	4	
15	21460-28200	PLATE, clutch pressure	-	-	-	-	-	1	
16	23165-28000	RACK, clutch release	-	-	-	-	-	1	
17	09263-10002	BEARING	-	-	-	-	-	1	
18	09160-10021	THRUST WASHER	-	-	-	-	-	1	
19	23261-28300	PINION, clutch release	-	-	-	-	-	1	
20	09285-12002	OIL SEAL	-	-	-	-	-	1	
21	09135-06009	BOLT	-	-	-	-	-	1	
22	08322-21068	WASHER	-	-	-	-	-	1	
23	23271-28300	ARM, clutch release	-	-	-	-	-	1	
24	01112-06258	BOLT	-	-	-	-	-	1	
25	08322-21068	WASHER	-	-	-	-	-	1	
26	08311-11068	NUT	-	-	-	-	-	1	

FIG.13 TRANSMISSION

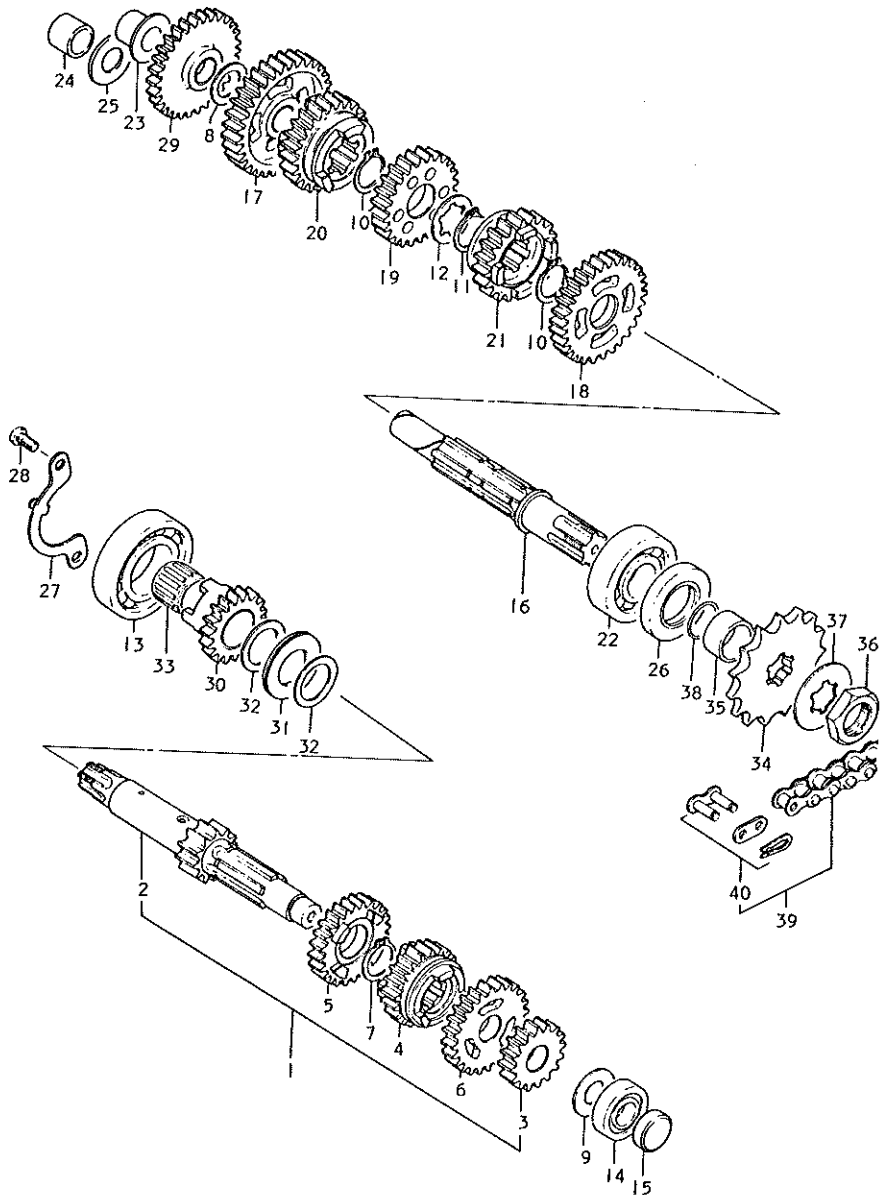


FIG.13 TRANSMISSION

Ref.No.	Part No.	Description	Q'ty						Remarks
			R	J	K	L	M	A	
1-1	24120-28001	SHAFT ASSY, counter	1	-	-	-	-	-	to 24120-28002 use with 25231-28001
1-2	24120-28002	SHAFT ASSY, counter	1	-	-	-	-	-	to 24120-28003
1-3	24120-28003	SHAFT ASSY, counter	-	1	1	1	-	-	to 24120-28004 use with 26281-36100 09263-19006
1-4	24120-28004	SHAFT ASSY, counter	-	-	-	-	1	1	
2-1	24121-28001	SHAFT, counter	1	1	1	1	-	-	to 24121-28002 use with 26281-36100 09263-19006
2-2	24121-28002	SHAFT, counter	-	-	-	-	1	1	
3	24221-28001	GEAR, 2nd drive	1	1	1	1	1	1	NT:16
4-1	24231-28000	GEAR, 3rd drive	1	-	-	-	-	-	NT:20 to 24231-28001 use with 25231-28001
4-2	24231-28001	GEAR, 3rd drive	1	-	-	-	-	-	NT:20 to 24231-28002 use with 24251-28002
4-3	24231-28002	GEAR, 3rd drive	-	1	1	1	1	1	NT:20
5	24241-28000	GEAR, 4th drive	1	1	1	1	1	1	NT:23
6-1	24251-28001	GEAR, 5th drive	1	-	-	-	-	-	NT:25 to 24251-28001 use with 24231-28001
6-2	24251-28002	GEAR, 5th drive	-	1	1	1	1	1	NT:25
7	09380-20003	CIRCLIP, 4th drive	1	1	1	1	1	1	
8	08211-15241	THRUST WASHER	1	1	-	-	-	-	
9	09160-15016	THRUST WASHER	1	1	1	1	1	1	15x30x1
10	09380-20003	CIRCLIP, driveshaft	2	2	2	2	2	2	
11	09380-20006	CIRCLIP, 3rd driven gear	1	1	1	1	1	1	
12	09167-20007	WASHER, 3rd driven gear	1	1	1	1	1	1	
13	08110-60060	BALL BEARING	1	1	1	1	1	1	
14	08113-60020	BALL BEARING	1	1	1	1	1	1	
15	09241-19001	PLUG, left bearing	-	-	-	-	-	1	

FIG. 13 TRANSMISSION

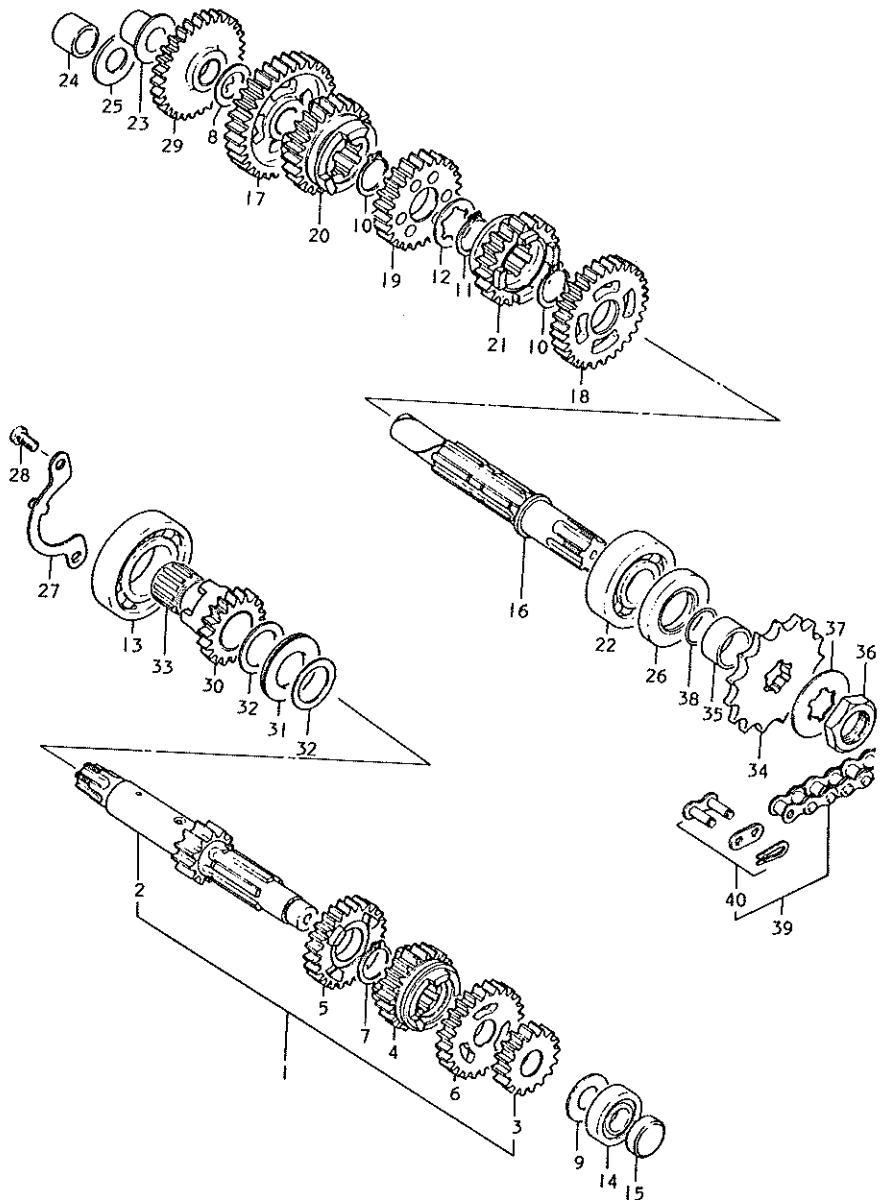




FIG.13 TRANSMISSION

Ref.No.	Part No.	Description	Q'ty						Remarks
			R	J	K	L	M	A	
16	24131-28001	SHAFT, drive	1	1	1	1	1	1	See Note 1.
17	24310-28000	GEAR, 1st driven	1	1	1	1	1	1	NT:33
18	24321-28000	GEAR, 2nd driven	1	1	1	1	1	1	NT:29
19	24331-28001	GEAR, 3rd driven	1	1	1	1	1	1	NT:25
20	24341-28002	GEAR, 4th driven	1	1	1	1	1	1	NT:23
21	24351-28001	GEAR, 5th driven	1	1	1	1	1	1	NT:20 See Note 1.
22	09262-20009	BEARING	1	1	1	1	1	1	
23	09319-15003	BUSH, drive shaft	1	1	-	-	-	-	
24	09303-15003	BUSH, drive shaft	-	-	1	1	1	1	
25	09160-15016	THRUST WASHER	-	-	1	1	1	1	
26	09283-25009	OIL SEAL, driveshaft	1	1	1	1	1	1	25x44x7
27	24741-28001	HOLDER, bearing	1	-	1	1	1	1	
28	02112-06106	SCREW	2	2	2	2	2	2	
29	26260-28002	GEAR, kick starter idle	1	1	1	1	1	1	NT:29 See Note 2.

Note 1. On the machine with Frame No.10001~11527, when replacing "Gear shifting Fork B", "5th driven gear" or "Drive shaft", install together with listed below.

25221-28001.....Gear shifting fork B.....1pc  
 24131-28001.....Drive shaft.....1pc  
 24351-28001.....5th driven gear.....1pc  
 09380-20006.....Circlip.....1pc

Note 2. When installing the kick starter idle gear (26260-28000) about TS125R, TS125J, dismantle thrust washer (08211-15241) already provided.

FIG. 13 TRANSMISSION

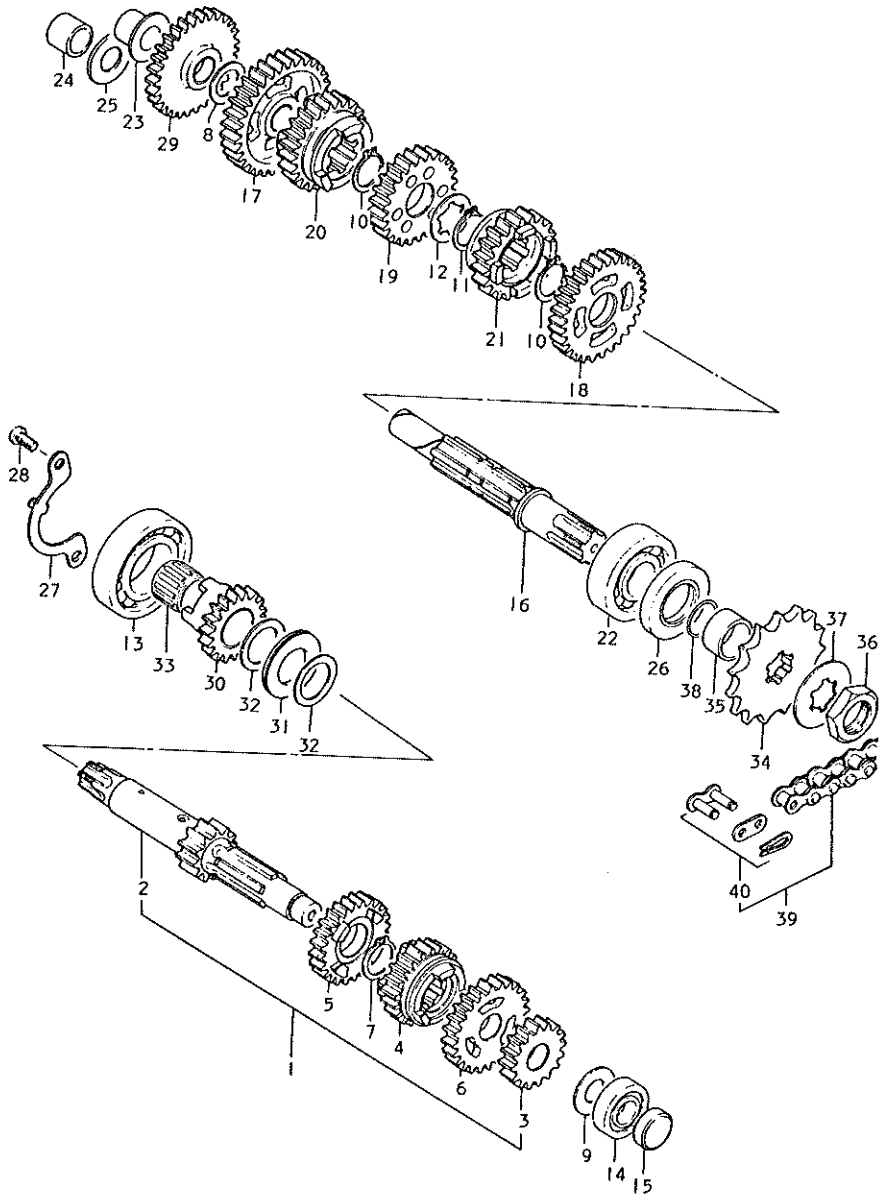


FIG.13 TRANSMISSION

Ref.No.	Part No.	Description	Qty						Remarks
			R	J	K	L	M	A	
30-1	26280-23000	GEAR, kick starter driven	1	1	1	1	-	-	NT:31 to 26281-36200
30-2	26281-36200	GEAR, kick starter driven	-	-	-	-	1	1	
31-1	09263-21004	BEARING, driven gear	1	1	-	-	-	-	21x35x2.8 to 09263-21006
31-2	09263-21006	BEARING, driven gear	-	-	1	1	1	1	21x32x2.8
32	09160-21007	WASHER, driven gear bearing	2	2	2	2	2	2	21x30x0.8
33	09263-19006	BEARING, driven gear	-	-	-	-	1	1	
34-1	27511-20000	SPROCKET, engine	1	1	Δ	Δ	-	-	#428, NT:15 Δ:OPT to 27511-27100
34-2	27511-20710	SPROCKET, engine	Δ	Δ	1	1	-	-	#428, NT:16 Δ:OPT
34-3	27511-27100	SPROCKET, engine	-	-	-	-	1	1	#428, NT:15
34-4	27511-36200	SPROCKET, engine	1	1	1	1	-	-	#428, NT:14, OPT
35	09180-20039	SPACER, engine sprocket	1	1	1	1	1	1	20x25x12.5
36	09140-20001	NUT, engine sprocket	1	1	1	1	1	1	
37	09167-20006	WASHER, engine sprocket	1	1	1	1	1	1	
38	09280-20001	O RING, drive shaft bearing	1	1	1	1	1	1	
39-1	27600-36010	CHAIN ASSY, (#428x118 )	1	1	1	1	-	-	to 27600-36011
39-2	27600-36011	CHAIN ASSY	-	-	-	-	1	1	
40-1	27620-20210	*JOINT, chain	1	1	1	1	-	1	
40-2	27620-36011	*JOINT, chain	-	-	-	-	1	-	

FIG.14 GEAR SHIFTING

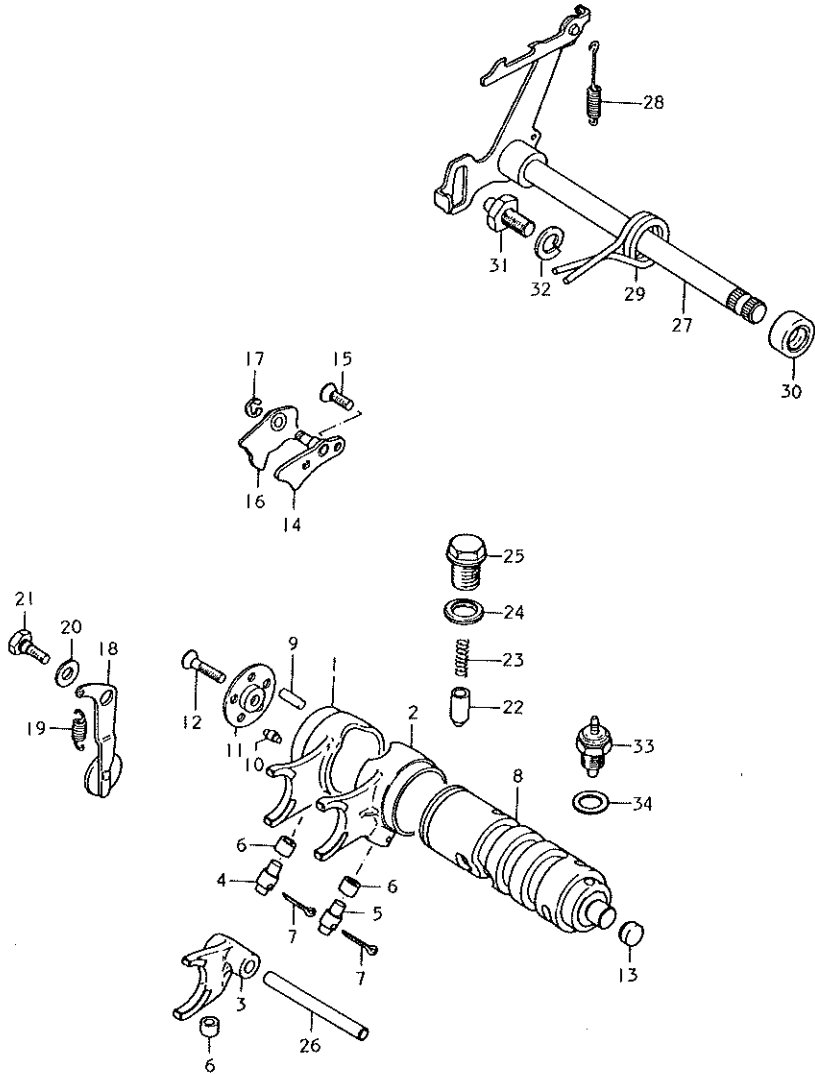


FIG.14 GEAR SHIFTING

Ref.No.	Part No.	Description	Q'ty						Remarks
			R	J	K	L	M	A	
1	25211-28001	FORK, gear shifting A	1	1	1	1	1	1	
2	25221-28001	FORK, gear shifting B	1	1	1	1	1	1	See Note 1.
3-1	25231-28000	FORK, gear shifting C	1	-	-	-	-	-	to 25231-28001 use with 24231-28001
3-2	25231-28001	FORK, gear shifting C	-	1	1	1	1	1	
4	09209-10003	PIN, fork guide shifting	2	2	2	2	-	-	to 09209-10002
5	09209-10002	PIN, fork guide shifting	-	-	-	-	2	2	
6	09180-06004	ROLLER, fork pin	3	3	3	3	3	3	6x9.8x6
7	04111-25208	COTTER PIN	2	2	2	2	2	2	
8-1	25310-28000	CAM, gear shifting	1	1	1	-	-	-	to 25310-28700
8-2	25310-28700	CAM, gear shifting	-	-	-	1	1	1	to 25310-28701
9	09261-04002	PIN, shifting cam drive	4	4	4	4	4	4	
10-1	09209-04006	PIN, cam stopper	1	1	1	1	-	-	to 09209-04012
10-2	09209-04012	PIN, cam stopper	-	-	-	-	1	1	
11	25322-28030	RETAINER, drive pin	1	1	1	1	1	1	
12	02122-06208	SCREW	1	1	1	1	1	1	
13	09243-12002	PLUG, gear shifting cam	1	1	1	1	1	1	
14	25340-12101	GUIDE, gear shifting cam	1	1	1	1	1	1	
15	02122-06168	SCREW	2	2	2	2	2	2	
16	25370-12100	PAWL, cam stopper	1	1	1	1	1	1	
17	08332-11059	E RING	1	1	1	1	-	-	
18	25350-28000	STOPPER, gear shifting cam A	1	1	1	1	1	1	
19	09443-07014	SPRING, cam stopper A	1	1	1	1	1	1	
20	09160-06022	WASHER, cam stopper	1	1	1	1	1	1	6.5x16x2.3

Note 1. On the machine with Engine No.10001~11538, Frame No.10001~11527, when replacing "Gear Shifting Fork No.2" or "5th Driven Gear" do not fail to replace both parts together.

FIG.14 GEAR SHIFTING

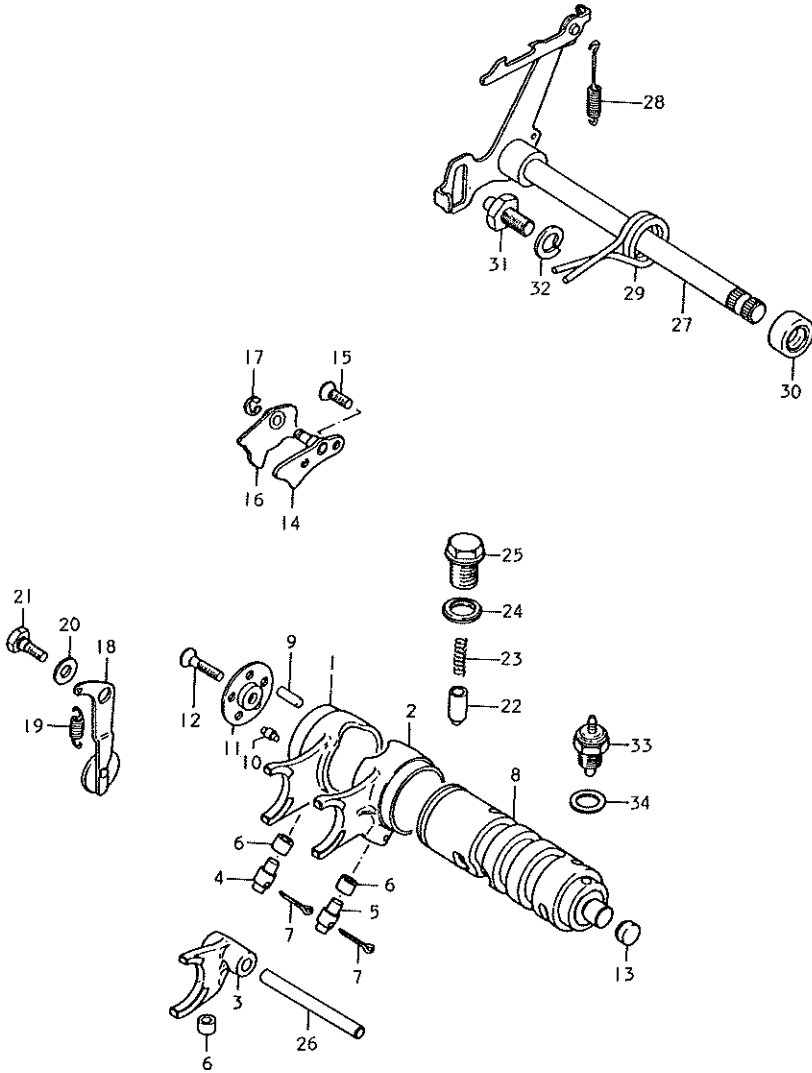


FIG.14 GEAR SHIFTING

Ref.No.	Part No.	Description	Q'ty						Remarks
			R	J	K	L	M	A	
21	09111-06003	BOLT, cam stopper	1	1	1	1	1	1	
22	25351-18000	STOPPER, shifting cam B	1	1	1	1	1	1	
23	09440-05018	SPRING, stopper B	1	1	1	1	1	1	
24	09168-14004	GASKET, cam stopper housing	1	1	1	1	1	1	
25	25352-11000	HOUSING, cam stopper	1	1	1	1	1	1	
26	25411-05100	SHAFT, gear shifting fork	1	1	1	1	1	1	
27-1	25510-28000	SHAFT, gear shifting	1	1	1	1	1	1	-
27-2	25510-28300	SHAFT, gear shifting	-	-	-	-	-	-	1
28	09443-06008	SPRING, pawl return	1	1	1	1	1	1	
29-1	09444-26005	SPRING, shaft return	1	1	1	1	-	-	to 09444-26008
29-2	09444-26008	SPRING, shaft return	-	-	-	-	1	1	
30	09285-12002	OIL SEAL, shifting shaft	1	1	1	1	1	1	
31-1	25671-19000	STOPPER, shifting arm	1	1	1	1	1	1	-
31-2	25351-18000	STOPPER, shifting arm	-	-	-	-	-	-	1
32	08321-21108	LOCK WASHER	1	1	1	1	1	1	
33	37710-28000	SWITCH, gear shifting	1	1	1	1	1	1	
34	09168-12001	GASKET, gear shifting	1	1	1	1	1	1	

FIG.15 KICK STARTER

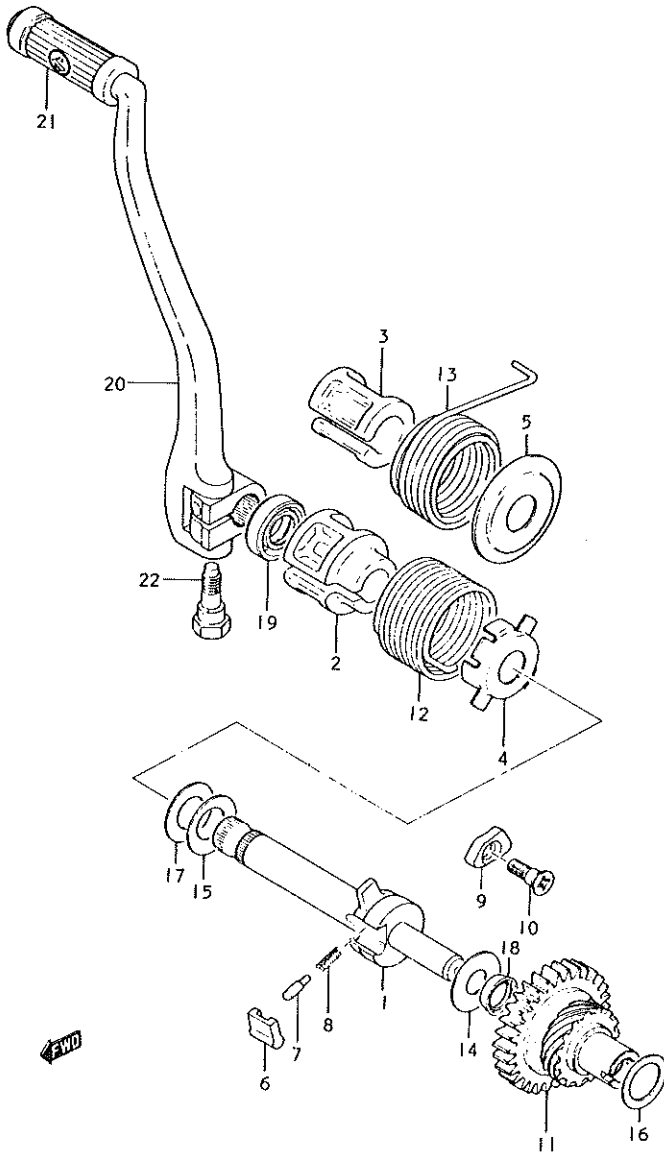




FIG.15 KICK STARTER

Ref.No.	Part No.	Description	Q'ty						Remarks
			R	J	K	L	M	A	
1-1	26211-25000	SHAFT, kick starter	1	1	1	1	1	-	
1-2	26211-28300	SHAFT, kick starter	-	-	-	-	-	1	
2	26221-25030	GUIDE, shaft spring	1	1	1	1	1	-	
3	26221-23030	GUIDE, shaft spring	-	-	-	-	-	1	
4	26222-25000	HOLDER, shaft spring	1	1	1	1	1	-	
5	26222-28300	HOLDER, shaft spring	-	-	-	-	-	1	
6	26231-20000	PAWL, kick starter	1	1	1	1	1	1	
7	09209-05011	PIN, pawl	1	1	1	1	1	1	
8	09440-04010	SPRING, pawl	1	1	1	1	1	1	
9	26232-01000	LIFTER, pawl	1	1	1	1	1	1	
10	09139-06002	SCREW, pawl lifter	1	1	1	1	1	1	
11-1	26240-28001	GEAR, kick starter drive	1	1	1	1	-	-	NT:31 & 15 See Note 1.
11-2	26240-28002	GEAR, kick starter drive	-	-	-	-	1	1	NT:31 & 15
12	09448-48001	SPRING, kick starter shaft	1	1	1	1	1	-	
13	09448-45004	SPRING, kick starter shaft	-	-	-	-	-	1	
14	08211-12302	THRUST WASHER	1	1	-	-	1	1	
15	09160-16016	WASHER, shaft RH	1	1	1	1	1	1	16x30.5x0.5
16	08211-20281	WASHER, drive gear	1	1	-	-	-	-	20x28x1
17	09164-16001	WASHER, shaft RH	1	1	1	1	1	1	16x30.5x1.5
18	09284-12006	OIL SEAL, drive gear	1	1	-	-	-	-	
19	09285-16002	OIL SEAL, kick starter shaft	1	1	1	1	1	1	
20-1	26300-28001	LEVER ASSY, kick starter	1	1	1	-	-	-	to 26300-28301
20-2	26300-28301	LEVER ASSY, kick starter	-	-	-	1	-	-	to 26300-28302
20-3	26300-28302	LEVER ASSY, kick starter	-	-	-	-	1	-	
20-4	26300-28303	LEVER ASSY, kick starter	-	-	-	-	-	1	
21	26352-01000	·RUBBER, kick starter lever	1	1	1	1	1	1	
22	09119-08010	·BOLT, kick starter lever	1	1	1	1	1	1	

Note 1. When installing this part (26240-28001) instead of (26240-28000) TS125R & TS125J, dismantle thrust washers (08211-12302 and 09160-20009), and drive gear oil seal (09284-12006) already provided.

FIG.16 MAGNETO

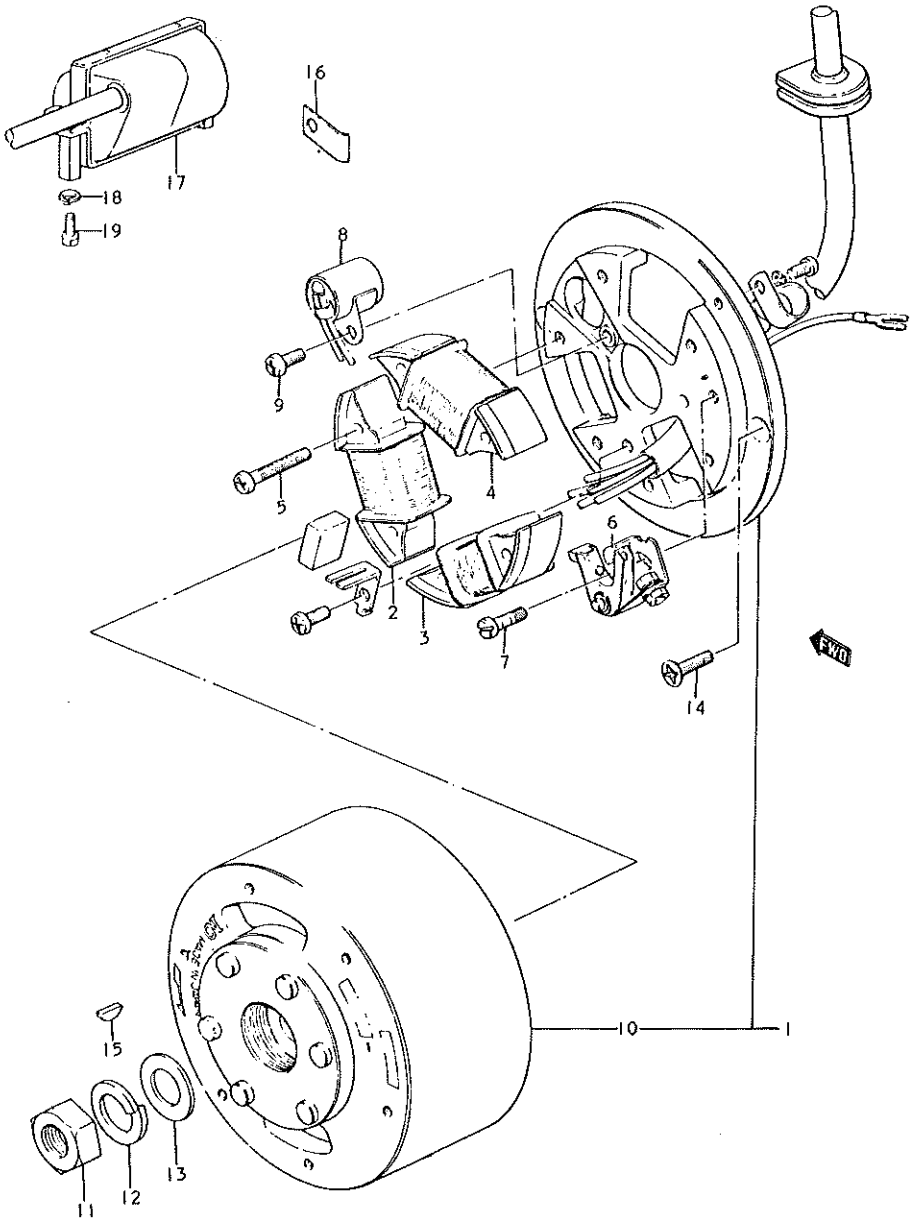


FIG.16 MAGNETO

Ref.No.	Part No.	Description	Q'ty						Remarks
			R	J	K	L	M	A	
1-1	32100-28010	MAGNETO ASSY	1	1	1	-	-	-	to 32100-28011
1-2	32100-28011	MAGNETO ASSY	-	-	-	1	1	1	
2	32120-28010	·COIL, lighting (1)	1	1	1	1	1	1	
3	32130-28010	·COIL, lighting (2)	1	1	1	1	1	1	
4	32140-28010	·COIL, primary	1	1	1	1	1	1	
5	02111-04308	·SCREW	6	6	6	6	6	6	
6	32240-28010	·POINT ASSY, contact	1	1	1	1	1	1	
7	02311-04108	·SCREW	1	1	1	1	1	1	
8	32341-12010	·CONDENSER	1	1	1	1	1	1	
9	02111-04107	·SCREW	1	1	1	1	1	1	
10-1	32102-28010	·ROTOR	1	1	1	-	-	-	to 32102-28011
10-2	32102-28011	·ROTOR	-	-	-	1	1	1	
11	09140-10003	NUT, magneto	1	1	1	1	1	1	
12	08321-21108	LOCK WASHER	1	1	1	1	1	1	
13	08322-21108	WASHER	1	1	1	1	1	1	
14	02122-06168	SCREW	2	2	2	2	2	2	
15	08341-31039	KEY	1	1	1	1	1	1	
16-1	09403-00075	CLAMP, magneto lead wire	1	1	1	1	-	-	
16-2	09404-06401	CLAMP, magneto lead wire	-	-	-	-	1	1	
17	33410-22220	COIL ASSY, ignition	1	1	1	1	1	1	
18	08321-21058	LOCK WASHER	2	2	2	2	2	-	
19	01111-05128	BOLT	2	2	2	2	2	2	

FIG. 17 SPEEDOMETER

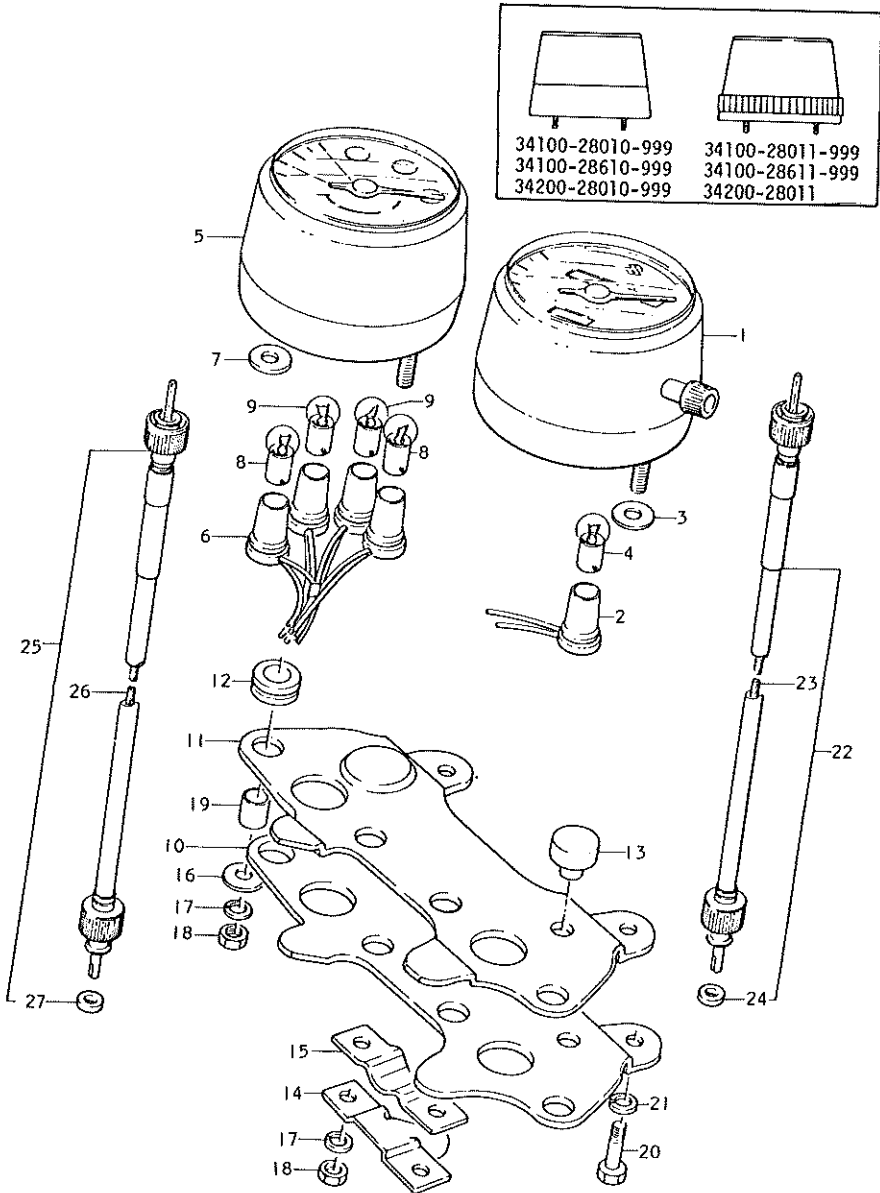


FIG. 17 SPEEDOMETER

Ref.No.	Part No.	Description	Q'ty						Remarks
			R	J	K	L	M	A	
1-1	34100-28611	SPEEDOMETER ASSY	-	1	1	-	-	-	Mile
1-2	34100-28011-999	SPEEDOMETER ASSY	-	1	1	-	-	-	Kilo
1-3	34100-28610-999	SPEEDOMETER ASSY	1	-	-	-	-	-	Mile
1-4	34100-28010-999	SPEEDOMETER ASSY	1	-	-	-	-	-	Kilo
2	34173-28010	*SOCKET, speedometer	1	1	1	-	-	-	
3	09160-05017	*WASHER, speedometer	2	2	2	-	-	-	5.5x16x1.2
4	09471-06002	BULB	1	1	1	-	-	-	6V, 3W
5-1	34200-28011	TACHOMETER ASSY	-	1	1	-	-	-	
5-2	34200-28010-999	TACHOMETER ASSY	1	-	-	-	-	-	
6	34270-28010	*SOCKET, tachometer	1	1	1	-	-	-	
7	09160-05017	*WASHER, tachometer	2	2	2	-	-	-	5.5x16x1.2
8	09471-06002	BULB	2	2	2	-	-	-	6V, 3W
9	09471-06001	BULB	2	2	2	-	-	-	6V, 1.7W
10	34950-28011	BRACKET, meter	-	1	1	-	-	-	
11	34950-28010	BRACKET, meter	1	-	-	-	-	-	
12	34955-28010	CUSHION, meter (1)	4	4	4	-	-	-	
13-1	34956-28011	CUSHION, meter (2)	-	1	1	-	-	-	
13-2	34956-28010	CUSHION, meter (2)	1	-	-	-	-	-	
14	34961-28011	PLATE, meter	-	1	1	-	-	-	
15	34961-28010	PLATE, meter	1	-	-	-	-	-	
16	09160-05017	WASHER	2	2	2	-	-	-	5.5x16x1.2
17	08321-21058	LOCK WASHER	4	4	4	-	-	-	
18	08311-31058	NUT	4	4	4	-	-	-	
19	34972-28010	SPACER, meter	4	4	4	-	-	-	
20	01112-06168	BOLT	2	2	2	-	-	-	
21	08321-21068	LOCK WASHER	2	2	2	-	-	-	

FIG. 17 SPEEDOMETER

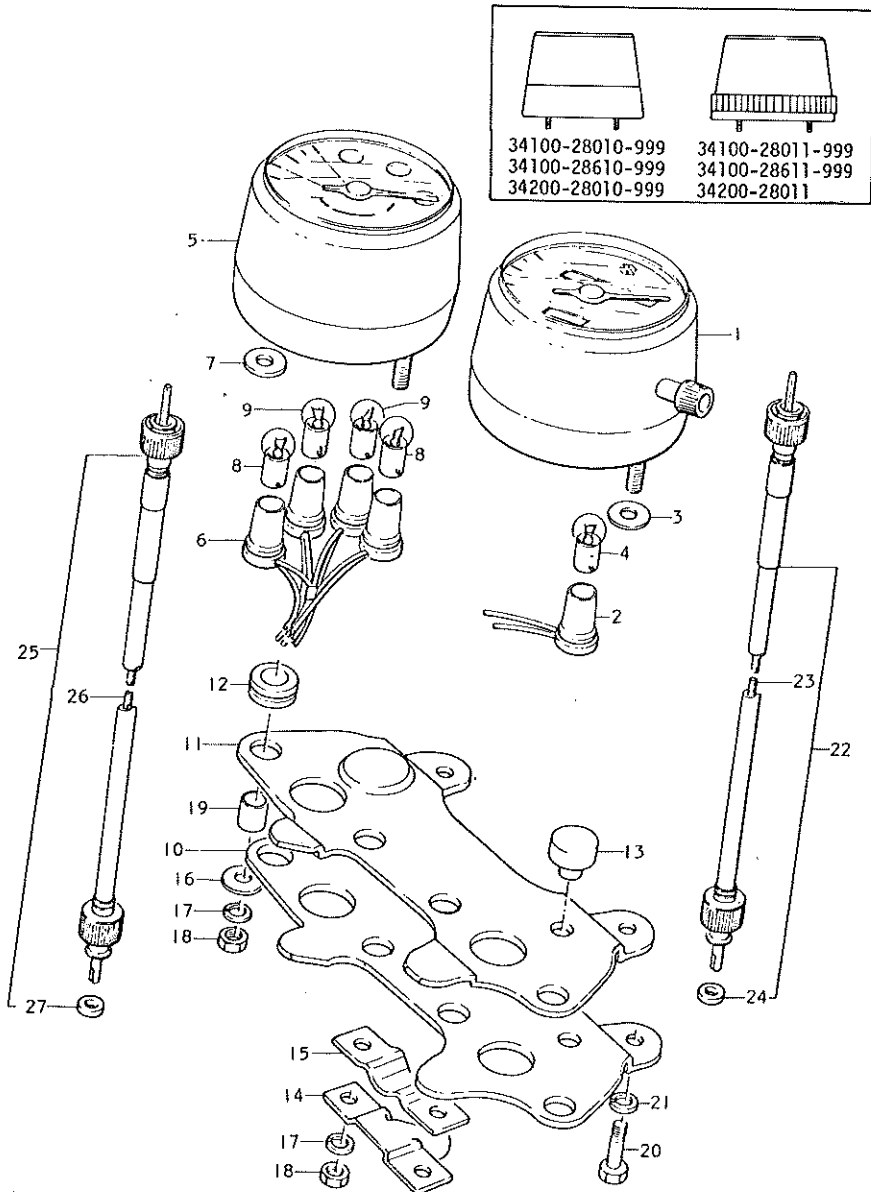


FIG. 17 SPEEDOMETER

Ref.No.	Part No.	Description	Q'ty						Remarks
			R	J	K	L	M	A	
22	34910-29031	CABLE ASSY, speedometer	1	1	1	-	-	-	to 34910-21230
23	34911-28030	CABLE, inner	1	1	1	-	-	-	
24	34928-01030	OIL SEAL	1	1	1	-	-	-	
25-1	34940-29031	CABLE ASSY, tachometer	1	1	-	-	-	-	to 34940-10030
25-2	34940-10030	CABLE ASSY, tachometer	-	-	1	-	-	-	
26	34941-29031	CABLE, inner	1	1	1	-	-	-	
27	34928-08430	OIL SEAL	1	1	1	-	-	-	

FIG.18 SPEEDOMETER

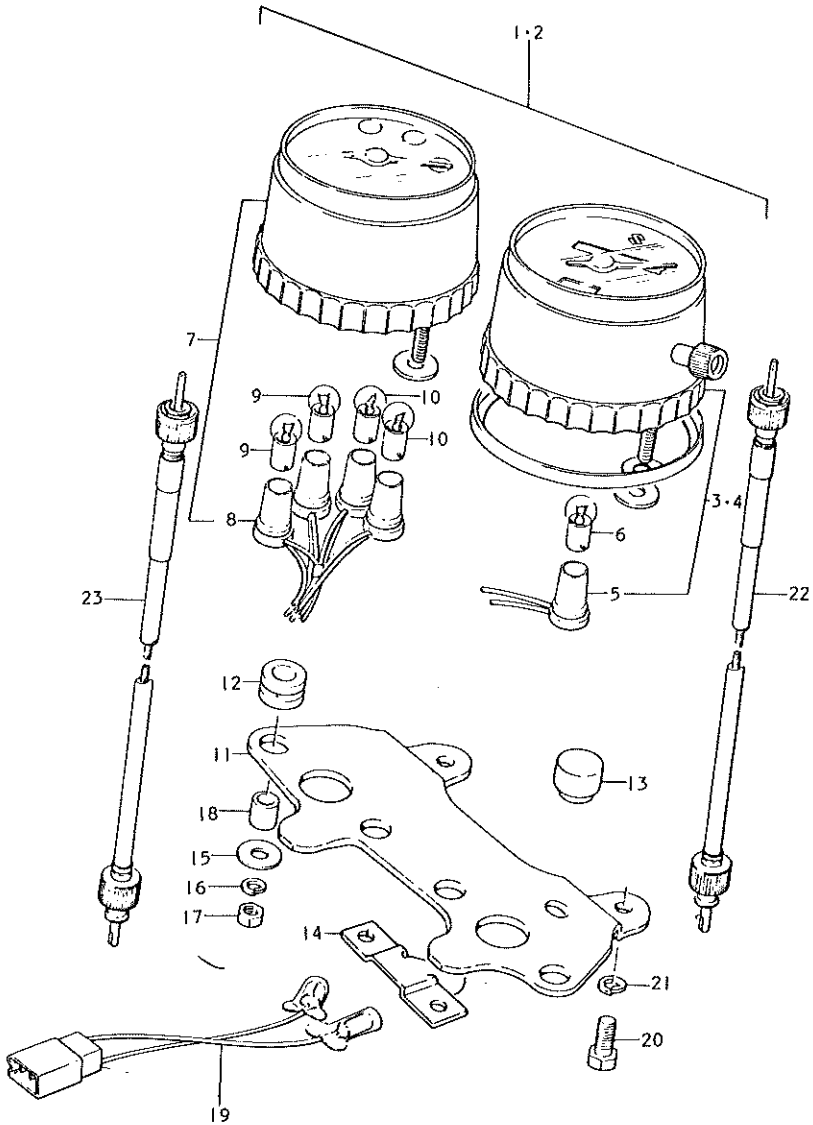




FIG.18 SPEEDOMETER

Ref.No.	Part No.	Description	Q'ty						Remarks
			R	J	K	L	M	A	
1-1	34100-28720	SPEEDOMETER & TACHOMETER ASSY	-	-	-	1	1	-	Mile
1-2	34100-28613	SPEEDOMETER & TACHOMETER ASSY	-	-	-	-	-	1	Mile
2-1	34100-28710	SPEEDOMETER & TACHOMETER ASSY	-	-	-	1	1	-	Kilo
2-2	34100-28013	SPEEDOMETER & TACHOMETER ASSY	-	-	-	-	-	1	Kilo
3	34101-28613	•SPEEDOMETER ASSY	-	-	-	1	1	1	Mile
4	34101-28013	•SPEEDOMETER ASSY	-	-	-	1	1	1	Kilo
5	34173-28011	••SOCKET, speedometer	-	-	-	1	1	1	
6	09471-06002	••BULB	-	-	-	1	1	1	
7	34201-28013	•TACHOMETER ASSY	-	-	-	1	1	1	
8-1	34270-28011	••SOCKET, tachometer	-	-	-	1	-	-	to 34270-36010
8-2	34270-36010	••SOCKET, tachometer	-	-	-	-	1	1	
9	09471-06002	••BULB	-	-	-	2	2	2	
10	09471-06001	••BULB	-	-	-	2	2	2	
11	34950-36010	•BRACKET, meter	-	-	-	1	1	1	
12	34955-28010	•CUSHION, meter (1)	-	-	-	4	4	4	
13	34956-28011	•CUSHION, meter (2)	-	-	-	1	1	1	
14-1	34961-28012	•CLIP	-	-	-	1	1	-	
14-2	34961-28011	•CLIP	-	-	-	-	-	1	
15	09160-05017	•WASHER	-	-	-	2	2	2	5.5x16x1.2
16	08321-21058	•LOCK WASHER	-	-	-	4	4	4	
17	08311-31058	•NUT	-	-	-	4	4	4	
18	34972-28010	•SPACER	-	-	-	4	4	4	
19	34175-28700	•LEAD WIRE	-	-	-	1	1	-	

FIG.18 SPEEDOMETER

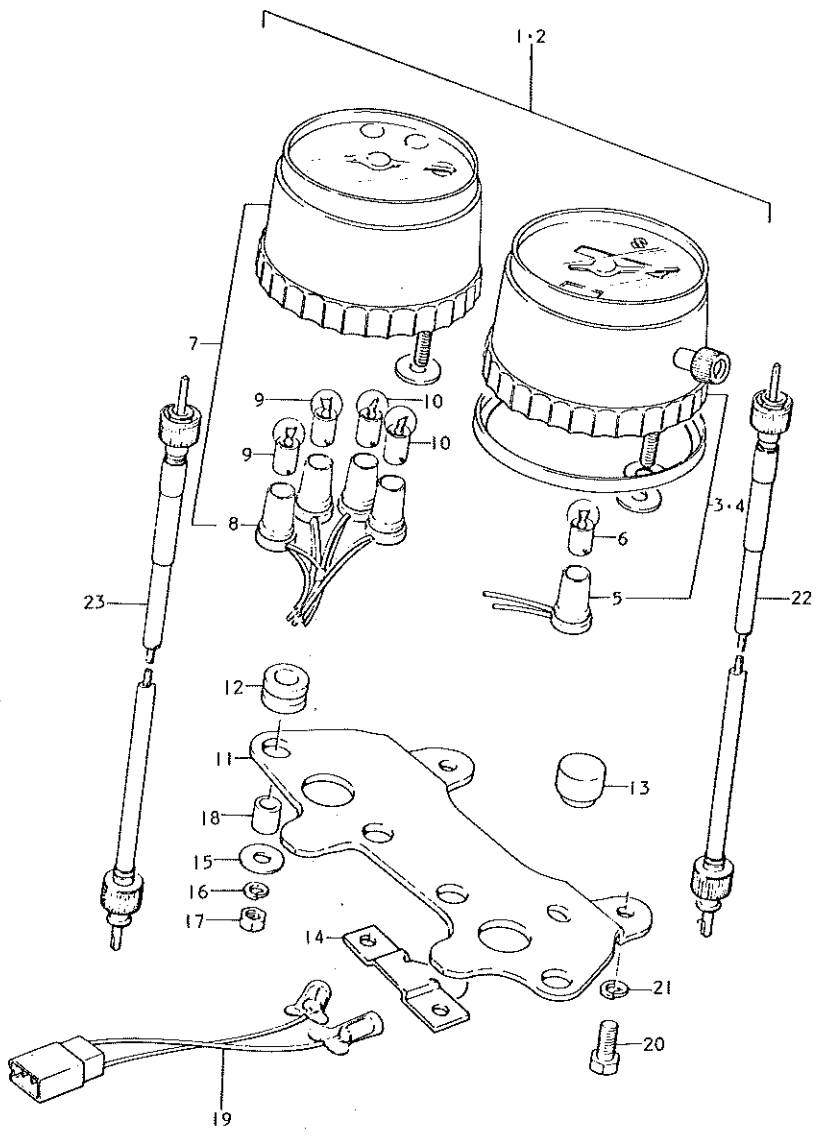


FIG.18 SPEEDOMETER

Ref.No.	Part No.	Description	Q'ty						Remarks
			R	J	K	L	M	A	
20	01112-06168	BOLT	-	-	-	2	2	2	
21	08321-21068	LOCK WASHER	-	-	-	2	2	-	
22-1	34910-29031	CABLE ASSY, speedometer	-	-	-	1	-	-	to 34910-21230
22-2	34910-21230	CABLE ASSY, speedometer	-	-	-	-	1	1	
23-1	34940-10030	CABLE ASSY, tachometer	-	-	-	1	-	-	to 34940-34030
23-2	34940-29031	CABLE ASSY, tachometer	-	-	-	-	1	-	to 34940-34030
23-3	34940-34030	CABLE ASSY, tachometer	-	-	-	-	-	1	

FIG. 19 HEADLAMP

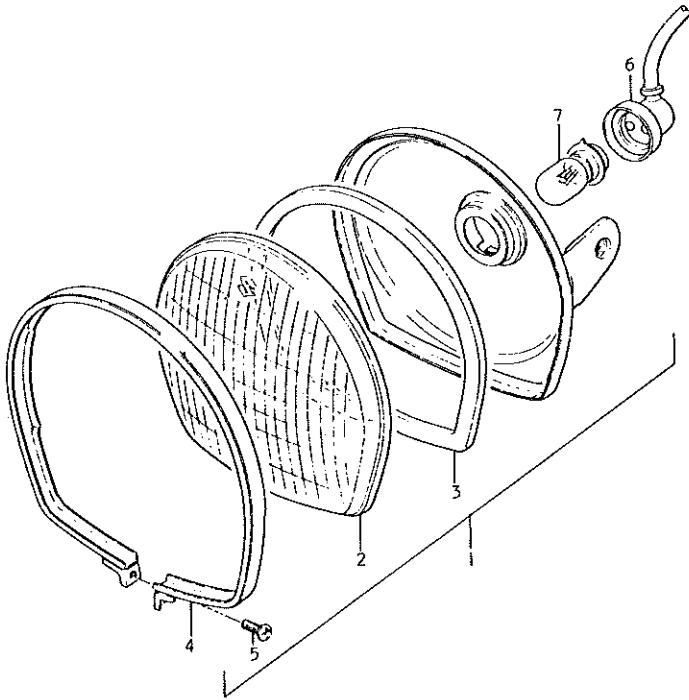


FIG.19 HEADLAMP

Ref.No.	Part No.	Description	Q'ty						Remarks
			R	J	K	L	M	A	
1	35100-28020-999	HEADLAMP ASSY	1	-	-	-	-	-	
2	*35124-20120	·LENS	1	-	-	-	-	-	
3	35125-20120	·GASKET, headlamp lens	1	-	-	-	-	-	
4	35127-20120	·RING	1	-	-	-	-	-	
5	02111-04107	·SCREW	1	-	-	-	-	-	
6	35171-28020	·SOCKET	1	-	-	-	-	-	to 35171-20020
7	09471-06015	BULB	1	-	-	-	-	-	6V, 25/25W

\*:Asterisk shows Export inspection required parts.

FIG. 20 HEADLAMP

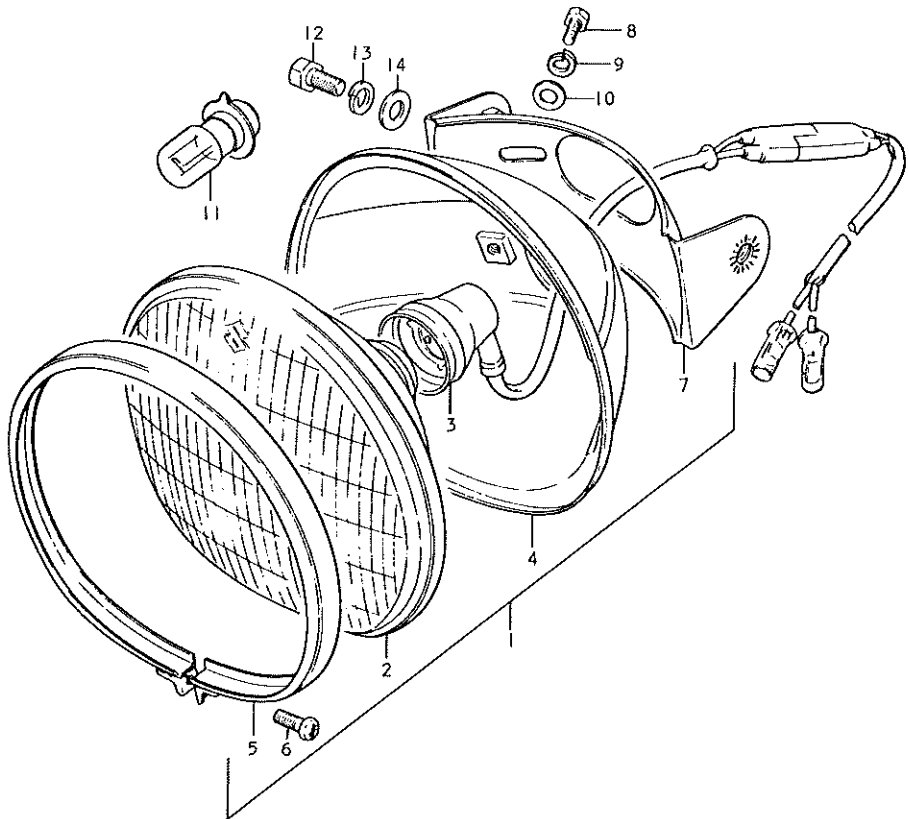


FIG.20 HEADLAMP

Ref.No.	Part No.	Description	Q'ty						Remarks
			R	J	K	L	M	A	
1	35100-30021-999	HEADLAMP ASSY	-	1	-	-	-	-	
2	35121-30021	•UNIT, headlamp	-	1	-	-	-	-	
3	35171-30021	•SOCKET	-	1	-	-	-	-	
4	35131-20610	•RING	-	1	-	-	-	-	
5	35127-20610	•RING, headlamp retainer	-	1	-	-	-	-	
6	02111-04107	•SCREW	-	1	-	-	-	-	
7	35151-20610	•BRACKET, headlamp	-	1	-	-	-	-	
8	01112-06108	•BOLT	-	2	-	-	-	-	
9	08321-21068	•LOCK WASHER	-	2	-	-	-	-	
10	08322-11068	•WASHER	-	2	-	-	-	-	
11	09471-06015	BULB	-	1	-	-	-	-	6V, 25/25W
12	01122-10208	BOLT	-	2	-	-	-	-	
13	08321-21108	LOCK WASHER	-	2	-	-	-	-	
14	09160-10037	WASHER	-	2	-	-	-	-	10.5x22x2.3

FIG. 21 HEADLAMP

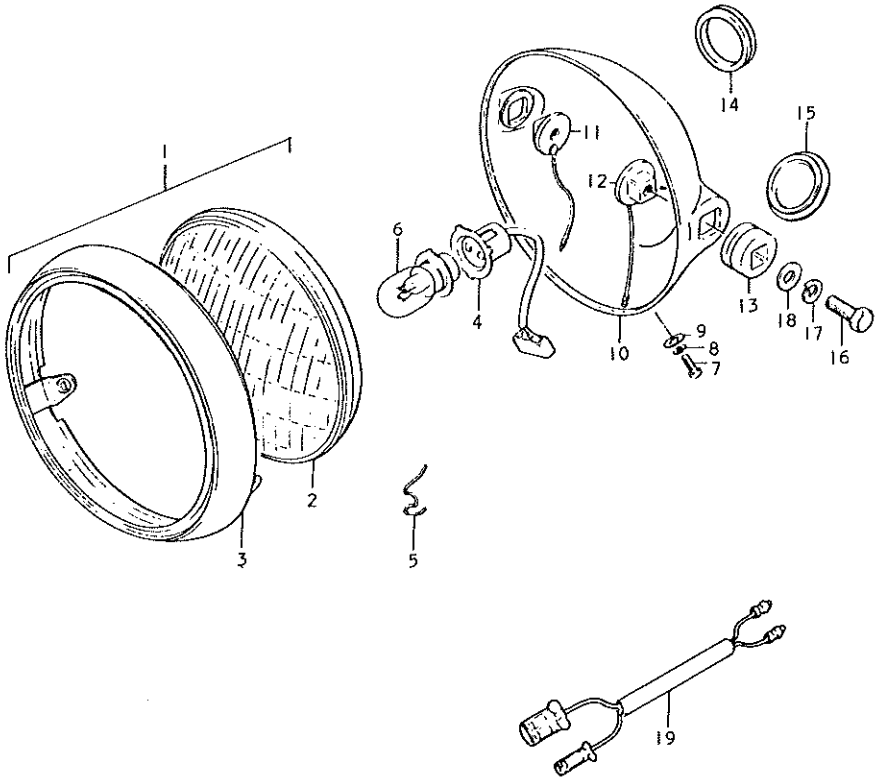




FIG. 21 HEADLAMP

Ref.No.	Part No.	Description	Q'ty						Remarks
			R	J	K	L	M	A	
1	35100-25321	HEADLAMP ASSY	-	-	1	1	-	-	
2	35121-27220	-UNIT, headlamp	-	-	1	1	-	-	
3	35111-27221	-RIM	-	-	1	1	-	-	
4	35171-25320	-SOCKET	-	-	1	1	-	-	
5	35128-27221	-SPRING	-	-	3	3	-	-	
6	09471-06015	-BULB	-	-	1	1	-	-	6V, 25/25W
7	02211-04128	SCREW	-	-	2	2	-	-	
8	08321-21048	LOCK WASHER	-	-	2	2	-	-	
9	08322-21048	WASHER	-	-	2	2	-	-	
10	51810-26600	HOUSING, headlamp	-	-	1	1	-	-	
11-1	51821-29000	SPACER, headlamp housing RH	-	-	1	-	-	-	to 51821-29001
11-2	51821-29001	SPACER, headlamp housing RH	-	-	-	1	-	-	Note 1
12-1	51822-29000	SPACER, headlamp housing LH	-	-	1	-	-	-	to 51822-29001
12-2	51822-29001	SPACER, headlamp housing LH	-	-	-	1	-	-	Note 1
13-1	51827-29000	CUSHION, headlamp housing	-	-	2	-	-	-	to 51827-29001
13-2	51827-29001	CUSHION, headlamp housing	-	-	-	2	-	-	Note 2

**Note 1** When replacing the headlamp housing spacer, install together with listed below.

51821-29001.....SPACER, headlamp housing RH.....1pc  
 (or 51822-29001...SPACER, headlamp housing LH.....1pc  
 51827-29001.....CUSHION, headlamp housing.....1pc

**Note 2** When replacing the headlamp housing cushion, install together with listed below.

51827-29001.....CUSHION, headlamp housing.....1pc  
 51821-29001.....SPACER, headlamp housing RH.....1pc  
 (or 51822-29001...SPACER, headlamp housing LH.....1pc)

FIG. 21 HEADLAMP

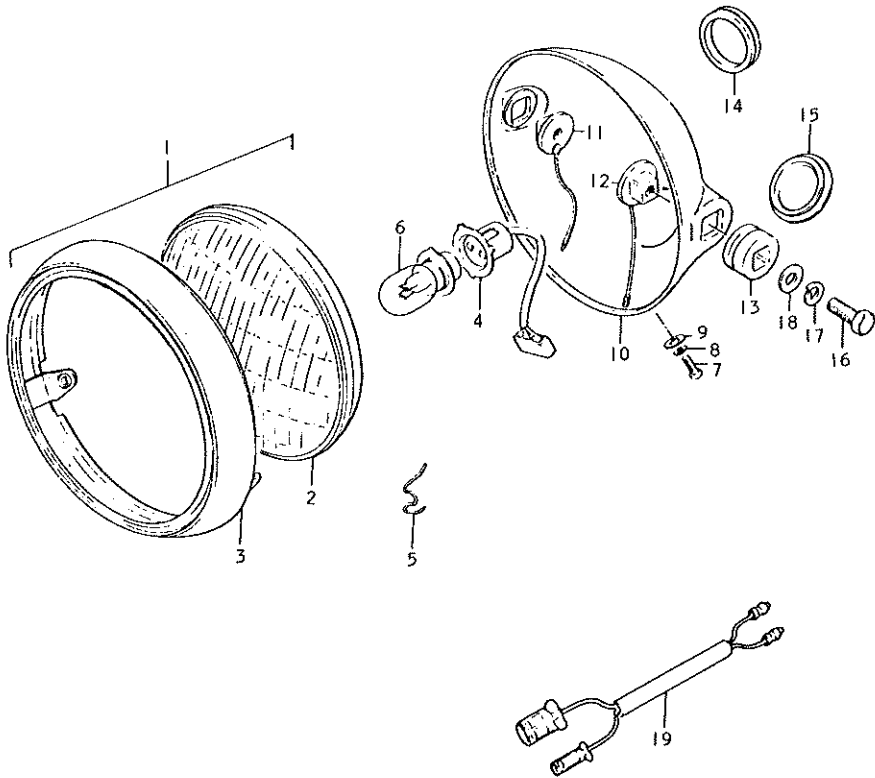


FIG. 21 HEADLAMP

Ref.No.	Part No.	Description	Q'ty						Remarks
			R	J	K	L	M	A	
14	51845-31030	GROMMET	-	-	1	2	-	-	
15	09250-40001	CAP, headlamp housing	-	-	1	-	-	-	
16-1	01122-08258	BOLT	-	-	2	-	-	-	
16-2	01221-08257	BOLT	-	-	-	2	-	-	
17	08321-21088	LOCK WASHER	-	-	2	2	-	-	
18	08322-11088	WASHER	-	-	2	2	-	-	
19	36852-15670	LEAD WIRE, headlamp	-	-	1	1	-	-	

FIG. 22 HEADLAMP

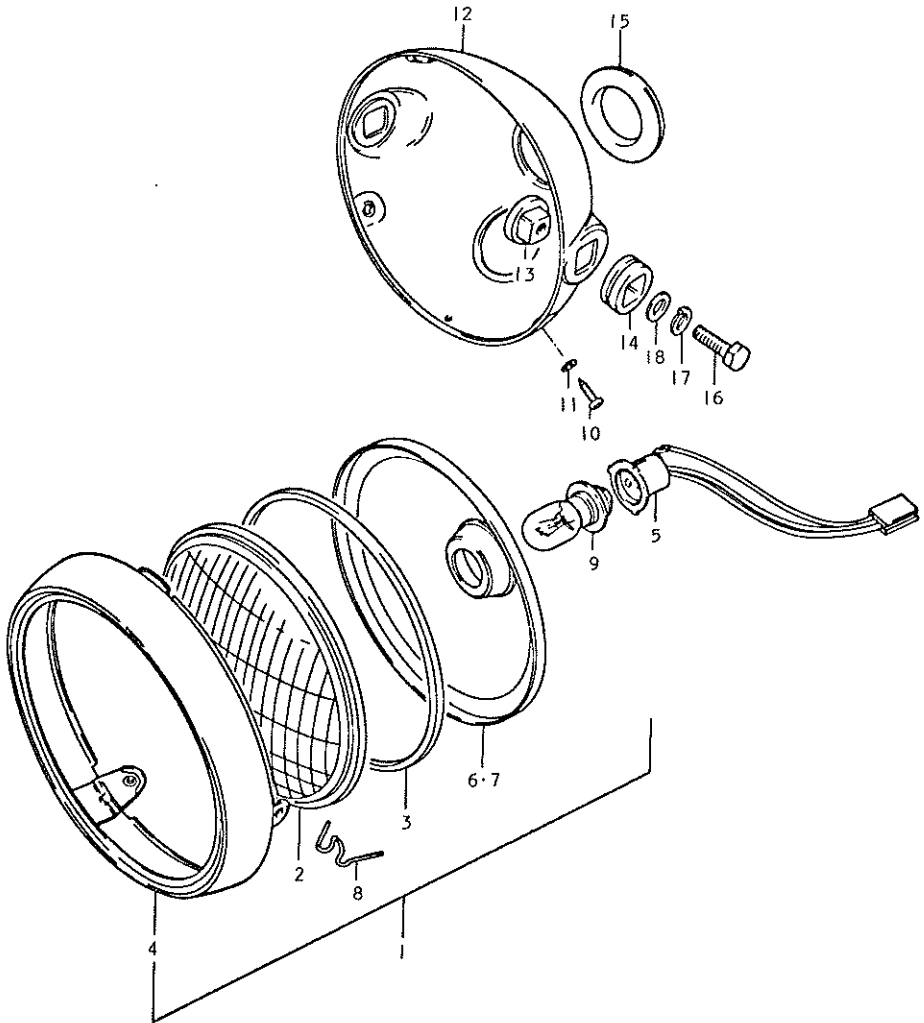


FIG.22 HEADLAMP

Ref.No.	Part No.	Description	Q'ty						Remarks
			R	J	K	L	M	A	
1-1	35100-25322-999	HEADLAMP ASSY	-	-	-	-	1	-	
1-2	35100-25323-999	HEADLAMP ASSY	-	-	-	-	-	1	
2	35124-27222	•LENS	-	-	-	-	1	1	
3	35125-27222	•GASKET	-	-	-	-	1	1	
4	35111-27221	•RIM	-	-	-	-	1	1	
5-1	35171-25320	•SOCKET	-	-	-	-	1	-	
5-2	35171-27320	•SOCKET	-	-	-	-	-	1	
6	35123-25322	•REFLECTOR	-	-	-	-	1	-	
7	35123-25323	•REFLECTOR	-	-	-	-	-	1	
8	35128-27221	•SPRING	-	-	-	-	3	3	
9-1	09471-06015	•BULB	-	-	-	-	1	- 6V, 25/25W	
9-2	09471-06029	•BULB	-	-	-	-	-	1	
10	02211-04128	SCREW	-	-	-	-	2	2	
11	08321-21048	LOCK WASHER	-	-	-	-	2	2	
12-1	51810-26000-126	HOUSING, headlamp	-	-	-	-	1	-	
12-2	51810-26001-291	HOUSING, headlamp	-	-	-	-	-	1	
13-1	51821-29001	SPACER, headlamp RH	-	-	-	-	2	- Note 1	
13-2	51821-29002	SPACER, headlamp RH	-	-	-	-	-	2	
14	51827-29001	CUSHION, headlamp housing	-	-	-	-	2	2 Note 2	

**Note 1** When replacing the headlamp housing spacer, install together with listed below.

51821-29001.....SPACER, headlamp housing RH.....1pc  
 (or 51822-29001.....SPACER, headlamp housing LH.....1pc)  
 51827-29001.....CUSHION, headlamp housing.....1pc

**Note 2** When replacing the headlamp housing cushion, install together with listed below.

51827-29001.....CUSHION, headlamp housing.....1pc  
 51821-29001.....SPACER, headlamp housing RH.....1pc  
 (or 51822-29001.....SPACER, headlamp housing LH.....1pc)

FIG. 22 HEADLAMP

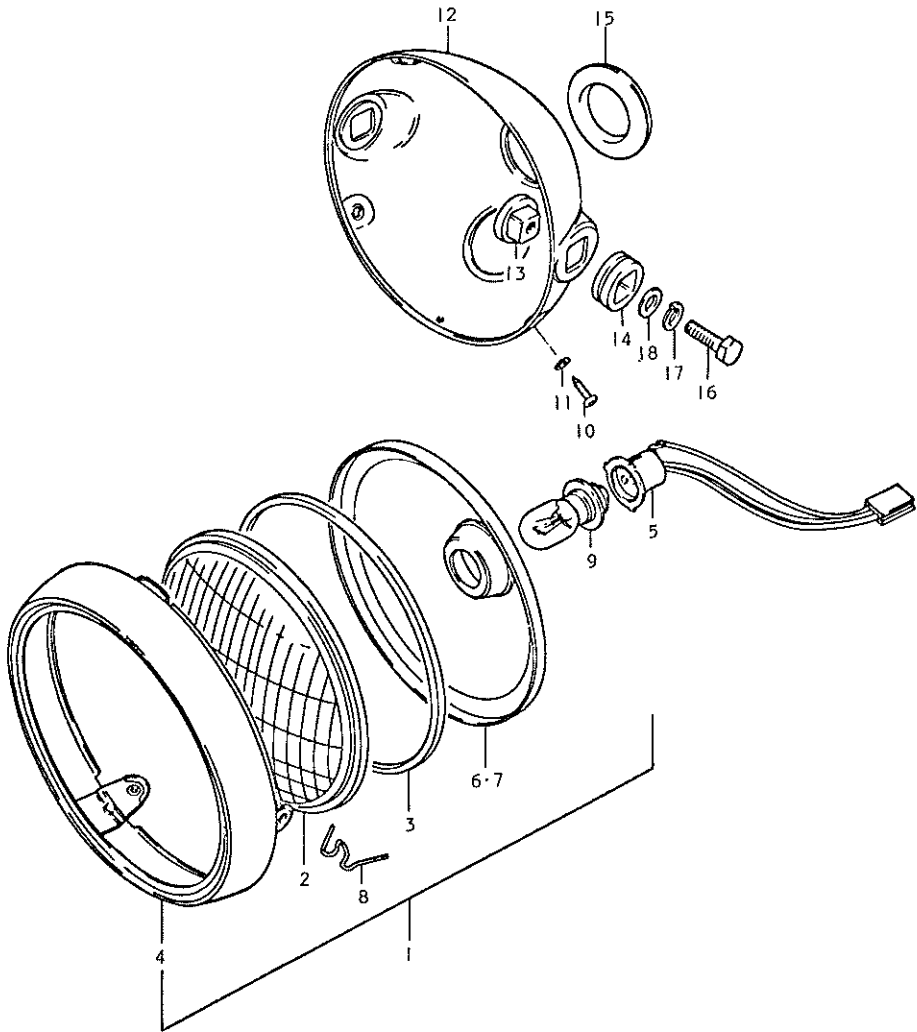


FIG.22 HEADLAMP

Ref.No.	Part No.	Description	Q'ty					Remarks
			R	J	K	L	M	
15	51845-31030	GROMMET	-	-	-	-	1	2
16	01221-08257	BOLT	-	-	-	-	2	2
17	08321-21088	LOCK WASHER	-	-	-	-	2	2
18	08322-11088	WASHER	-	-	-	-	2	2

FIG.23 TURN SIGNAL LAMP

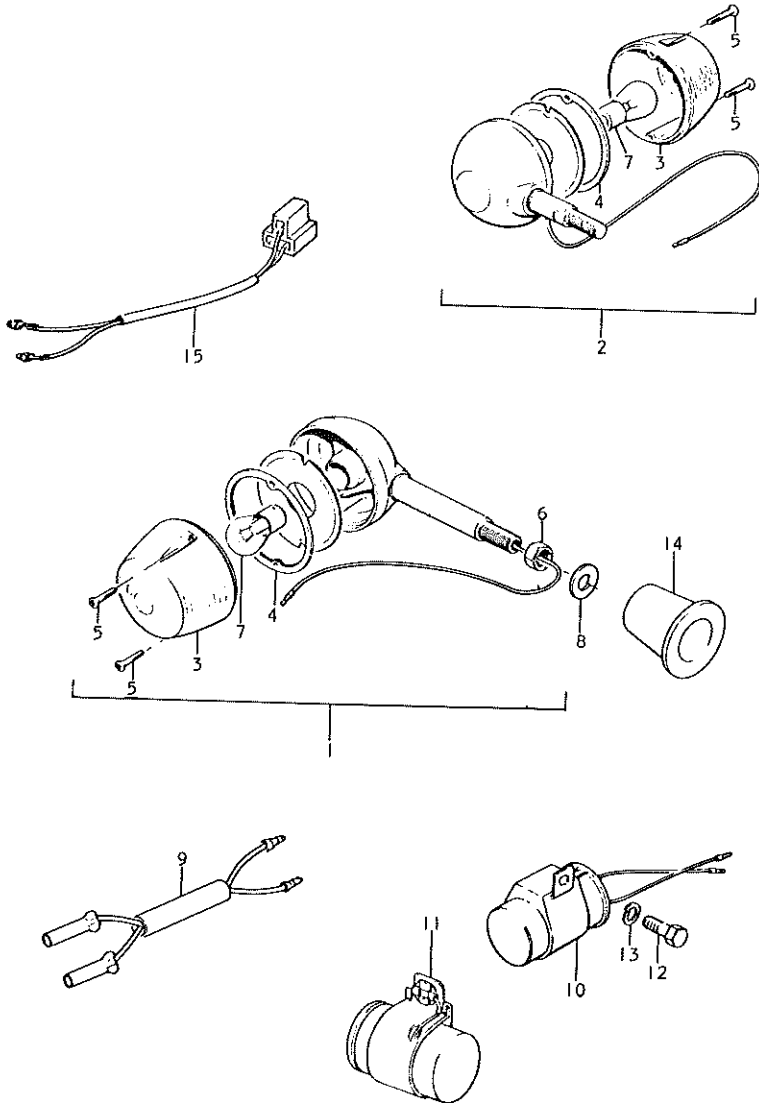




FIG.23 TURN SIGNAL LAMP

Ref.No.	Part No.	Description	Q'ty						Remarks
			R	J	K	L	M	A	
1-1	35601-28011	LAMP ASSY, turn signal front	2	2	-	-	-	-	
1-2	35601-27210	LAMP ASSY, turn signal front	-	-	2	2	2	-	
2-1	35603-28010	LAMP ASSY, turn signal rear	2	2	-	-	-	-	
2-2	35603-28110	LAMP ASSY, turn signal rear	-	-	2	-	-	-	
2-3	35603-28011	LAMP ASSY, turn signal rear	-	-	-	2	2	-	
3	35612-20010	·LENS	4	4	4	4	4	-	
4	35613-06111	·GASKET	4	4	4	4	4	-	
5	35623-06110	·SCREW	8	8	8	8	8	-	
6	08312-31108	·NUT	2	2	2	-	4	-	
7	09471-06021	BULB	4	4	4	4	4	-	6V, 8W
8-1	09160-10037	WASHER	2	2	-	-	-	-	10.5x22x2.3
8-2	08322-21108	WASHER	-	-	2	2	2	-	
9	36853-26000	LEAD WIRE, front turn signal	-	-	1	-	-	-	
10-1	38610-27110	RELAY ASSY, turn signal	1	1	1	-	-	-	
10-2	38610-28610	RELAY ASSY, turn signal	-	-	-	1	-	-	
11	38610-25310	RELAY ASSY, turn signal	-	-	-	-	1	-	
12-1	01112-06128	BOLT	1	1	1	1	-	-	
12-2	01112-06168	BOLT	-	-	-	-	1	-	
13	08321-21068	LOCK WASHER	1	1	1	1	1	-	
14	35698-28000	COVER, turn signal lamp boss	-	-	2	2	2	-	
15	36852-28400	LEAD WIRE, turn signal relay	-	-	-	-	1	-	

FIG.24 TURN SIGNAL LAMP

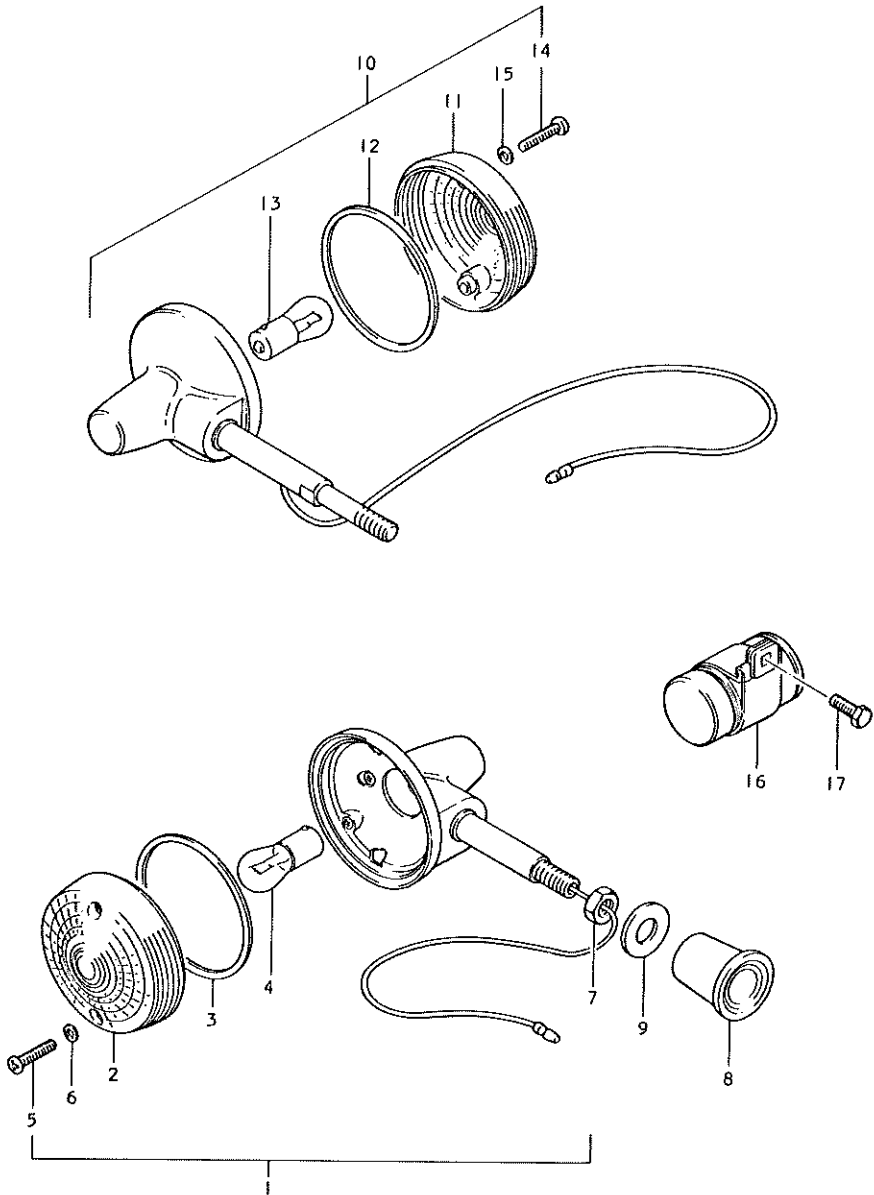


FIG.24 TURN SIGNAL LAMP

Ref.No.	Part No.	Description	Q'ty						Remarks
			R	J	K	L	M	A	
1	35601-28420	LAMP ASSY, front turn signal	-	-	-	-	-	2	
2	35612-28620	•LENS	-	-	-	-	-	2	
3	35613-28620	•GASKET	-	-	-	-	-	2	
4	09471-06021	•BULB	-	-	-	-	-	2	6V, 8W
5	02111-04258	•SCREW	-	-	-	-	-	4	
6	35627-43010	•GASKET	-	-	-	-	-	4	
7	08312-31108	•NUT	-	-	-	-	-	2	
8	35698-28000	COVER	-	-	-	-	-	2	
9	08322-21108	WASHER	-	-	-	-	-	2	
10	35603-28420	LAMP ASSY, rear turn signal	-	-	-	-	-	2	
11	35612-28620	•LENS	-	-	-	-	-	2	
12	35613-28620	•GASKET	-	-	-	-	-	2	
13	09471-06021	•BULB	-	-	-	-	-	2	6V, 8W
14	02111-04258	•SCREW	-	-	-	-	-	4	
15	35627-43010	•GASKET	-	-	-	-	-	4	
16	38610-25310	RELAY, turn signal	-	-	-	-	-	1	
17	01112-06168	BOLT	-	-	-	-	-	1	

FIG.25 REAR COMBINATION LAMP

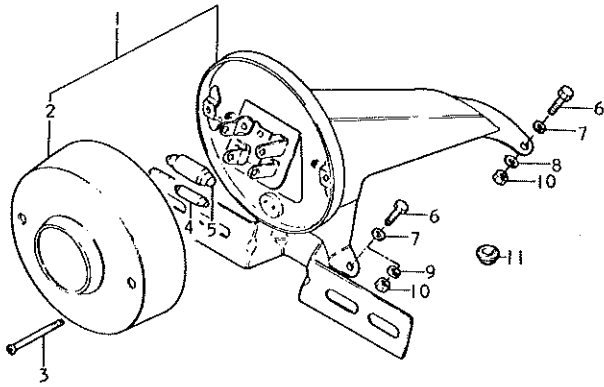


FIG.25 REAR COMBINATION LAMP

Ref.No.	Part No.	Description	Q'ty						Remarks
			R	J	K	L	M	A	
1	35710-28010	LAMP ASSY, rear combination	1	-	-	-	-	-	
2	35712-20010	·LENS	1	-	-	-	-	-	
3	02131-03358	·SCREW	2	-	-	-	-	-	
4	09471-06020	·BULB, tail lamp	1	-	-	-	-	-	6V, 3W
5	09471-06007	·BULB, brake lamp	1	-	-	-	-	-	6V, 10W
6	09100-06039	BOLT	4	-	-	-	-	-	
7	08322-21068	WASHER	4	-	-	-	-	-	
8	08323-21068	LOCK WASHER	2	-	-	-	-	-	
9	08321-21068	LOCK WASHER	2	-	-	-	-	-	
10	08311-11068	NUT	4	-	-	-	-	-	
11	09308-07002	GROMMET	2	-	-	-	-	-	

FIG. 26 REAR COMBINATION LAMP

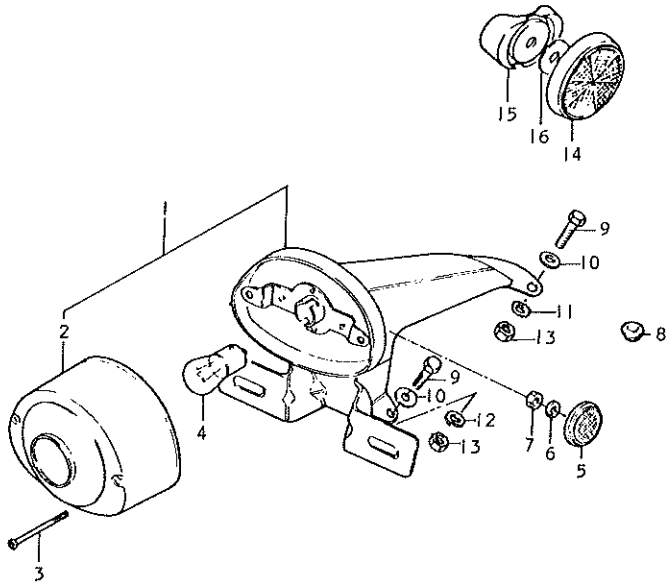


FIG.26 REAR COMBINATION LAMP

Ref.No.	Part No.	Description	Q'ty						Remarks
			R	J	K	L	M	A	
1	35710-28011	LAMP ASSY, rear combination	-	1	-	-	-	-	
2	35712-22510	•LENS	-	1	-	-	-	-	
3	02111-04558	•SCREW	-	2	-	-	-	-	
4	09471-06008	•BULB	-	1	-	-	-	-	6V, 10/3W
5	35950-19120	REFLEX REFLECTOR	-	2	-	-	-	-	
6	08321-21058	LOCK WASHER	-	2	-	-	-	-	
7	08311-11058	NUT	-	2	-	-	-	-	
8	09308-07002	GROMMET	-	2	-	-	-	-	
9	09100-06039	BOLT	-	4	-	-	-	-	
10	08322-21068	WASHER	-	4	-	-	-	-	
11	08323-11068	LOCK WASHER	-	2	-	-	-	-	
12	08321-21068	LOCK WASHER	-	2	-	-	-	-	
13	08311-11068	NUT	-	4	-	-	-	-	
14	35950-19120	REFLEX REFLECTOR, front	-	2	-	-	-	-	
15	35995-29000	SPACER, front reflector	-	2	-	-	-	-	
16	09160-06020	WASHER, front reflector	-	2	-	-	-	-	

FIG.27 REAR COMBINATION LAMP

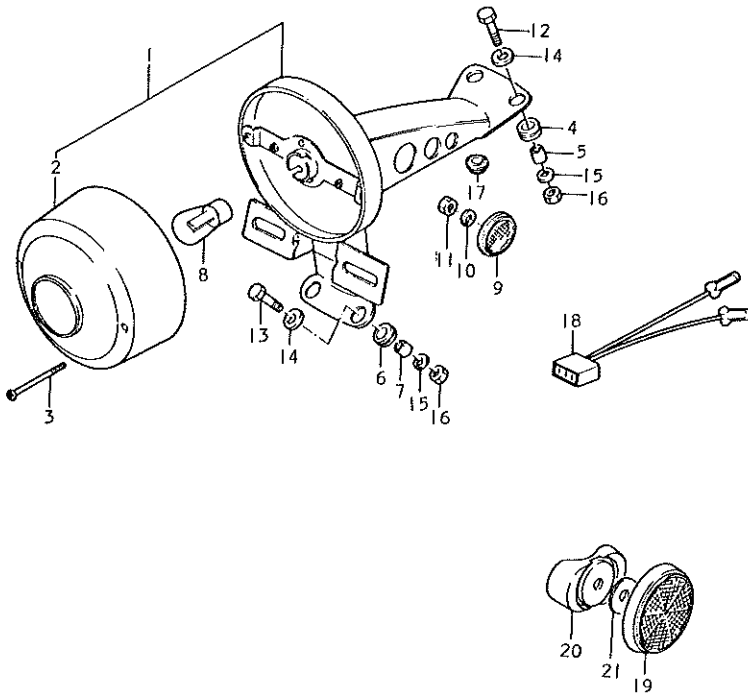




FIG.27 REAR COMBINATION LAMP

Ref.No.	Part No.	Description	Q'ty						Remarks
			R	J	K	L	M	A	
1	35710-28111	LAMP ASSY, rear combination	-	-	1	-	-	-	
2	35712-27310	·LENS	-	-	1	-	-	-	
3	02111-04508	·SCREW	-	-	2	-	-	-	
4	35765-15010	·CUSHION, upper	-	-	2	-	-	-	
5	35766-15010	·SPACER, upper cushion	-	-	2	-	-	-	
6	35765-22210	·CUSHION, lower	-	-	2	-	-	-	
7	35766-22210	·SPACER, lower cushion	-	-	2	-	-	-	
8	09471-06008	·BULB	-	-	1	-	-	-	6V, 10/3W
9	35950-19120	REFLEX REFLECTOR	-	-	2	-	-	-	
10	08321-21058	LOCK WASHER	-	-	2	-	-	-	
11	08311-11058	NUT	-	-	2	-	-	-	
12	01112-06258	BOLT	-	-	2	-	-	-	
13	01112-06208	BOLT	-	-	2	-	-	-	
14	09160-06020	WASHER	-	-	4	-	-	-	
15	08321-21068	LOCK WASHER	-	-	4	-	-	-	
16	08311-11068	NUT	-	-	4	-	-	-	
17	09308-07005	GROMMET	-	-	2	-	-	-	
18	36853-26000	LEAD WIRE, combination lamp	-	-	1	-	-	-	
19	35950-19120	REFLEX REFLECTOR, front	-	-	2	-	-	-	
20	35995-29000	SPACER, front reflector	-	-	2	-	-	-	
21	09160-06020	WASHER, front reflector	-	-	2	-	-	-	6.5x20x1.6

FIG.28 REAR COMBINATION LAMP

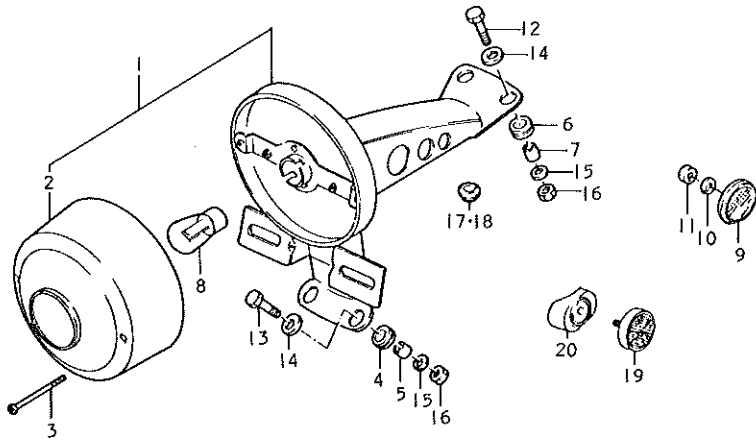


FIG.28 REAR COMBINATION LAMP

Ref.No.	Part No.	Description	Q'ty						Remarks
			R	J	K	L	M	A	
1	35710-25602	LAMP ASSY, rear combination	-	-	-	1	1	1	
2	35712-27310	•LENS	-	-	-	1	1	1	
3	02111-04508	•SCREW	-	-	-	2	2	2	
4	35765-15010	•CUSHION, lower	-	-	-	2	2	2	
5	35766-15010	•SPACER, lower	-	-	-	2	2	2	
6	35765-22210	•CUSHION, upper	-	-	-	2	2	2	
7	35766-22210	•SPACER, upper	-	-	-	2	2	2	
8	09471-06008	•BULB	-	-	-	1	1	1	6V, 10/3W
9	35950-19120	REFLEX REFLECTOR	-	-	-	2	2	2	
10	08321-21058	LOCK WASHER	-	-	-	2	2	-	
11	08311-11058	NUT	-	-	-	2	2	2	
12-1	01112-06258	BOLT	-	-	-	2	2	-	
12-2	01112-06168	BOLT	-	-	-	-	-	2	
13	01112-06208	BOLT	-	-	-	2	2	2	
14-1	09160-06020	WASHER	-	-	-	4	4	-	
14-2	09160-06027	WASHER	-	-	-	-	-	4	
15	08321-21068	LOCK WASHER	-	-	-	4	4	-	
16	08311-11068	NUT	-	-	-	4	4	4	
17	09308-07002	GROMMET	-	-	-	1	1	1	
18	09308-07005	GROMMET	-	-	-	1	1	1	
19	35950-19120	REFLEX REFLECTOE	-	-	-	2	2	2	
20	35995-29000	SPACER, front reflector	-	-	-	2	2	2	

FIG.29 WIRING HARNESS

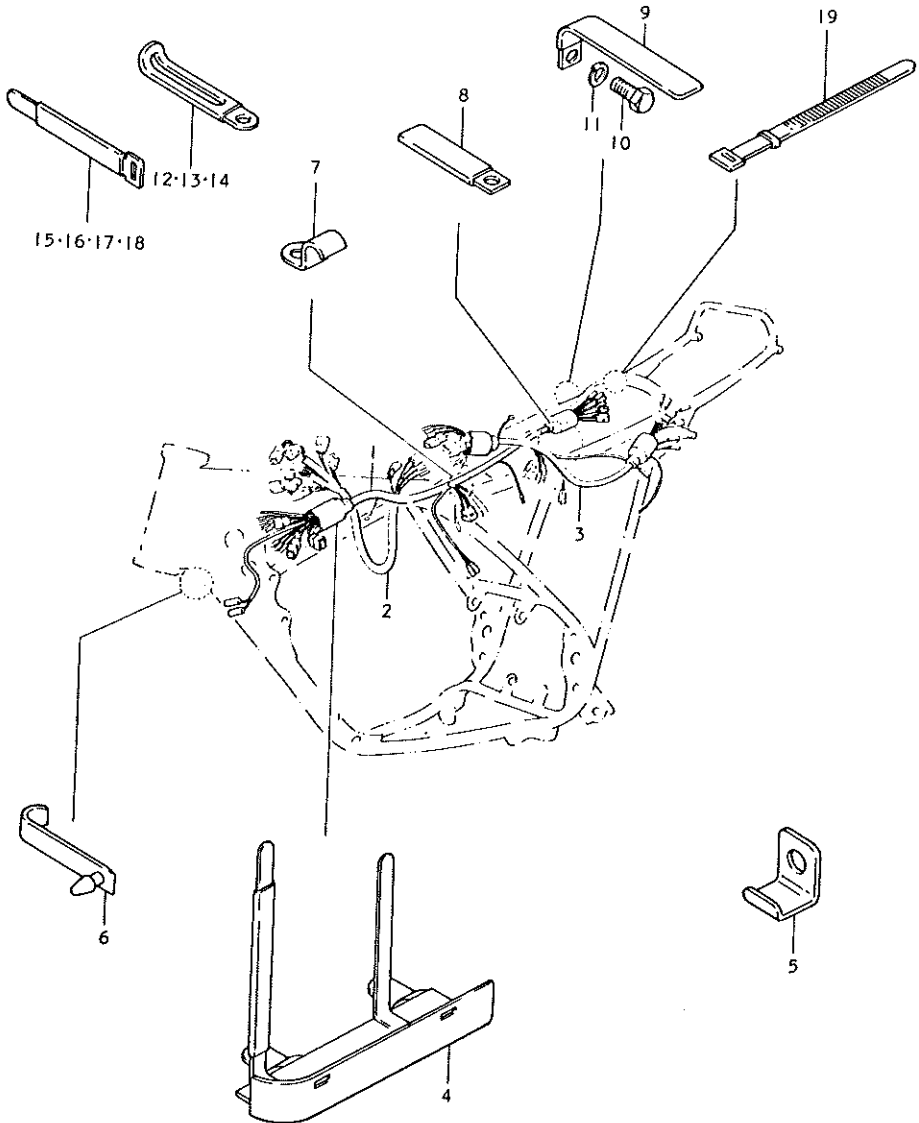


FIG.29 WIRING HARNESS

Ref.No.	Part No.	Description	Q'ty					Remarks	
			R	J	K	L	M		A
1	36610-28000	WIRING HARNESS	1	1	1	-	-	-	
2-1	36610-25301	WIRING HARNESS No.1	-	-	-	1	-	-	to 36610-25302
2-2	36610-25302	WIRING HARNESS No.1	-	-	-	-	1	-	
2-3	36610-25304	WIRING HARNESS No.1	-	-	-	-	-	1	to 36610-25305
3-1	36620-28500	WIRING HARNESS No.2	-	-	-	1	-	-	to 36620-28501
3-2	36620-28501	WIRING HARNESS No.2	-	-	-	-	1	-	
3-3	36620-28503	WIRING HARNESS No.2	-	-	-	-	-	1	
4	36670-28000	BOX, harness conector	1	1	-	-	-	-	
5	36652-28000	STAY, harness clamp	1	1	1	-	-	-	
6	33881-18400	BAND, wiring harness	2	2	2	-	-	-	
7-1	09403-10305	CLAMP, harness	1	1	1	1	-	-	to 09403-12304
7-2	09403-12304	CLAMP, harness	-	-	-	-	1	1	
8	09403-00069	CLAMP, harness	1	1	1	-	-	-	L:60
9	09403-00058	CLAMP, boot	1	1	1	-	-	-	L:100
10	01112-06128	BOLT	1	1	1	-	-	-	
11	08321-21068	LOCK WASHER	1	1	1	-	-	-	
12	09404-06402	CLAMP, harness	-	-	-	1	1	1	L:45
13	09404-06404	CLAMP, harness boot	-	-	-	-	1	-	L:65
14	09404-06405	CLAMP, harness boot	-	-	-	-	-	1	
15	09407-09301	CLAMP, harness	2	2	2	-	-	-	L:90
16	09407-11302	CLAMP, harness	-	-	-	2	2	2	L:110
17	09407-21301	CLAMP, harness	-	-	1	-	-	-	L:210
18	09407-25301	CLAMP, harness	-	-	-	2	1	1	L:250
19	09407-12402	CLAMP, harness	2	2	2	3	1	1	

FIG. 30 ELECTRICAL

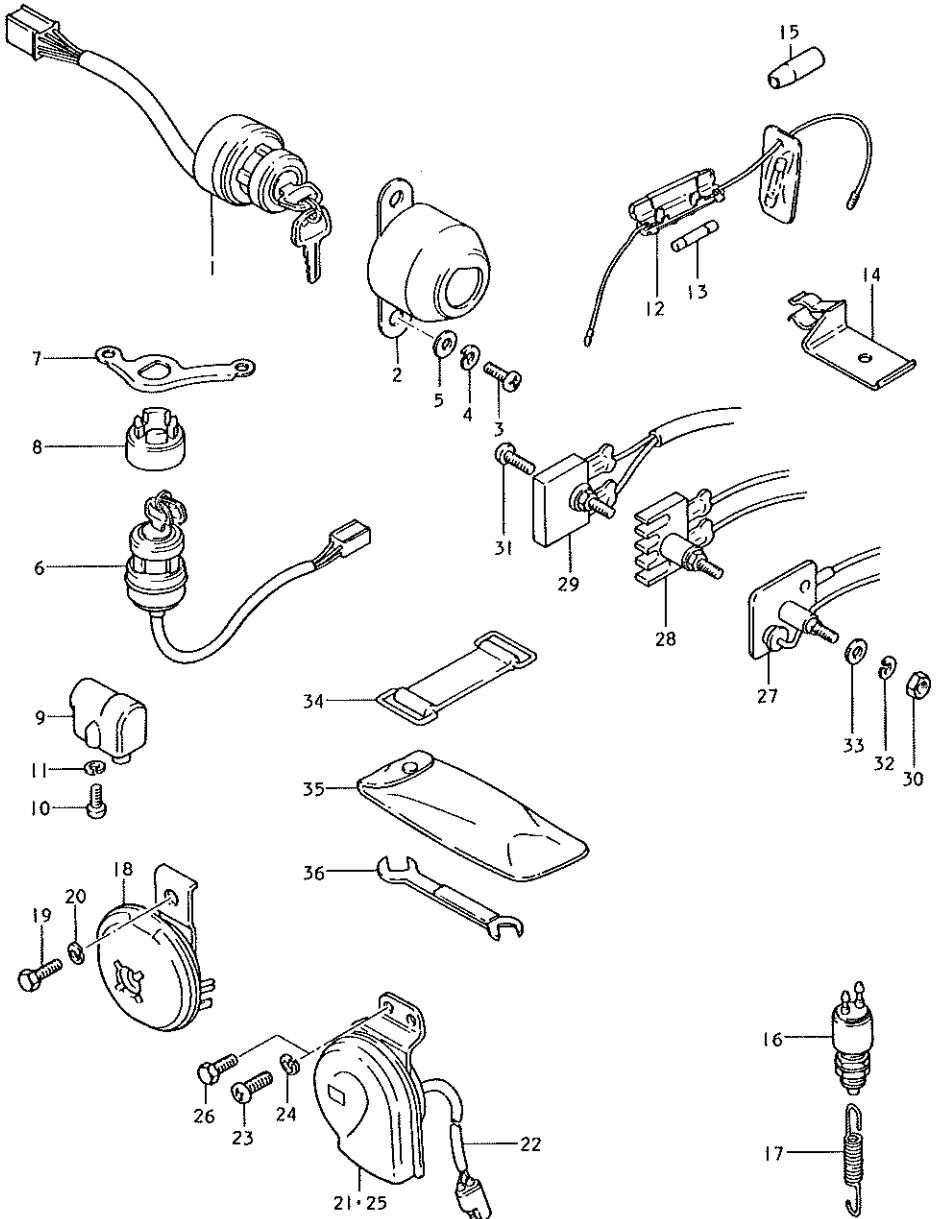


FIG.30 ELECTRICAL

Ref.No.	Part No.	Description	Q'ty						Remarks
			R	J	K	L	M	A	
1	37110-28011	SWITCH ASSY, ignition	1	1	1	-	-	-	
2	37115-30000	BRACKET, ignition	1	1	1	-	-	-	
3	02112-06128	SCREW	2	2	2	-	-	-	
4	08321-21068	LOCK WASHER	2	2	2	-	-	-	
5	08322-21068	WASHER	2	2	-	-	-	-	
6-1	37110-25312	SWITCH ASSY, ignition	-	-	-	1	-	-	to 37110-25313
6-2	37110-25313	SWITCH ASSY, ignition	-	-	-	-	1	-	to 37110-25314
6-3	37110-25314	SWITCH ASSY, ignition	-	-	-	-	-	1	
7	37115-36000	BRACKET, ignition switch	-	-	-	1	1	1	
8-1	37128-36000	COVER, ignition switch	-	-	-	1	-	-	to 37128-36001
8-2	37128-36001	COVER, ignition switch	-	-	-	-	1	1	
9	50000-25837	LOCK SET, steering	1	1	1	1	1	1	
10-1	02111-05127	SCREW	2	2	2	2	2	-	
10-2	02112-05128	SCREW	-	-	-	-	-	2	
11	08321-21058	LOCK WASHER	2	2	2	2	2	2	
12	36740-15010	FUSE CASE ASSY	1	1	1	1	1	1	
13	09481-15001	FUSE	1	1	1	1	1	1	15A
14	36791-28400	HOLDER, fuse case	-	-	-	1	1	1	
15	09287-10001	BOOT, fuse lead wire	-	-	-	-	1	1	
16-1	37610-53012	SWITCH ASSY, brake lamp	1	1	1	1	-	-	to 37610-53011
16-2	37610-53011	SWITCH ASSY, brake lamp	-	-	-	-	1	1	
17-1	09443-06020	SPRING, brake lamp switch	1	1	1	1	-	-	to 09443-06012
17-2	09443-06012	SPRING, brake lamp switch	-	-	-	-	1	1	
18	38500-28031	HORN ASSY	1	1	1	-	-	-	
19	01122-08128	BOLT	1	1	1	-	-	-	
20	08321-21088	LOCK WASHER	1	1	1	-	-	-	

FIG. 30 ELECTRICAL

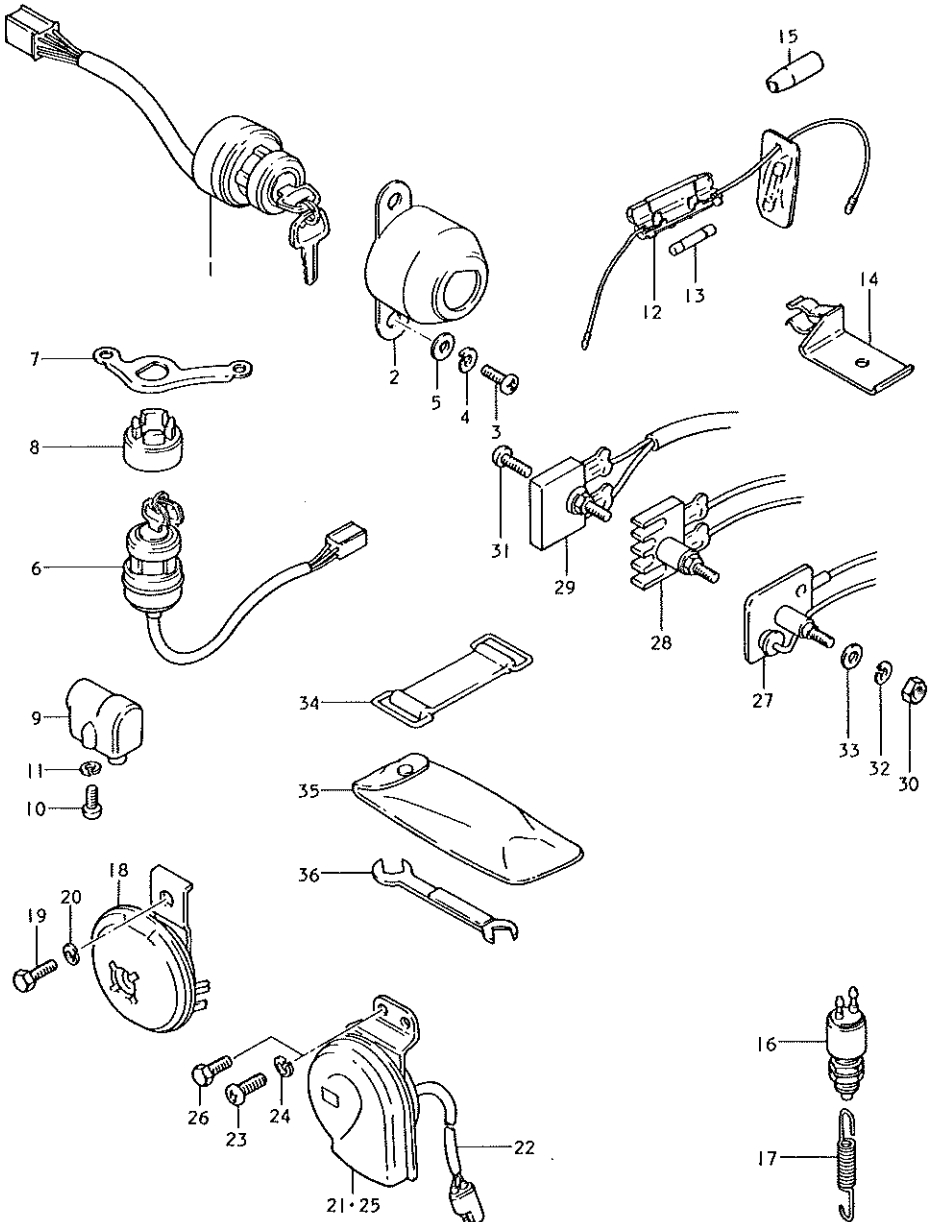




FIG. 30 ELECTRICAL

Ref.No.	Part No.	Description	Q'ty						Remarks
			R	J	K	L	M	A	
21-1	38500-25330	HORN ASSY	-	-	-	1	-	-	to 38500-25331 use with 36870-25030
21-2	38500-25331	HORN ASSY	-	-	-	-	1	-	to 38500-25332
22	36870-25030	LEAD WIRE	-	-	-	-	1	-	
23	02111-06128	SCREW	-	-	-	2	2	-	
24	08321-21068	LOCK WASHER	-	-	-	2	2	-	
25	38500-25332	HORN ASSY	-	-	-	-	-	1	
26	01112-06108	BOLT, horn	-	-	-	-	-	2	
27	32800-16420	RECTIFIER ASSY	1	1	1	-	-	-	to 32800-16421
28	32800-16421	RECTIFIER ASSY	-	-	-	1	-	-	
29	32800-19061	RECTIFIER ASSY	-	-	-	-	1	1	
30	08311-11058	NUT	1	1	1	1	1	1	
31	02112-05208	SCREW	-	-	-	-	-	1	
32	08321-21058	LOCK WASHER	1	1	1	-	-	-	
33	08322-21058	WASHER	1	1	-	-	-	-	
34	09462-00017	BAND, tool	1	1	1	1	1	1	
35	09800-00108	TOOL	1	1	1	1	1	1	
36	09930-20111	WRENCH, contact point	1	1	1	-	-	-	

FIG. 31 BATTERY

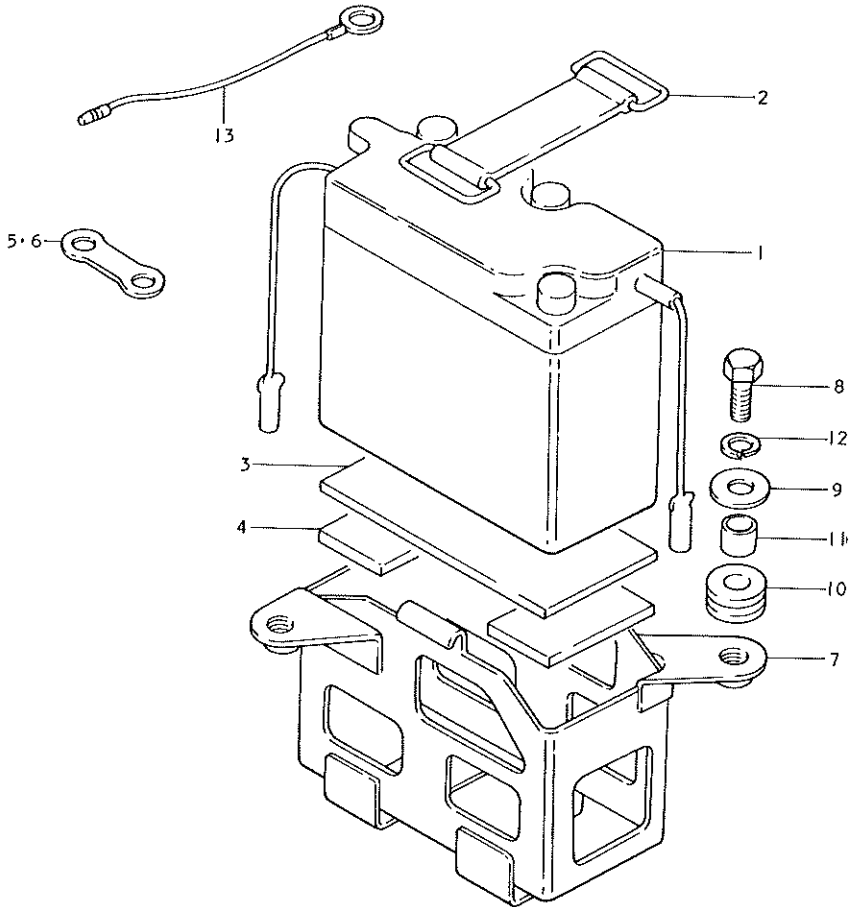


FIG.31 BATTERY

Ref.No.	Part No.	Description	Q'ty						Remarks
			R	J	K	L	M	A	
1	33610-03610	BATTERY ASSY	1	1	1	1	1	1	6V, 4AH
2	09462-00033	BAND, battery	1	1	1	1	1	1	
3	33652-20000	CUSHION, battery	1	1	-	-	-	-	
4	33652-28000	CUSHION, battery	-	-	2	2	2	2	
5	09404-07704	CLAMP	-	-	-	1	1	1	
6	09404-07702	CLAMP	-	-	-	-	-	1	
7	41540-28001	HOLDER, battery	1	1	1	1	1	1	
8	01112-06168	BOLT	2	2	2	2	2	2	
9	09160-06027	WASHER, battery holder	2	2	2	2	2	2	
10	09320-08007	CUSHION, battery holder	2	2	2	2	2	2	
11	09180-07005	SPACER, battery holder	2	2	2	2	2	2	
12	08321-21068	LOCK WASHER	2	2	2	2	2	2	
13	36862-27690	LEAD WIRE, battery (-)	-	-	-	-	1	1	

FIG. 32 FRAME

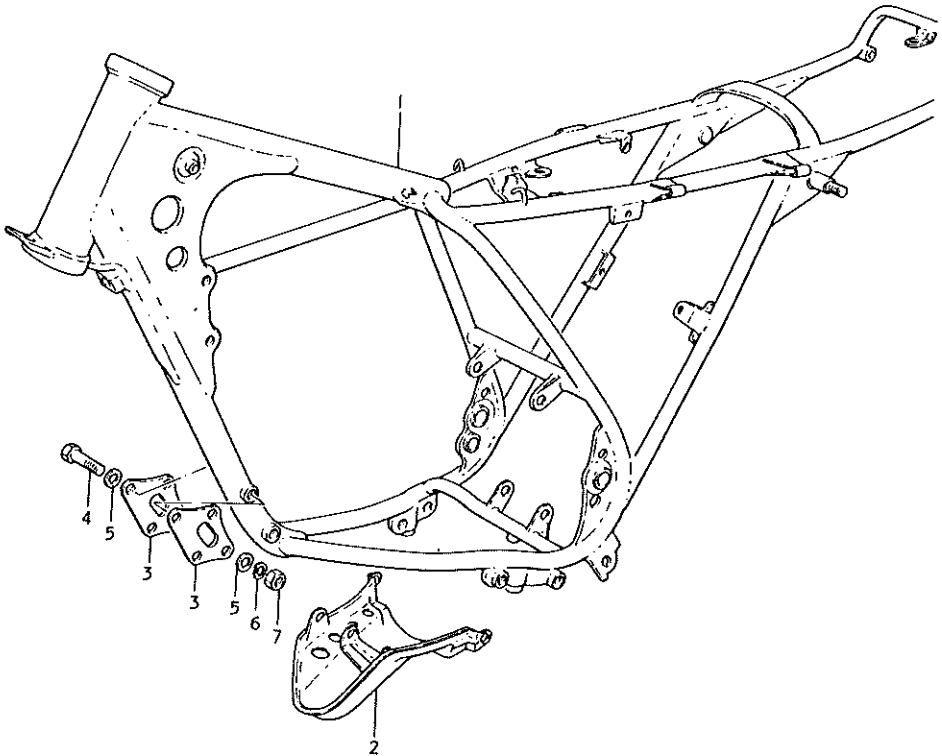


FIG.32 FRAME

Ref.No.	Part No.	Description	Q'ty						Remarks
			R	J	K	L	M	A	
1-1	41100-28001-019	FRAME	1	1	1	-	-	-	to 41100-28700 -019
1-2	41100-28700-019	FRAME	-	-	-	1	1	-	
1-3	41100-28701-019	FRAME	-	-	-	-	-	1	
2	11910-28000	PROTECTOR, engine	1	1	1	1	1	1	
3	41591-28000	PLATE, engine mounting	2	2	2	2	2	2	
4	01112-08708	BOLT	2	2	2	2	2	2	
5	08322-11088	WASHER	4	4	4	4	4	4	
6	08321-21088	LOCK WASHER	2	2	2	2	2	2	
7	08312-11088	NUT	2	2	2	2	2	2	

FIG. 33 BRAKE PEDAL

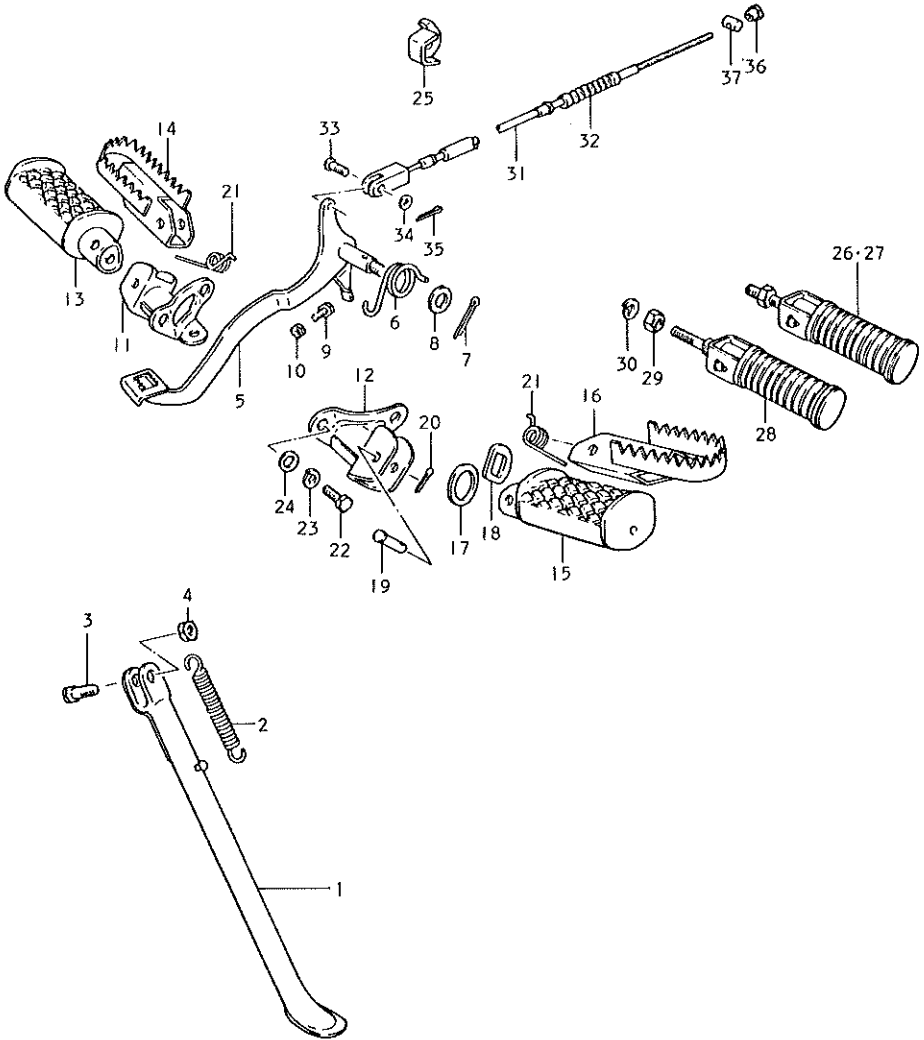


FIG.33 BRAKE PEDAL

Ref.No.	Part No.	Description	Q'ty						Remarks
			R	J	K	L	M	A	
1	42310-28000	STAND, prop	1	1	1	1	1	1	
2	09443-14005	SPRING, prop stand	1	1	1	1	1	1	
3	09100-10067	BOLT, prop stand	1	1	1	1	1	1	
4	08312-31108	NUT	1	1	1	1	1	1	
5	43110-28000	PEDAL, brake	1	1	1	1	1	1	
6	09448-32004	SPRING, brake pedal	1	1	1	1	1	1	
7	04111-30308	COTTER PIN	1	1	1	1	1	1	
8-1	09160-10041	WASHER, brake pedal	1	1	-	-	-	-	
8-2	09160-15002	WASHER, brake pedal	-	-	1	1	1	1	
9	01112-06208	BOLT	1	1	1	1	1	1	
10	08311-31068	NUT	1	1	1	1	1	1	
11-1	43510-28000	HOLDER, front footrest RH	1	1	1	1	1	-	
11-2	43510-28001	HOLDER, front footrest RH	-	-	-	-	-	1	
12-1	43520-28000	HOLDER, front footrest LH	1	1	1	1	1	-	
12-2	43520-28001	HOLDER, front footrest LH	-	-	-	-	-	1	
13-1	43550-25000	FRONT FOOTREST RH	1	1	1	-	-	-	to 43550-25300
13-2	43550-25300	FRONT FOOTREST RH	-	-	-	1	-	-	to 43500-25301
13-3	43550-25301	FRONT FOOTREST RH	-	-	-	-	1	-	
14	43550-25302	FRONT FOOTREST RH	-	-	-	-	-	1	to 43560-25300
15-1	43560-25000	FRONT FOOTREST LH	1	1	1	-	-	-	to 43560-25301
15-2	43560-25300	FRONT FOOTREST LH	-	-	-	1	-	-	
15-3	43560-25301	FRONT FOOTREST LH	-	-	-	-	1	-	
16	43560-25302	FRONT FOOTREST LH	-	-	-	-	-	1	
17	09160-22002	WASHER, front footrest	2	2	2	-	-	-	Circle shaped
18	43581-25300	WASHER, front footrest	-	-	-	2	2	-	Square shaped

FIG. 33 BRAKE PEDAL

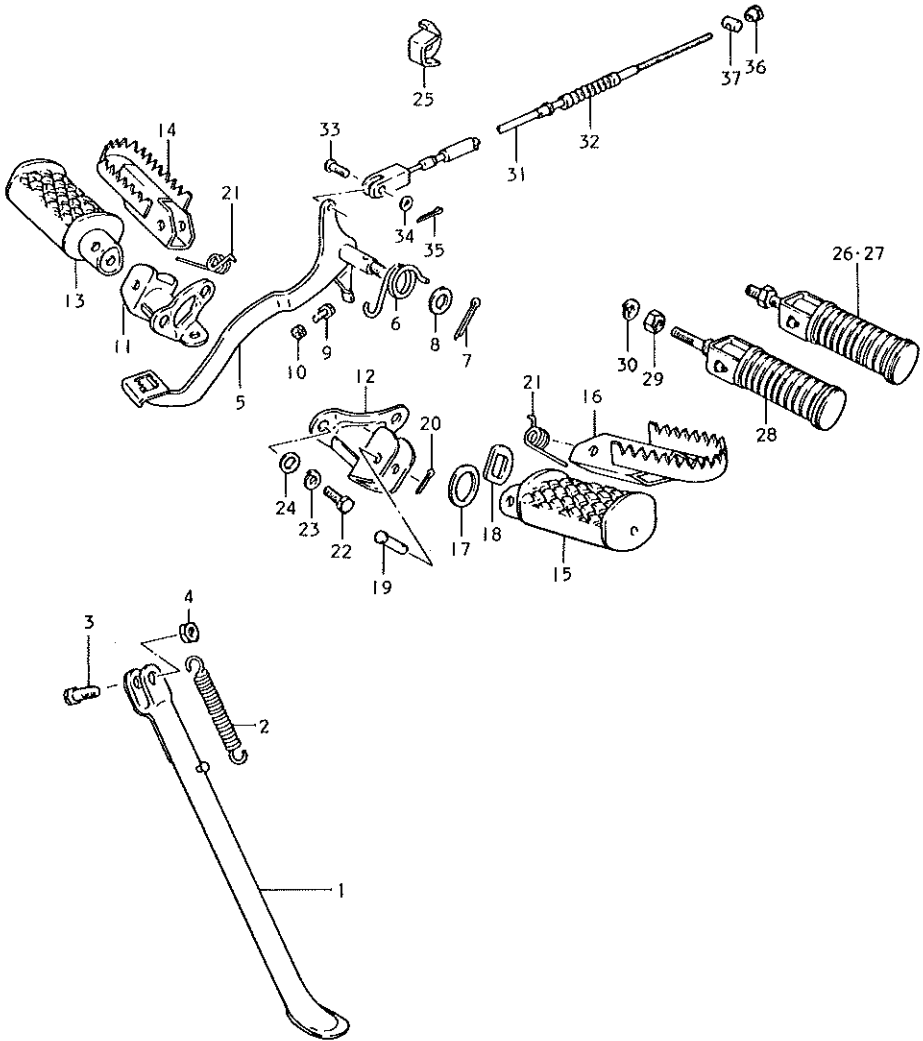




FIG.33 BRAKE PEDAL

Ref.No.	Part No.	Description	Q'ty						Remarks
			R	J	K	L	M	A	
19	09200-08002	PIN, front footrest	2	2	2	2	2	2	
20	04111-20208	COTTER PIN	2	2	2	2	2	2	
21	09448-14012	SPRING	-	-	-	-	-	2	
22	01122-08168	BOLT	6	6	6	6	6	6	
23	08321-21068	LOCK WASHER	6	6	6	6	6	6	
24	08322-11088	WASHER	5	5	5	5	5	5	
25-1	43540-28000	PLATE, lever stop	1	1	1	1	1	-	
25-2	43543-29000	PLATE, lever stop	-	-	-	-	-	1	
26	43600-28000	FOOTREST ASSY, pillion RH	1	1	1	1	1	1	
27	43600-03001	FOOTREST ASSY, pillion LH	1	1	1	1	-	-	
28	43600-36200	FOOTREST ASSY, pillion LH	-	-	-	-	1	1	
29	08312-31128	NUT	-	-	-	-	1	2	
30	08321-21128	LOCK WASHER	-	-	-	-	1	-	
31-1	58510-28300	CABLE, rear brake	1	1	1	1	-	-	to 58510-28000
31-2	58510-28000	CABLE, rear brake	-	-	-	-	1	1	
32	09287-05001	DUST SEAL	1	1	1	1	1	1	
33	09200-05004	PIN, rear brake lever	1	1	1	1	1	1	
34	08322-21068	WASHER	1	1	1	1	1	1	
35	04111-20158	COTTER PIN	2	2	2	2	2	2	
36	09150-06001	NUT, cable adjusting	1	1	1	1	1	1	
37	09209-11002	PIN, cable lever	1	1	1	1	1	1	

FIG. 34 FUEL TANK

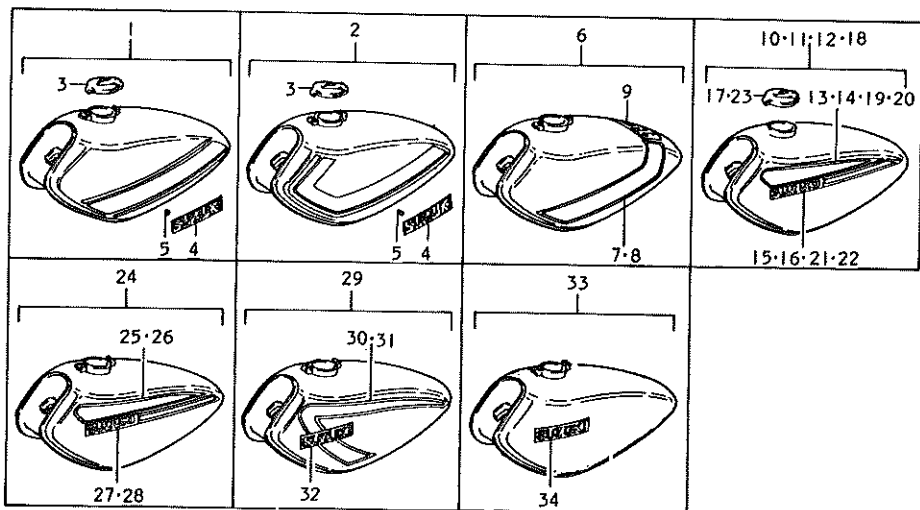
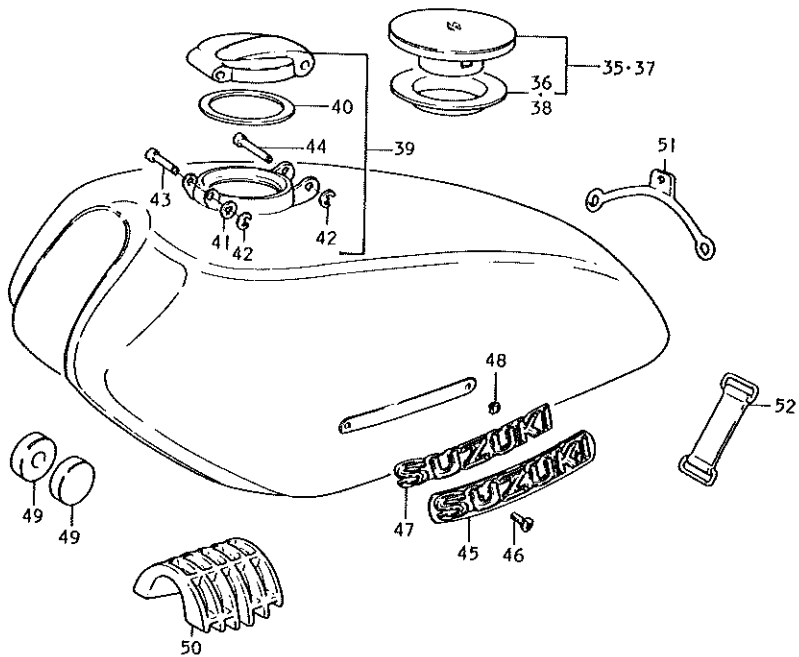


FIG.34 FUEL TANK

Ref.No.	Part No.	Description	Q'ty						Remarks
			R	J	K	L	M	A	
1-1	44110-28000-584	TANK SET, fuel	1	-	-	-	-	-	to 44100-28880 -138
1-2	44110-28000-585	TANK SET, fuel	1	-	-	-	-	-	to 44101-28810 -163
2	44110-28600-544	TANK SET, fuel	-	1	-	-	-	-	to 44100-28880 -184
3	44200-33011	*CAP ASSY, fuel tank	1	1	-	-	-	-	
4	68111-28600	*EMBLEM, fuel tank	2	2	-	-	-	-	
5	09148-04005	*NUT	4	4	-	-	-	-	
6	44110-28824-293	TANK SET, fuel	-	-	1	-	-	-	to 44100-28880 -293
7	68115-28000-002	*TAPE, striping RH	-	-	1	-	-	-	
8	68125-28000-002	*TAPE, striping LH	-	-	1	-	-	-	
9	68118-30000-002	*EMBLEM, fuel tank center	-	-	1	-	-	-	
10	44100-28880-138	TANK SET, fuel	1	-	-	-	-	-	
11	44100-28880-184	TANK SET, fuel	-	1	-	-	-	-	
12	44100-28880-293	TANK SET, fuel	-	-	1	-	-	-	
13	68115-28400-002	*TAPE, striping RH	1	1	1	-	-	-	
14	68125-28400-002	*TAPE, striping LH	1	1	1	-	-	-	
15	68111-28400-742	*EMBLEM, fuel tank RH	1	1	1	-	-	-	
16	68121-28400-742	*EMBLEM, fuel tank LH	1	1	1	-	-	-	
17	44200-33011	*CAP ASSY, fuel tank	1	1	1	-	-	-	
18	44101-28810-163	TANK SET, fuel	1	-	-	-	-	-	
19	68115-28400-719	*TAPE, striping RH	1	-	-	-	-	-	
20	68125-28400-719	*TAPE, striping LH	1	-	-	-	-	-	
21	68111-28400-002	*EMBLEM, fuel tank RH	1	-	-	-	-	-	
22	68121-28400-002	*EMBLEM, fuel tank LH	1	-	-	-	-	-	
23	44200-33011	*CAP ASSY, fuel tank	1	-	-	-	-	-	

FIG. 34 FUEL TANK

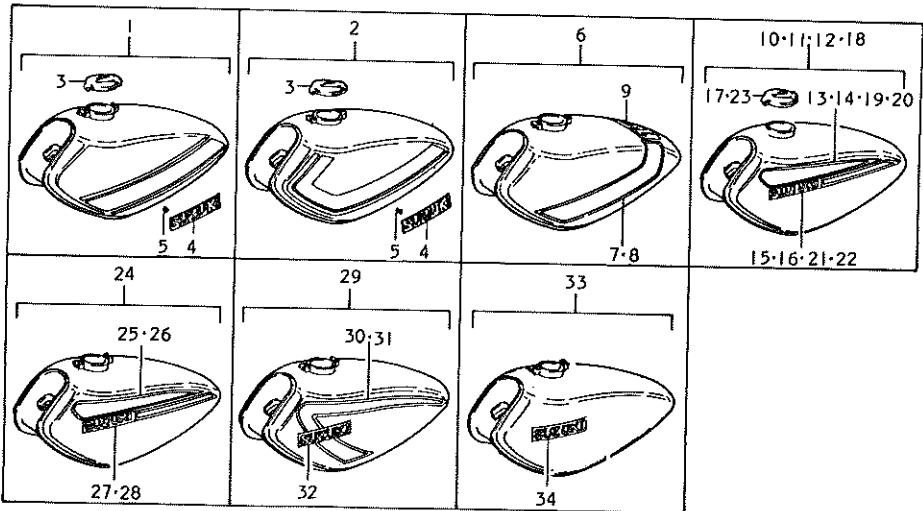
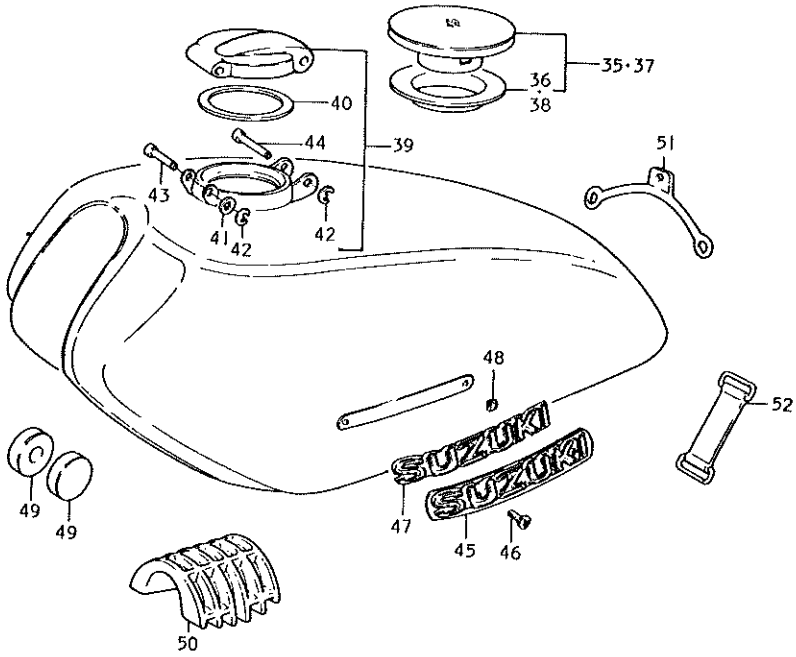


FIG.34 FUEL TANK

Ref.No.	Part No.	Description	Q'ty						Remarks
			R	J	K	L	M	A	
24	44110-28400-279	TANK ASSY, fuel	-	-	-	1	-	-	
25	68115-28400-719	*TAPE, striping RH	-	-	-	1	-	-	
26	68125-28400-719	*TAPE, striping LH	-	-	-	1	-	-	
27	68111-28400-742	*EMBLEM, fuel tank RH	-	-	-	1	-	-	
28	68121-28400-742	*EMBLEM, fuel tank LH	-	-	-	1	-	-	
29	44110-28640-737	TANK ASSY, fuel	-	-	-	-	1	-	
30	68115-28600-993	*TAPE, striping RH	-	-	-	-	1	-	
31	68125-28600-993	*TAPE, striping LH	-	-	-	-	1	-	
32	68111-26610-019	*EMBLEM, fuel tank	-	-	-	-	2	-	
33-1	44110-28671-737	TANK ASSY, fuel	-	-	-	-	1	-	
33-2	44110-28671-00N	TANK ASSY, fuel	-	-	-	-	-	1	
34-1	68111-41001-60K	*EMBLEM, fuel tank	-	-	-	-	2	-	
34-2	68111-41001-538	*EMBLEM, fuel tank	-	-	-	-	-	2	
35	44210-12000	CAP, fuel tank	1	1	-	-	-	-	to 44210-23300 use with 85413-70000
36	44248-12000	*GASKET, fuel tank	1	1	-	-	-	-	
37	44210-23300	CAP, fuel tank	1	1	-	-	-	-	
38	85413-70000	*GASKET, tank cap	1	1	-	-	-	-	
39-1	44200-33010	CAP ASSY, fuel tank	-	-	1	-	-	-	to 44200-33011
39-2	44200-33011	CAP ASSY, fuel tank	-	-	-	1	1	1	
40-1	44248-33010	*GASKET, tank cap	-	-	1	-	-	-	to 44248-33011
40-2	44248-33011	*GASKET, tank cap	-	-	-	1	1	1	
41	44238-33010	*WASHER	-	-	1	1	1	1	
42	09383-02003	*E RING	-	-	2	2	2	2	
43	44239-33010	*PIN, tank cap front	-	-	1	1	1	1	
44	44233-33010	*PIN, tank cap lock	-	-	1	1	1	1	

FIG. 34 FUEL TANK

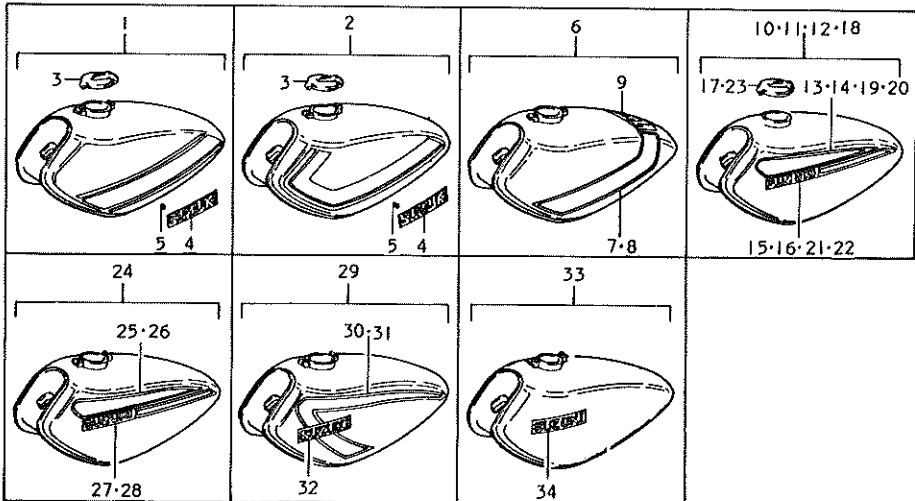
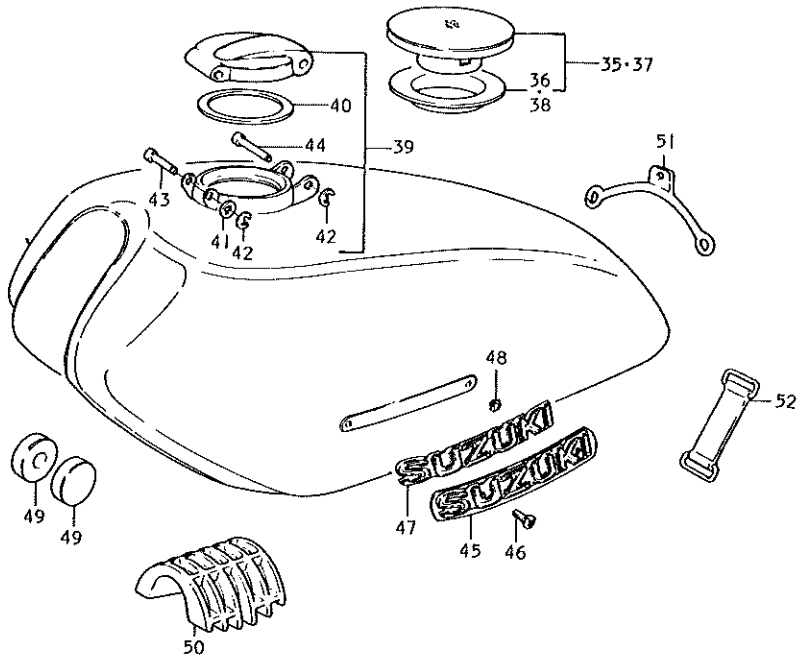


FIG.34 FUEL TANK

Ref.No.	Part No.	Description	Q'ty						Remarks
			R	J	K	L	M	A	
45	68111-18600	EMBLEM, fuel tank	2	2	-	-	-	-	
46	02131-03067	SCREW	4	4	-	-	-	-	
47	68111-28600	EMBLEM, fuel tank	-	-	2	-	-	-	
48	09148-04005	NUT	-	-	4	-	-	-	
49	09329-10007	CUSHION, fuel tank front	2	2	2	2	2	2	
50	44541-28000	CUSHION, fuel tank rear	1	1	1	1	1	1	
51	09462-00042	BAND, fuel tank rear	1	1	1	1	1	1	
52	09462-00007	BAND, fuel tank front	-	1	1	1	1	1	

FIG. 35 FUEL COCK

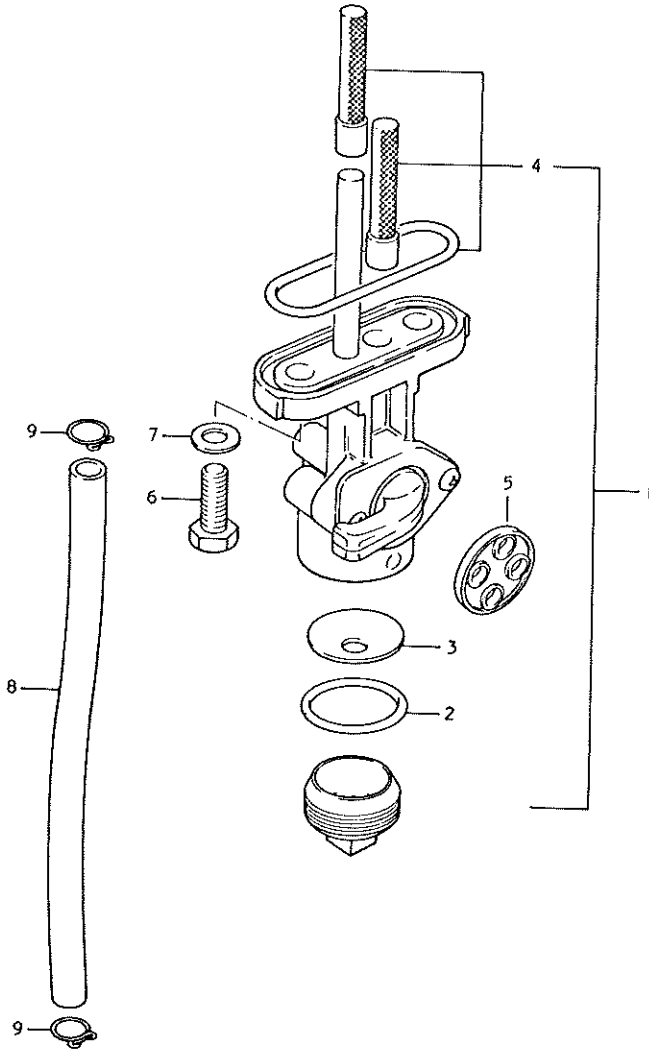




FIG.35 FUEL COCK

Ref.No.	Part No.	Description	Q'ty						Remarks
			R	J	K	L	M	A	
1-1	44300-28070	COCK ASSY, fuel	1	1	1	1	-	-	to 44300-28071
1-2	44300-28071	COCK ASSY, fuel	-	-	-	-	1	1	
2	44346-28070	GASKET, filter	1	1	1	1	1	1	
3	44344-28070	CLEANER	1	1	1	1	1	1	
4	44300-28817	FILTER SET	1	1	1	1	1	1	
5	44341-28070	GASKET, lever	-	-	-	-	1	1	
6-1	09128-06006	BOLT, fuel cock	2	2	-	-	-	-	
6-2	09128-06005	BOLT, fuel cock	-	-	2	2	2	2	
7	09168-06010	GASKET	2	2	2	2	2	2	
8	09343-05018	HOSE, fuel	1	1	1	1	1	1	L:180
9	09401-08401	CLIP, fuel hose	2	2	2	2	2	2	

FIG. 36 SEAT

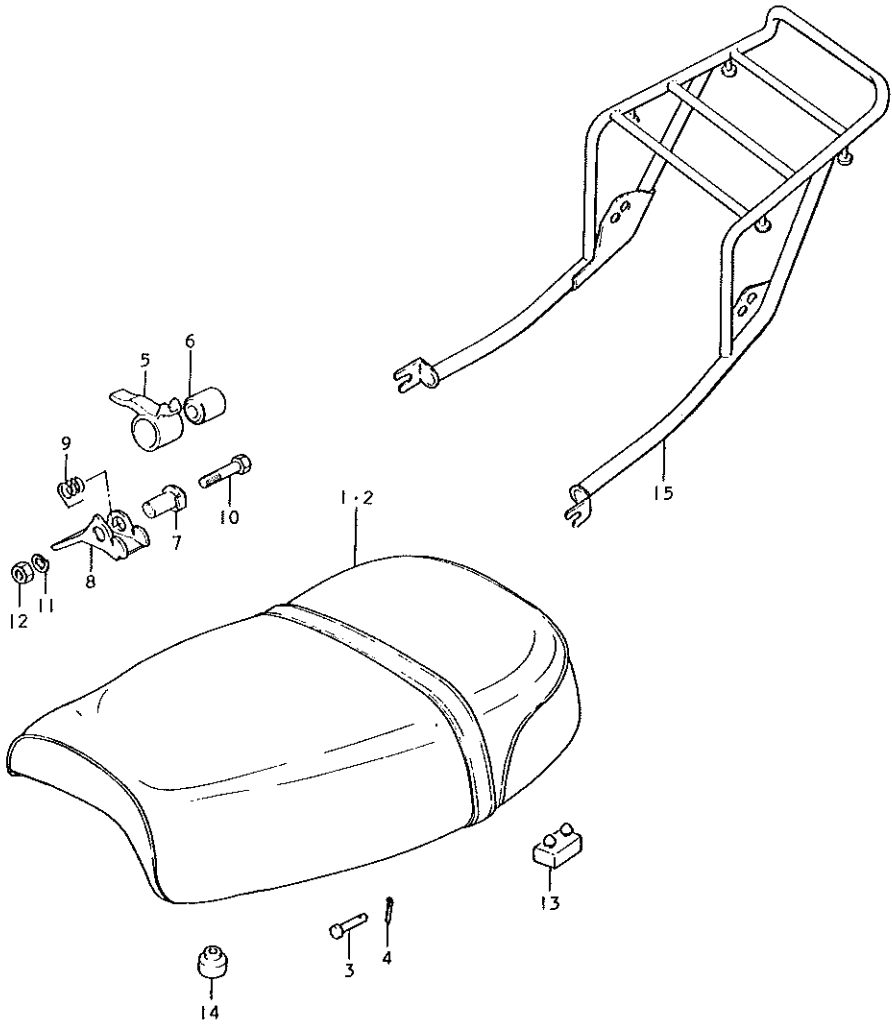


FIG.36 SEAT

Ref.No.	Part No.	Description	Q'ty						Remarks
			R	J	K	L	M	A	
1-1	45100-28400-403	SEAT ASSY	1	1	1	-	-	-	to 45100-28401-403
1-2	45100-28401-403	SEAT ASSY	-	-	-	1	1	-	
2	45100-28402-403	SEAT ASSY	-	-	-	-	-	1	
3	09200-06018	PIN, seat support	2	2	2	2	2	2	
4	04111-20158	COTTER PIN	2	2	2	2	2	2	
5	45210-26000	CLAMP, seat	1	1	-	-	-	-	to 45211-26001
6	09319-08007	BUSHING, seat clamp	1	1	-	-	-	-	
7	45210-26001	BOSS, seat clamp	-	-	-	1	1	1	
8	45211-26001	CLAMP, seat	-	-	1	1	1	1	
9	09448-17007	SPRING, seat clamp	-	-	1	1	1	1	
10-1	01122-08458	BOLT	1	1	1	1	1	-	
10-2	01122-08408	BOLT	-	-	-	-	-	1	
11	08321-21088	LOCK WASHER	1	1	1	1	1	1	
12	08312-11088	NUT	1	1	1	1	1	-	
13	09321-08006	CUSHION, seat	4	4	4	4	4	4	
14	09321-10002	CUSHION, seat	2	2	2	2	2	2	
15	46310-28400	CARRIER	-	-	-	-	1	1	OPT

FIG.37 OIL TANK

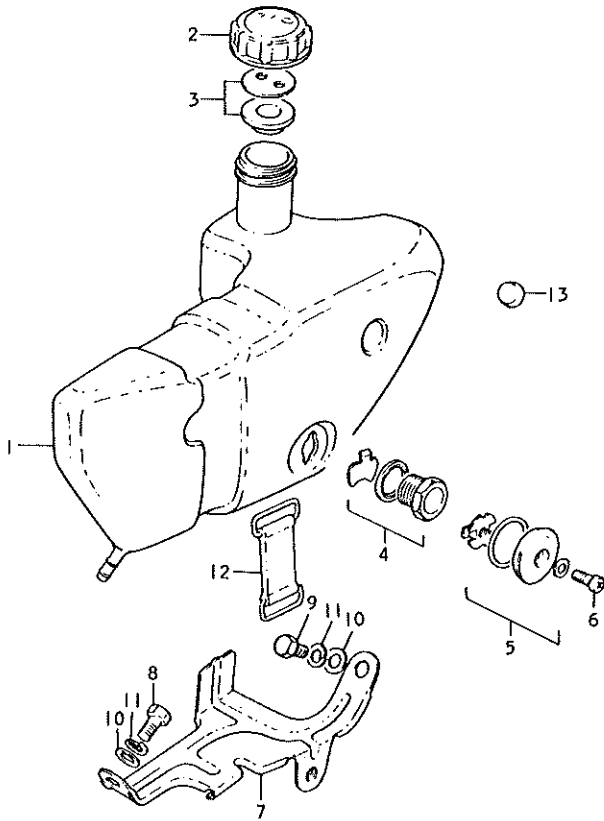


FIG.37 OIL TANK

Ref.No.	Part No.	Description	Q'ty						Remarks
			R	J	K	L	M	A	
1-1	44611-28002	TANK, oil	1	1	1	1	1	-	
1-2	44611-28610	TANK, oil	-	-	-	-	-	1	
2	44651-05000	CAP, oil tank	1	1	1	1	1	1	to 44651-05001
3-1	44660-33808	GASKET SET, oil tank cap	1	1	1	1	1	-	to 44600-35820
3-2	44600-35820	GASKET SET, oil tank cap	-	-	-	-	-	1	
4-1	44640-31807	LENS SET, oil inspection	-	1	1	-	-	-	to 44600-31830
4-2	44600-31830	LENS SET, oil inspection	-	-	-	1	1	1	
5	44640-11844	LENS SET, oil inspection	1	-	-	-	-	-	
6	02112-05168	SCREW	1	1	-	-	-	-	
7-1	44820-28000	HOLDER, oil tank	1	1	1	1	1	-	
7-2	44820-28001	HOLDER, oil tank	-	-	-	-	-	1	
8	01112-06168	BOLT	1	1	1	1	1	1	
9	01112-06108	BOLT	1	1	1	1	1	1	
10	08322-21068	WASHER	2	2	2	2	-	-	
11	08321-21068	LOCK WASHER	2	2	2	2	2	2	
12	09462-00043	BAND, oil tank	1	1	1	1	1	1	
13	09321-06013	CUSHION, oil tank stopper	1	1	1	1	1	1	

FIG.38 FRAME COVER

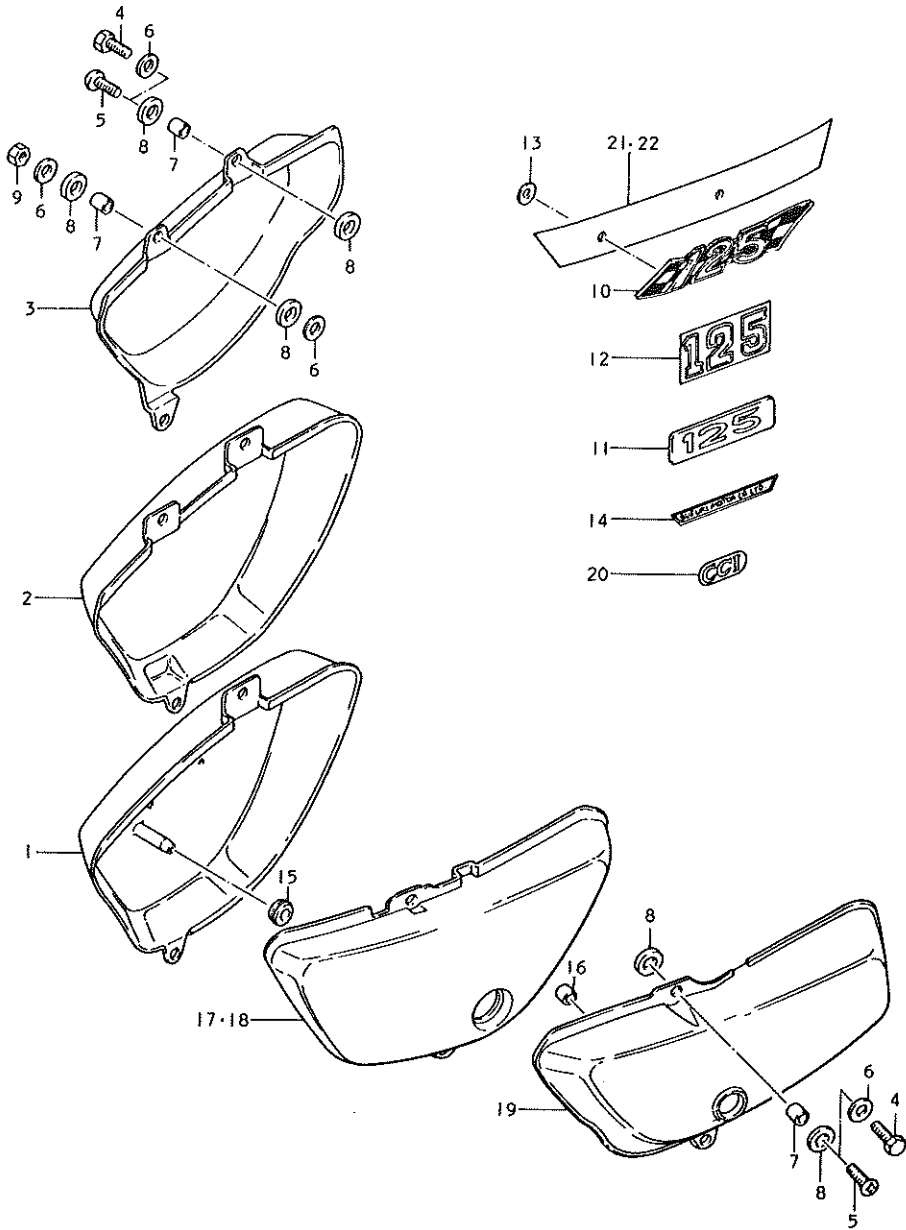


FIG.38 FRAME COVER

Ref.No.	Part No.	Description	Q'ty					Remarks	
			R	J	K	L	M		A
1-1	47111-28000-126	COVER, frame RH	1	-	-	-	-	-	to 47111-28602 -126
1-2	47111-28000-184	COVER, frame RH	-	1	-	-	-	-	to 47111-28602 -184
1-3	47111-28600-293	COVER, frame RH	-	-	1	-	-	-	to 47111-28601 -293
1-4	47111-28601-293	COVER, frame RH	-	-	1	-	-	-	to 47111-28602 -293
2-1	47111-28602-126	COVER, frame RH	1	-	-	-	-	-	
2-2	47111-28602-184	COVER, frame RH	-	1	-	-	-	-	
2-3	47111-28602-293	COVER, frame RH	-	-	1	-	-	-	
2-4	47111-28602-279	COVER, frame RH	-	-	-	1	-	-	
2-5	47111-28602-737	COVER, frame RH	-	-	-	-	1	-	
3	47111-28610-00N	COVER, frame RH	-	-	-	-	-	1	
4	09128-06005	SCREW, frame cover	4	4	4	-	-	-	
5	02141-06168	SCREW	-	-	-	4	4	4	
6	08322-21068	WASHER	4	4	4	2	2	2	
7	09180-06044	SPACER, frame cover RH	4	4	4	5	5	5	
8	09320-07005	CUSHION, frame cover	8	8	8	10	10	10	
9	08311-11068	NUT	-	-	-	1	1	1	
10	68141-28000	EMBLEM, frame cover	2	2	-	-	-	-	
11	68141-28600	EMBLEM, frame cover	-	-	2	-	-	-	
12-1	68131-28400-719	EMBLEM, frame cover	-	-	-	2	-	-	
12-2	68131-28400-993	EMBLEM, frame cover	-	-	-	-	2	-	
12-3	68131-28620-538	EMBLEM, frame cover	-	-	-	-	-	2	
13	09148-03004	NUT, cover emblem	4	4	4	-	-	-	
14-1	68363-26200	LABEL, company name	-	-	-	2	2	-	
14-2	68363-26300	LABEL, company name	-	-	-	-	-	2	
15	09308-10001	CUSHION, frame cover RH	1	1	1	-	-	-	
16	09320-03002	CUSHION, frame cover LH	2	2	2	2	2	2	

FIG. 38 FRAME COVER

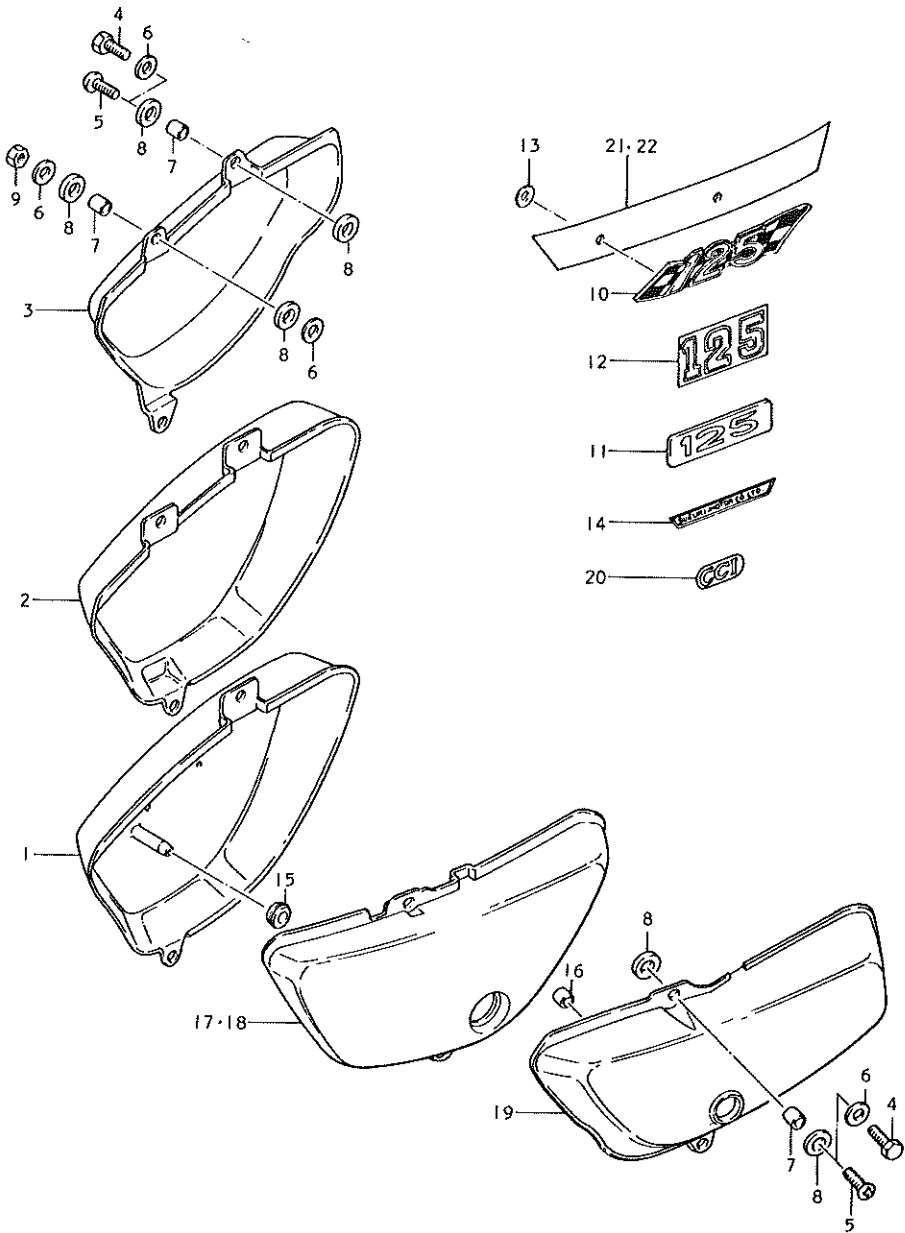




FIG.38 FRAME COVER

Ref.No.	Part No.	Description	Q'ty						Remarks
			R	J	K	L	M	A	
17-1	47211-32000-126	COVER, frame LH	1	-	-	-	-	-	to 47211-28601 -126
17-2	47211-32000-184	COVER, frame LH	-	1	-	-	-	-	to 47211-28601 -184
17-3	47211-28600-293	COVER, frame LH	-	-	1	-	-	-	to 47211-28601 -293
18-1	47211-28601-126	COVER, frame LH	1	-	-	-	-	-	
18-2	47211-28601-184	COVER, frame LH	-	1	-	-	-	-	
18-3	47211-28601-293	COVER, frame LH	-	-	1	-	-	-	
18-4	47211-28601-279	COVER, frame LH	-	-	-	1	-	-	
18-5	47211-28601-737	COVER, frame LH	-	-	-	-	1	-	
19	47211-28610-00N	COVER, frame LH	-	-	-	-	-	1	
20	68171-26000	EMBLEM	1	1	1	1	1	1	CCI
21	68136-28000-064	TAPE, frame cover striping RH	-	1	-	-	-	-	
22	68146-28000-064	TAPE, frame cover striping LH	-	1	-	-	-	-	

FIG. 39 FRONT FORK

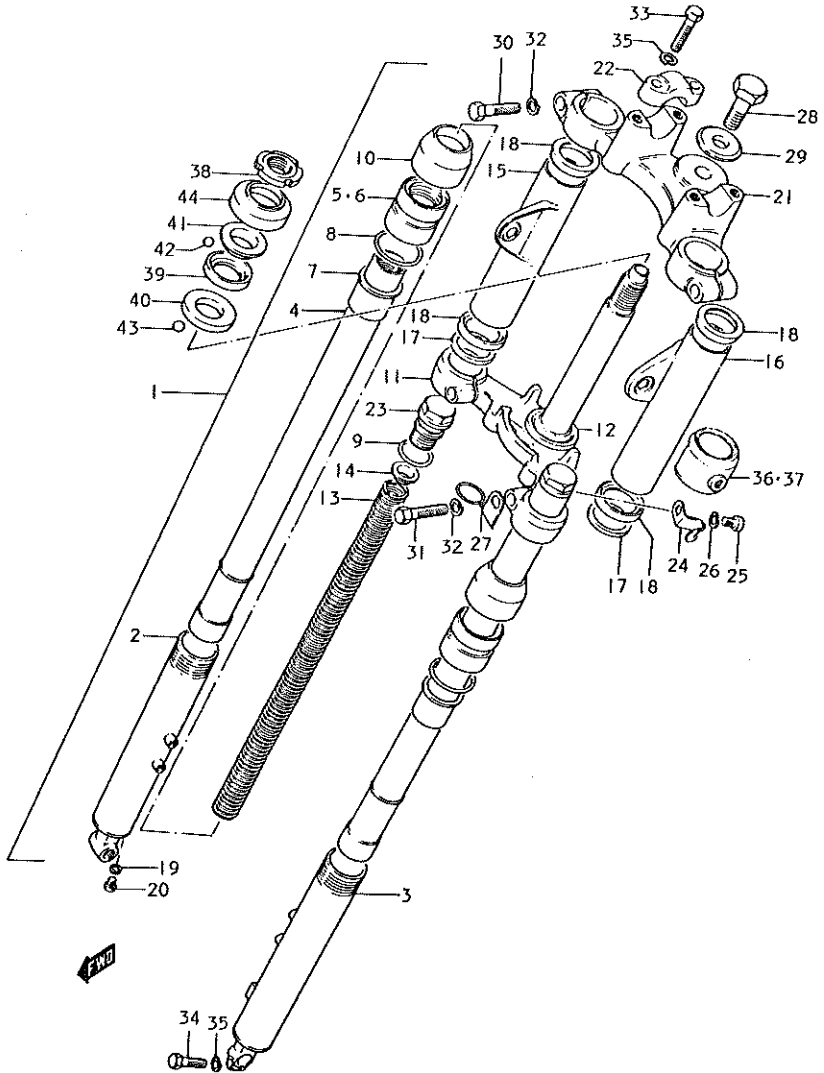


FIG.39 FRONT FORK

Ref.No.	Part No.	Description	Q'ty					Remarks	
			R	J	K	L	M		A
1	51100-28601	FORK ASSY, front	1	-	-	-	-	-	
2-1	51130-28600	•OUTER TUBE, RH	1	-	-	-	-	-	
2-2	51130-28010-126	•OUTER TUBE, RH	1	-	-	-	-	-	
3-1	51140-28600	•OUTER TUBE, LH	1	-	-	-	-	-	
3-2	51140-28010-126	•OUTER TUBE, LH	1	-	-	-	-	-	
4	51110-28010	•INNER TUBE	2	-	-	-	-	-	
5	51150-25011	•NUT, outer tube	2	-	-	-	-	-	
6	51153-08011	••OIL SEAL	2	-	-	-	-	-	
7	51152-25010	•GUIDE, inner tube	2	-	-	-	-	-	
8	51154-07010	•O RING, outer tube nut	2	-	-	-	-	-	
9	51181-25010	•O RING, inner tube cap	2	-	-	-	-	-	
10	51173-25010	•DUST SEAL	2	-	-	-	-	-	
11	51410-28011	•STEM, steering	1	-	-	-	-	-	
12	51621-33001	••RACE, steering stem	1	-	-	-	-	-	
13	51171-28010	•SPRING, fork	2	-	-	-	-	-	
14	51172-28010	•GUIDE, spring	2	-	-	-	-	-	
15-1	51530-28601	•COVER, fork RH	1	-	-	-	-	-	
15-2	51530-28010-126	•COVER, fork RH	1	-	-	-	-	-	
16-1	51540-28601	•COVER, fork RH	1	-	-	-	-	-	
16-2	51540-28010-126	•COVER, fork LH	1	-	-	-	-	-	
17	51553-25010	•CUSHION, cover guide	2	-	-	-	-	-	
18	51551-25010	•GUIDE, cover	4	-	-	-	-	-	
19	51183-03010	•GASKET, drain plug	2	-	-	-	-	-	
20	02111-04087	•SCREW	2	-	-	-	-	-	
21-1	51311-28011	•HEAD, steering stem	1	-	-	-	-	-	to 51311-28012
21-2	51311-28012-019	•HEAD, steering stem	1	-	-	-	-	-	-019

FIG.39 FRONT FORK

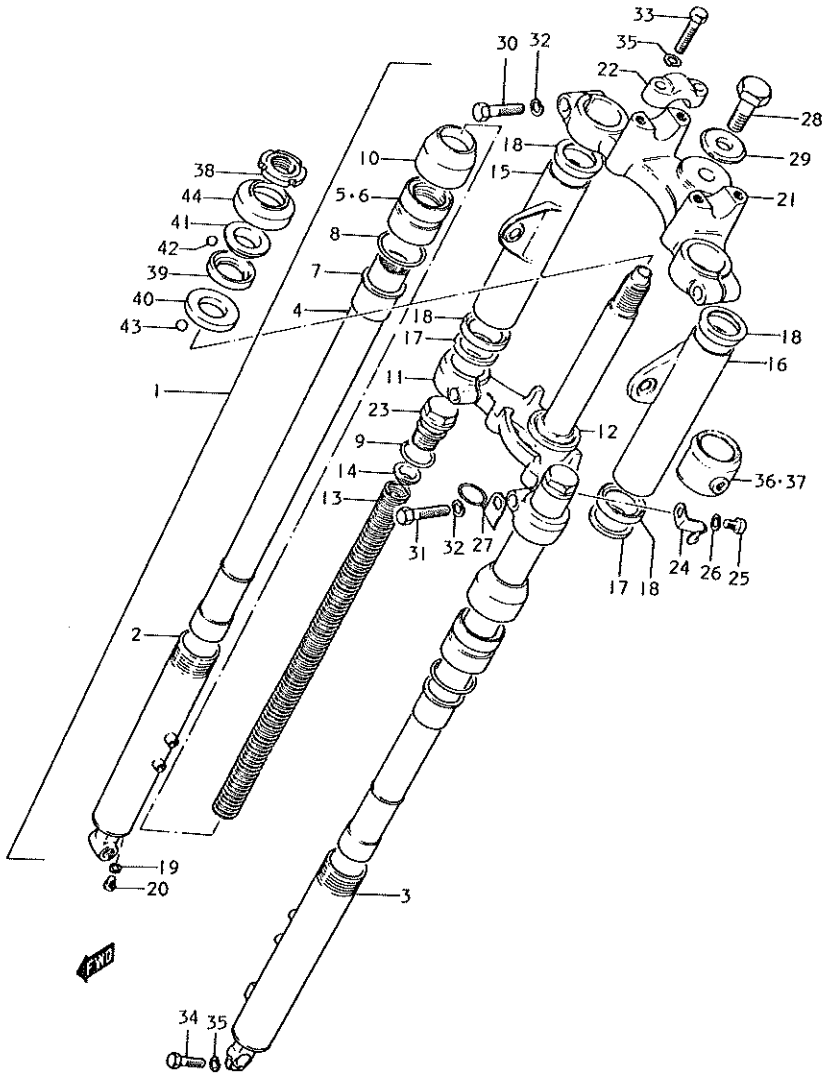


FIG.39 FRONT FORK

Ref.No.	Part No.	Description	Q'ty					Remarks
			R	J	K	L	M	
22	56211-22011	•HOLDER, handlebar	2	-	-	-	-	-
23	51351-25011	•CAP, inner tube	2	-	-	-	-	-
24	51453-30010	•CLIP, cable	1	-	-	-	-	-
25	02112-06108	•SCREW	1	-	-	-	-	-
26	08321-21068	•LOCK WASHER	1	-	-	-	-	-
27	51455-28010	•CLIP, cable	1	-	-	-	-	-
28	51351-20010	•BOLT, steering stem	1	-	-	-	-	-
29	51356-22011	•WASHER, steering stem	1	-	-	-	-	-
30	51451-15113	•BOLT, inner tube upper	2	-	-	-	-	-
31	51451-08410	•BOLT, inner tube lower	2	-	-	-	-	-
32	08321-21108	•LOCK WASHER	4	-	-	-	-	-
33	01221-08307	•BOLT	4	-	-	-	-	-
34	01122-08258	•BOLT	1	-	-	-	-	-
35	08321-21088	•LOCK WASHER	5	-	-	-	-	-
36	51554-28010	•COVER, steering stem RH	1	-	-	-	-	-
37	51557-28010	•COVER, steering stem LH	1	-	-	-	-	-
38	51631-28000	NUT, steering stem	1	-	-	-	-	-
39	51611-20002	INNER RACE, steering upper	1	-	-	-	-	-
40	51611-33002	INNER RACE, steering lower	1	-	-	-	-	-
41	51621-28000	OUTER RACE, steering upper	1	-	-	-	-	-
42	06111-06003	STEEL BALL	22	-	-	-	-	-
43	06111-08003	STEEL BALL	18	-	-	-	-	-
44	51643-25001	DUST SEAL	1	-	-	-	-	-

FIG.40 FRONT FORK

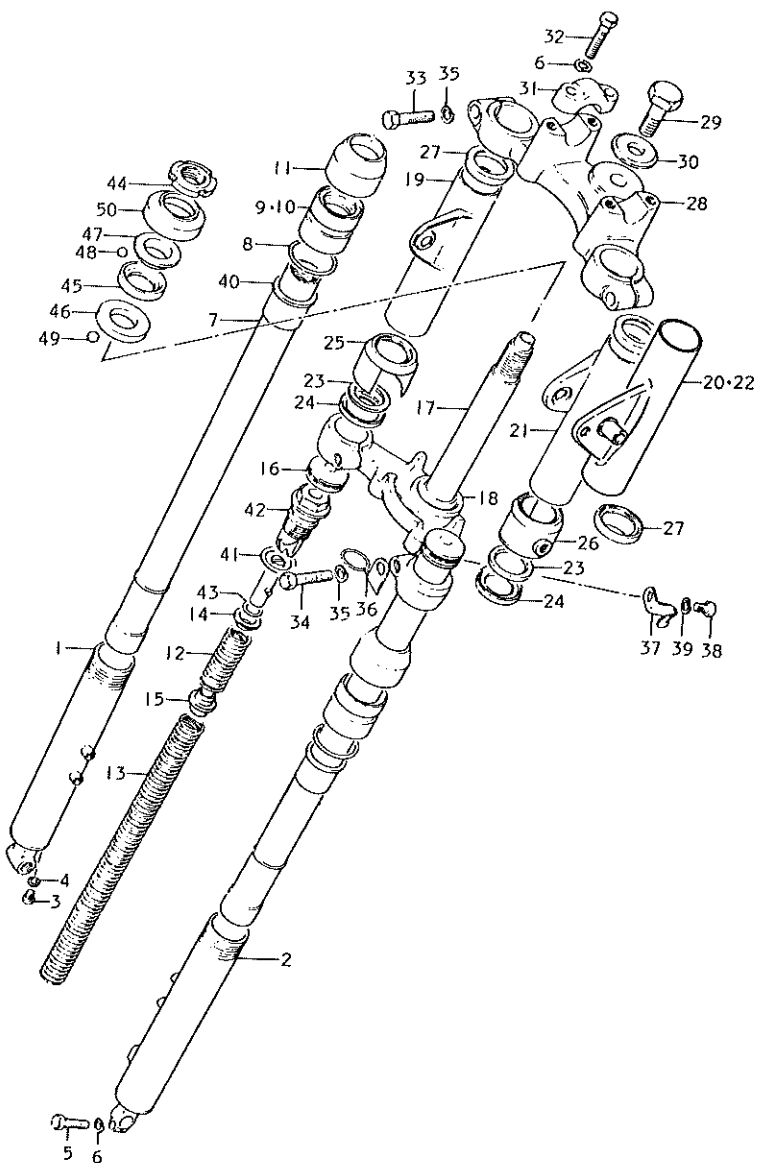


FIG.40 FRONT FORK

Ref.No.	Part No.	Description	Q'ty						Remarks
			R	J	K	L	M	A	
	51100-29601	FORK ASSY, front	-	1	-	-	-	-	
	51100-29620-019	FORK ASSY, front	-	-	1	-	-	-	
1-1	51130-28600	·TUBE, outer RH	-	1	1	-	-	-	
1-2	51130-28010-126	·TUBE, outer RH	-	1	-	-	-	-	
2-1	51140-28600	·TUBE, outer LH	-	1	1	-	-	-	
2-2	51140-28010-126	·TUBE, outer LH	-	1	-	-	-	-	
3	02111-04087	·SCREW	-	2	2	-	-	-	
4	51183-03010	·GASKET	-	2	2	-	-	-	
5	01122-08258	·BOLT	-	1	1	-	-	-	
6	08321-21088	·LOCK WASHER	-	5	-	-	-	-	
7	51110-28010	·TUBE, inner	-	2	2	-	-	-	
8	51154-07010	·O RING, outer tube nut	-	2	2	-	-	-	
9-1	51150-25010	·NUT, outer tube	-	2	-	-	-	-	to 51150-25010
9-2	51150-25011	·NUT, outer tube	-	-	2	-	-	-	
10-1	51153-08010	··OIL SEAL	-	4	-	-	-	-	to 51153-08011
10-2	51153-08011	··OIL SEAL	-	-	4	-	-	-	
11	51173-25010	·DUST SEAL	-	2	2	-	-	-	
12	51171-29010	·SPRING, A	-	2	2	-	-	-	
13-1	51184-29010	·SPRING, B	-	2	-	-	-	-	
13-2	51184-29011	·SPRING, B	-	-	2	-	-	-	
14	51172-28010	·GUIDE, spring	-	2	2	-	-	-	
15-1	51192-29010	·SPACER, spring guide	-	2	-	-	-	-	to 51192-29011
15-2	51192-29011	·SPACER, spring guide	-	-	2	-	-	-	
16	51189-29010	·CAP, inner tube	-	2	2	-	-	-	
17	51410-28011	·STEM, steering	-	1	1	-	-	-	
18	51621-33001	··RACE, steering stem	-	1	1	-	-	-	

FIG.40 FRONT FORK

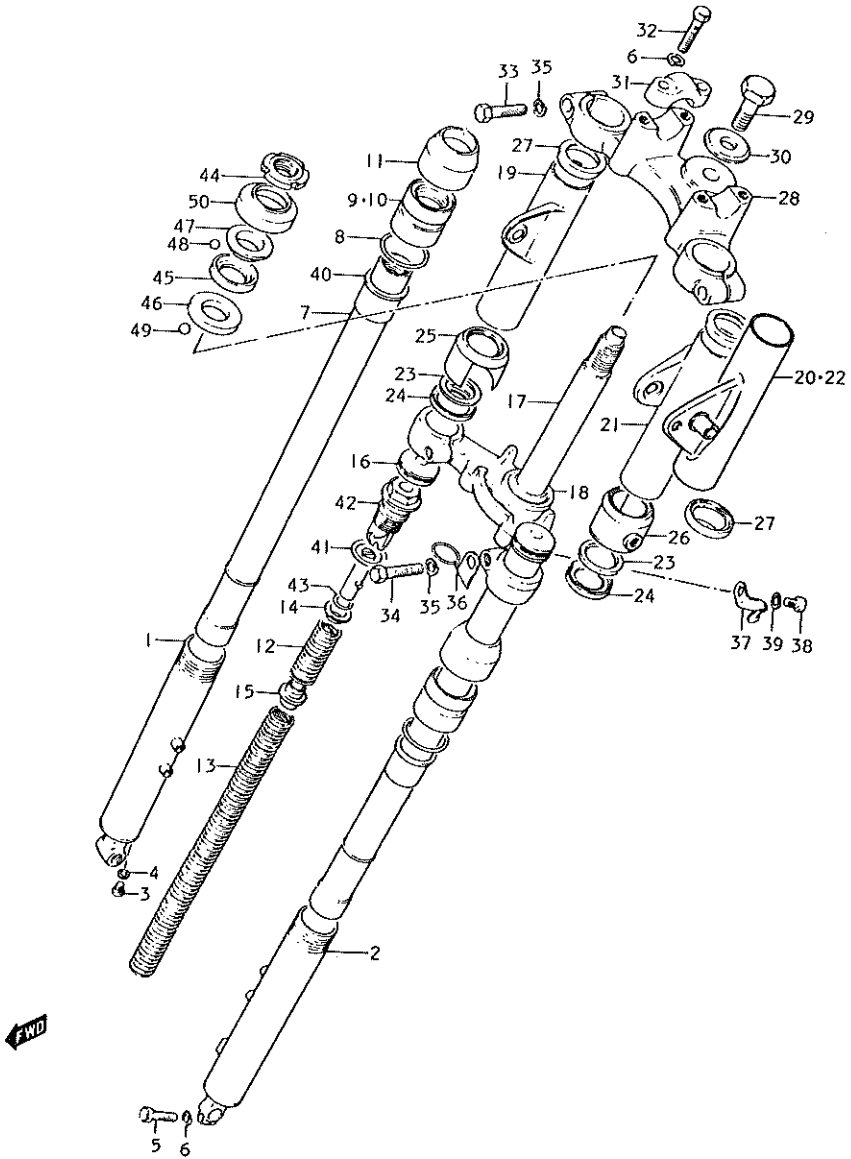




FIG.40 FRONT FORK

Ref.No.	Part No.	Description	Q'ty						Remarks
			R	J	K	L	M	A	
19-1	51530-28601	·COVER, fork RH	-	1	-	-	-	-	
19-2	51530-28010-126	·COVER, fork RH	-	1	-	-	-	-	
20-1	51530-29620	·COVER, fork RH	-	-	1	-	-	-	to 51530-29621
20-2	51530-29621	·COVER, fork RH	-	-	1	-	-	-	
21-1	51540-28601	·COVER, fork LH	-	1	-	-	-	-	
21-2	51540-28010-126	·COVER, fork LH	-	1	-	-	-	-	
22-1	51540-29620	·COVER, fork LH	-	-	1	-	-	-	to 51540-29621
22-2	51540-29621	·COVER, fork LH	-	-	1	-	-	-	
23	51553-07110	·CUSHION, cover guide	-	2	2	-	-	-	
24	51558-28010	·GUIDE, cushion	-	2	2	-	-	-	
25	51554-28010	·COVER, steering stem RH	-	1	1	-	-	-	
26	51557-28010	·COVER, steering stem LH	-	1	1	-	-	-	
27	51551-25010	·GUIDE, cover	-	2	2	-	-	-	
28-1	51311-28011-019	·HEAD, steering stem	-	1	-	-	-	-	to 51311-28012 -019
28-2	51311-28012-019	·HEAD, steering stem	-	-	1	-	-	-	to 51311-28210
29	51351-20010	·BOLT, steering stem	-	1	1	-	-	-	
30-1	51356-22010	·WASHER, steering stem	-	1	-	-	-	-	to 51356-22011
30-2	51356-22011	·WASHER, steering stem	-	-	1	-	-	-	
31-1	56211-22011	·HOLDER, handlebar	-	2	-	-	-	-	
31-2	56211-12111-019	·HOLDER, handlebar	-	-	2	-	-	-	
32	01221-08307	·BOLT	-	4	4	-	-	-	
33-1	51451-15113	·BOLT, inner tube upper	-	-	2	-	-	-	to 51451-15113
33-2	51451-15113	·BOLT, inner tube upper	-	2	-	-	-	-	
34-1	51451-28011	·BOLT, inner tube lower	-	2	-	-	-	-	to 51451-28012
34-2	51451-28012	·BOLT, inner tube lower	-	-	2	-	-	-	
35	08321-21108	·LOCK WASHER	-	2	2	-	-	-	
36-1	51455-28010	·CLIP, cable	-	1	-	-	-	-	
36-2	51455-36010	·CLIP, cable	-	-	1	-	-	-	
37	51453-30011	·CLIP, cable	-	1	1	-	-	-	

FIG.40 FRONT FORK

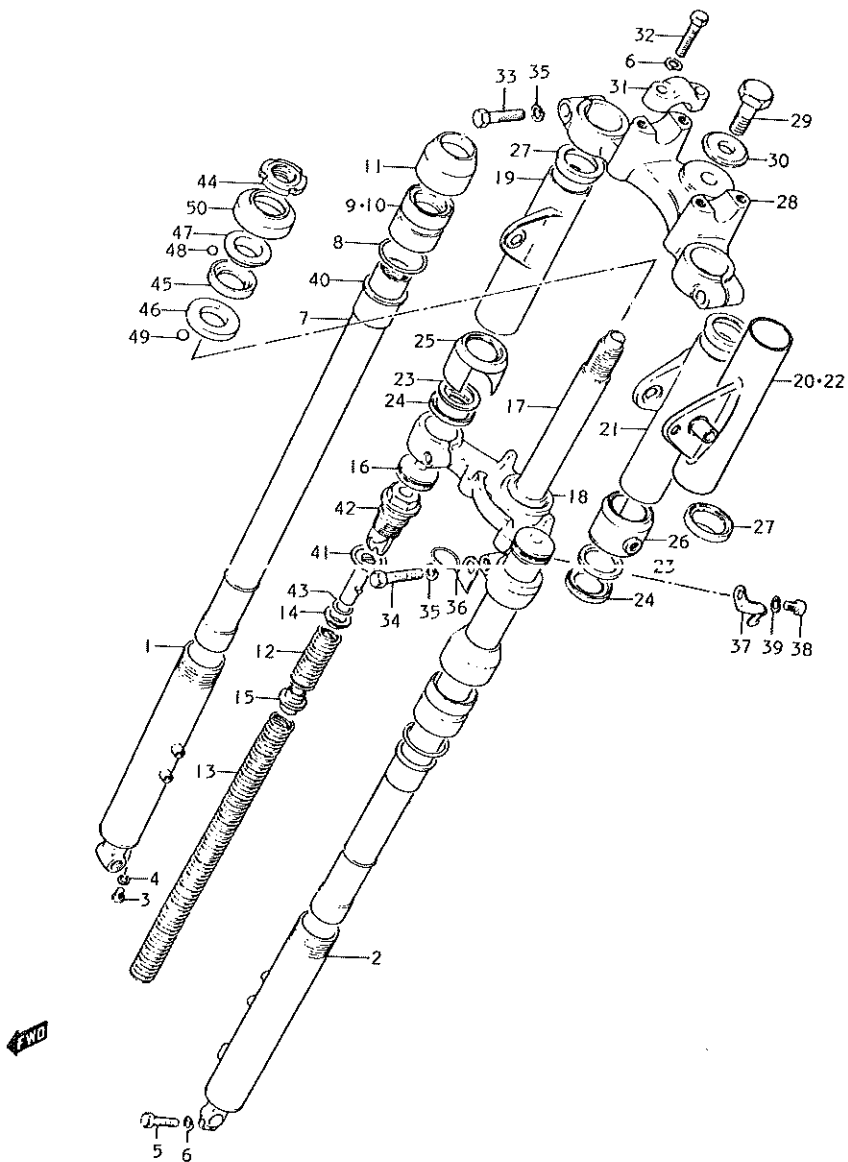


FIG.40 FRONT FORK

Ref.No.	Part No.	Description	Q'ty						Remarks
			R	J	K	L	M	A	
38	02112-06108	•SCREW	-	1	1	-	-	-	
39	08321-21068	•LOCK WASHER	-	1	1	-	-	-	
40	51152-25010	•GUIDE, inner tube	-	2	2	-	-	-	
41	51181-25010	•O RING, inner tube cap	-	2	-	-	-	-	
42	51180-29010	•CAP, inner tube	-	2	2	-	-	-	
43	51186-29620	•WASHER	-	-	2	-	-	-	
44	51631-28000	NUT, steering stem	-	1	1	-	-	-	
45-1	51611-20001	RACE, steering inner upper	-	1	-	-	-	-	to 51611-20002
45-2	51611-20002	RACE, steering inner upper	-	-	1	-	-	-	
46-1	51611-33001	RACE, steering inner lower	-	1	-	-	-	-	to 51611-33002
46-2	51611-33002	RACE, steering inner lower	-	-	1	-	-	-	
47	51621-28000	RACE, steering outer upper	-	1	1	-	-	-	
48	06111-06003	STEEL BALL	-	22	22	-	-	-	
49-1	06111-08004	STEEL BALL	-	18	-	-	-	-	to 06111-08003
49-2	06111-08003	STEEL BALL	-	-	18	-	-	-	
50-1	51643-25000	DUST SEAL, steering	-	1	-	-	-	-	to 51643-25001
50-2	51643-25001	DUST SEAL, steering	-	-	1	-	-	-	

FIG.41 FRONT FORK

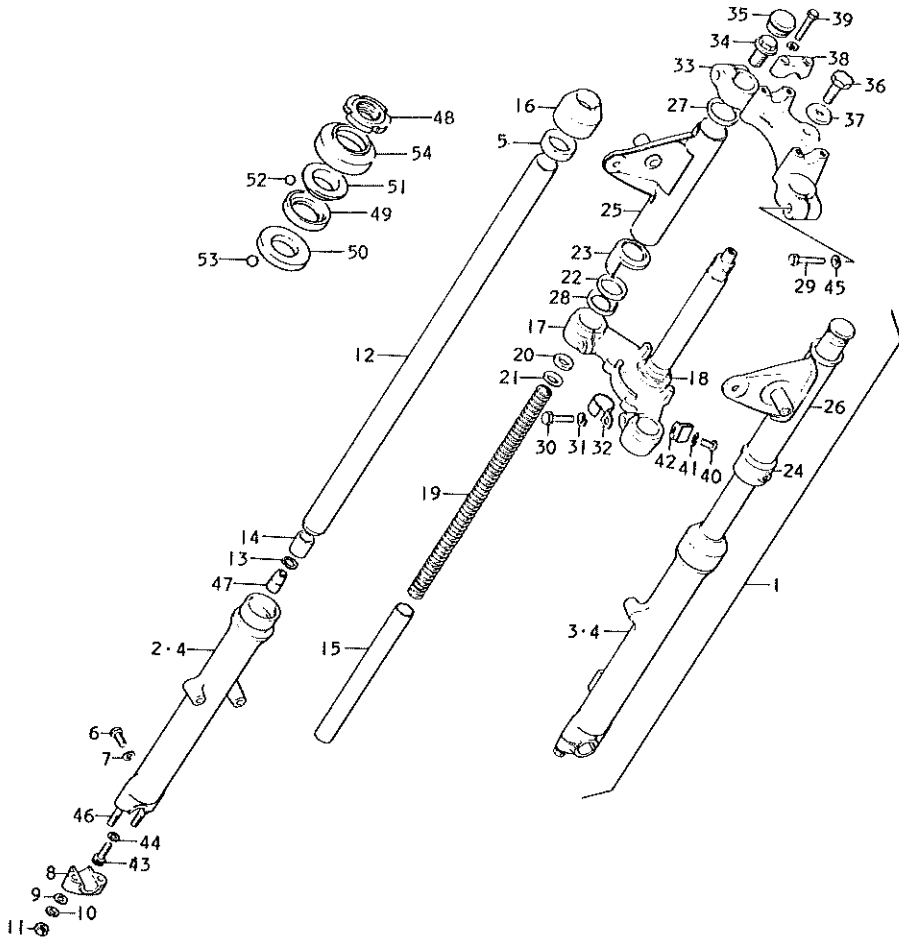


FIG.41 FRONT FORK

Ref.No.	Part No.	Description	Q'ty					Remarks	
			R	J	K	L	M		A
1-1	51100-28410-019	FORK ASSY, front	-	-	-	1	-	-	to
1-2	51100-28410-126	FORK ASSY, front	-	-	-	-	1	-	51100-28410-126
1-3	51100-28411-291	FORK ASSY, front	-	-	-	-	-	1	
2	51130-36010	·TUBE, outer RH	-	-	-	1	-	-	to 51140-36011
3	51140-36010	·TUBE, outer LH	-	-	-	1	-	-	use with 51132-16511
4	51140-36011	·TUBE, outer	-	-	-	-	2	2	to 51140-36011
5	51153-08011	·OIL SEAL	-	-	-	2	2	2	use with 51132-16511
6	02111-04087	·SCREW	-	-	-	2	2	2	to 51140-36011
7	51183-03010	·GASKET	-	-	-	2	2	2	use with 51132-16511
8-1	51132-16510	·HOLDER, axle	-	-	-	2	-	-	
8-2	51132-16511	·HOLDER, axle	-	-	-	-	2	2	
9	08322-21088	·WASHER	-	-	-	4	4	4	
10	08321-21088	·LOCK WASHER	-	-	-	4	4	4	
11	09140-08005	·NUT	-	-	-	4	4	4	
12	51111-28410	·TUBE, inner	-	-	-	2	2	2	
13-1	51118-28310	·SNAP RING	-	-	-	2	2	-	
13-2	51118-28312	·SNAP RING	-	-	-	-	-	2	
14-1	51112-28310	·PISTON	-	-	-	2	2	-	
14-2	51112-28311	·PISTON	-	-	-	-	-	2	
15-1	51146-28310	·CYLINDER	-	-	-	2	2	-	
15-2	51146-28311	·CYLINDER	-	-	-	-	-	2	
16	51173-25010	·DUST SEAL	-	-	-	2	2	2	
17-1	51410-28012	·STEERING STEM	-	-	-	1	-	-	to 51410-28013
17-2	51410-28013	·STEERING STEM	-	-	-	-	1	1	
18	51621-33001	·RACE, outer	-	-	-	1	1	1	

FIG.41 FRONT FORK

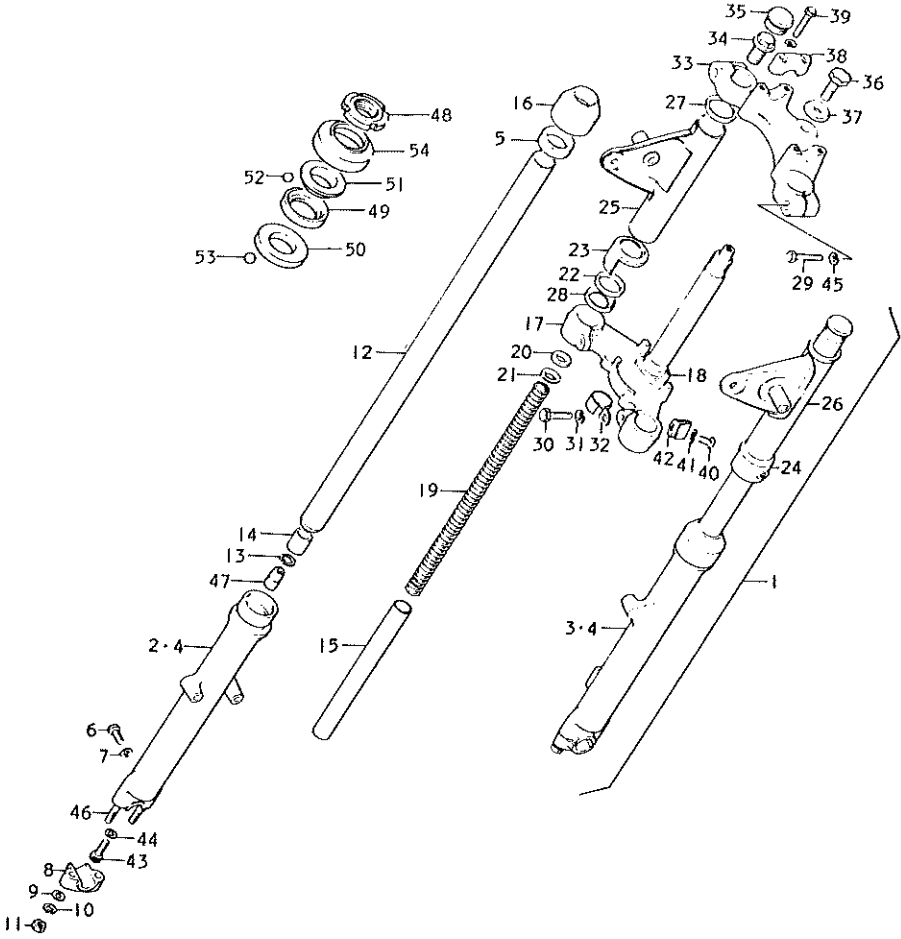


FIG.41 FRONT FORK

Ref.No.	Part No.	Description	Q'ty					Remarks	
			R	J	K	L	M		A
19	51171-28410	·SPRING	-	-	-	2	2	2	
20	51172-28010	·GUIDE, spring	-	-	-	2	2	-	
21	51186-29620	·WASHER	-	-	-	2	2	2	
22-1	51553-07110	·CUSHION	-	-	-	2	-	-	
22-2	51553-25010	·CUSHION	-	-	-	-	2	2	
23	51554-28010	·COVER, steering stem RH	-	-	-	1	1	1	
24	51557-28010	·COVER, steering stem LH	-	-	-	1	1	1	
25-1	51530-29621	·COVER, fork RH	-	-	-	1	-	-	Chrome-plated
25-2	51530-29630-126	·COVER, fork RH	-	-	-	-	1	-	
25-3	51530-29630-291	·COVER, fork RH	-	-	-	-	-	1	
26-1	51540-29621	·COVER, fork LH	-	-	-	1	-	-	Chrome-plated
26-2	51540-29630-126	·COVER, fork LH	-	-	-	-	1	-	
26-3	51540-29630-291	·COVER, fork LH	-	-	-	-	-	1	
27	51551-20210	·GUIDE, cover	-	-	-	2	2	2	
28	51558-28010	·GUIDE, cover	-	-	-	2	2	2	
29-1	51451-15112	·BOLT	-	-	-	2	-	-	to 51451-15113
29-2	51451-15113	·BOLT	-	-	-	-	2	2	
30-1	51451-28011	·BOLT	-	-	-	2	-	-	to 51451-28012
30-2	51451-28012	·BOLT	-	-	-	-	2	2	
31	08321-21128	·WASHER	-	-	-	2	2	2	
32	51455-36010	·CLIP	-	-	-	1	1	1	

FIG.41 FRONT FORK

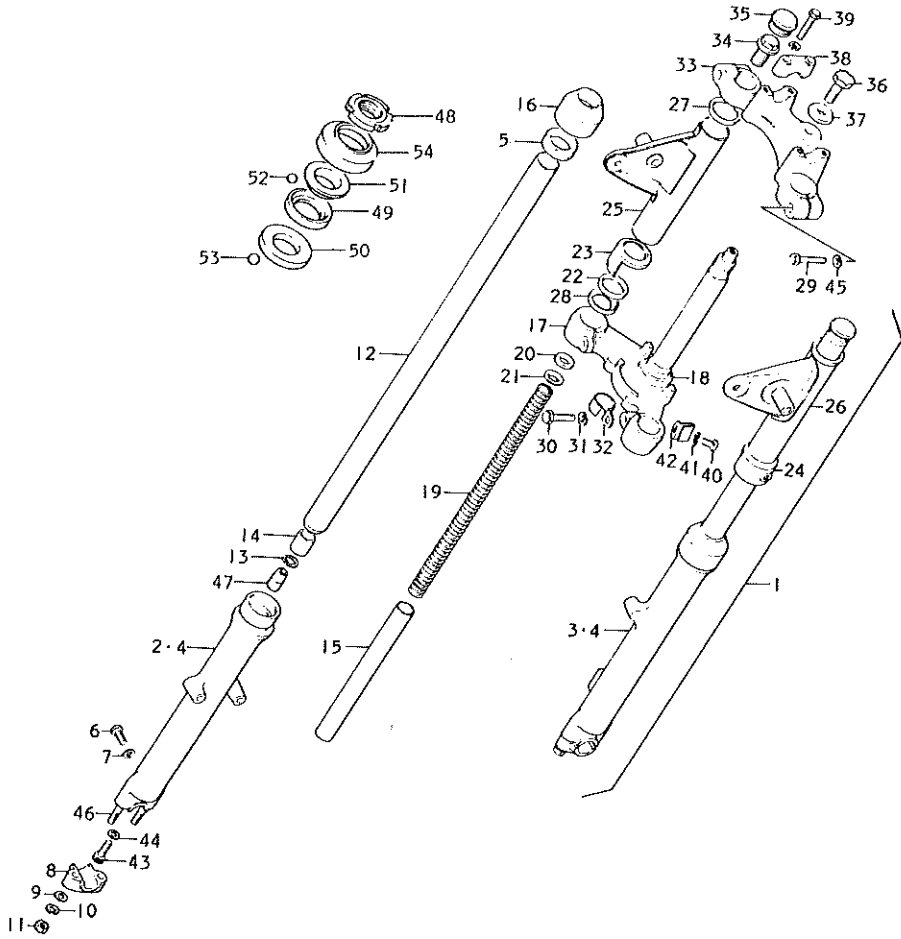




FIG.41 FRONT FORK

Ref.No.	Part No.	Description	Q'ty					Remarks	
			R	J	K	L	M		A
33-1	51311-28011-019	·HEAD, steering stem	-	-	-	1	-	-	to
33-2	51311-28012-019	·HEAD, steering stem	-	-	-	-	1	-	51311-28012-019
33-3	51311-28210-019	·HEAD, steering stem	-	-	-	-	-	1	to 51311-28210-019
34	51180-29010	·CAP	-	-	-	2	2	2	
35	51189-29010	·CAP	-	-	-	2	2	2	
36	51351-20010	·BOLT	-	-	-	1	1	1	
37-1	51356-22011	·WASHER	-	-	-	1	1	-	
37-2	51356-22012	·WASHER	-	-	-	-	-	1	
38-1	56211-27110-019	·HOLDER, handle	-	-	-	2	2	-	
38-2	56211-27210-019	·HOLDER, handle	-	-	-	-	-	2	
39	01221-08357	·BOLT	-	-	-	4	4	4	
40	02112-06108	·SCREW	-	-	-	1	1	1	
41	08321-21068	·LOCK WASHER	-	-	-	1	1	1	
42	51453-30011	·CLIP	-	-	-	1	1	1	
43	51147-36010	·BOLT	-	-	-	2	2	2	
44-1	51148-36010	·GASKET	-	-	-	2	-	-	to 51148-34010
44-2	51148-34010	·GASKET	-	-	-	-	2	2	
45	08321-21108	·LOCK WASHER	-	-	-	2	2	2	
46	51137-31010	·BOLT	-	-	-	4	4	4	
47	51195-28311	·PEACE, oil lock	-	-	-	-	-	2	
48	51631-28000	NUT, steering stem	-	-	-	1	1	1	
49	51611-20002	RACE, steering inner upper	-	-	-	1	1	1	
50	51611-33002	RACE, steering inner lower	-	-	-	1	1	1	
51	51621-28000	RACE, steering outer upper	-	-	-	1	1	1	
52	06111-06003	STEEL BALL	-	-	-	22	22	22	
53	06111-08003	STEEL BALL	-	-	-	18	18	18	
54	51643-25001	DUST SEAL, steering	-	-	-	1	1	1	

FIG.42 FRONT WHEEL

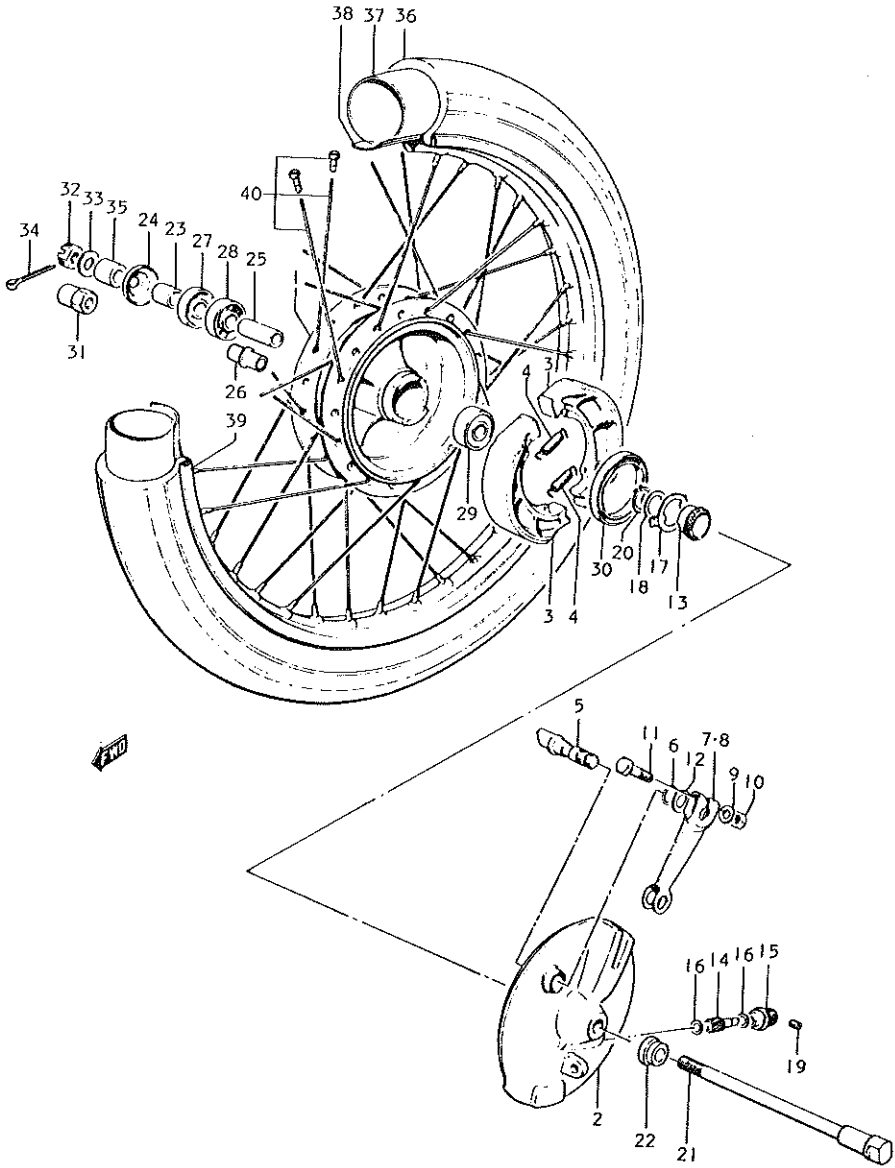


FIG.42 FRONT WHEEL

Ref.No.	Part No.	Description	Q'ty					Remarks	
			R	J	K	L	M		A
1-1	54110-28001	HUB, front wheel	1	1	1	-	-	-	
1-2	54110-07001	HUB, front wheel	-	-	-	1	1	1	
2-1	54210-28001	PANEL, front brake	1	1	-	-	-	-	to 54210-28002
2-2	54210-28002	PANEL, front brake	-	-	1	-	-	-	
2-3	54210-28400	PANEL, front brake	-	-	-	1	1	1	
3-1	54410-01004	SHOE, brake	2	-	-	-	-	-	to 54410-01005
3-2	54410-01005	SHOE, brake	-	2	2	-	-	-	
3-3	54410-07001	SHOE, brake	-	-	-	2	-	-	to 54410-07002
3-4	54410-07002	SHOE, brake	-	-	-	-	2	2	
4	09443-07001	SPRING, brake shoe	2	2	2	2	2	2	
5-1	54441-28001	CAM, front brake	1	1	1	-	-	-	to 54441-01002
5-2	54441-07001	CAM, front brake	-	-	-	1	-	-	to 54441-01002
5-3	54441-01002	CAM, front brake	-	-	-	-	1	1	
6	09280-12001	DUST SEAL, beake cam	1	1	1	1	1	1	
7-1	54451-03602	LEVER, brake cam	1	1	-	-	-	-	to 54451-03002
7-2	54451-03002	LEVER, brake cam	-	-	1	-	-	-	
8	54451-28400	LEVER, brake cam	-	-	-	1	1	1	
9	08322-21068	WASHER	1	1	1	1	1	1	
10	08311-11068	NUT	1	1	1	1	1	1	
11	09100-06050	BOLT, cam lever	1	1	1	1	1	1	
12	09160-12011	WASHER, dust seal	1	1	1	1	1	1	
13-1	54611-28000	GEAR, speedometer	1	1	1	-	-	-	
13-2	54611-28400	GEAR, speedometer	-	-	-	1	1	1	
14-1	54621-28000	PINION, speedometer	1	1	1	-	-	-	
14-2	54621-28400	PINION, speedometer	-	-	-	1	1	1	
15	54632-01001	BUSH, pinion out	1	1	1	1	1	1	

FIG.42 FRONT WHEEL

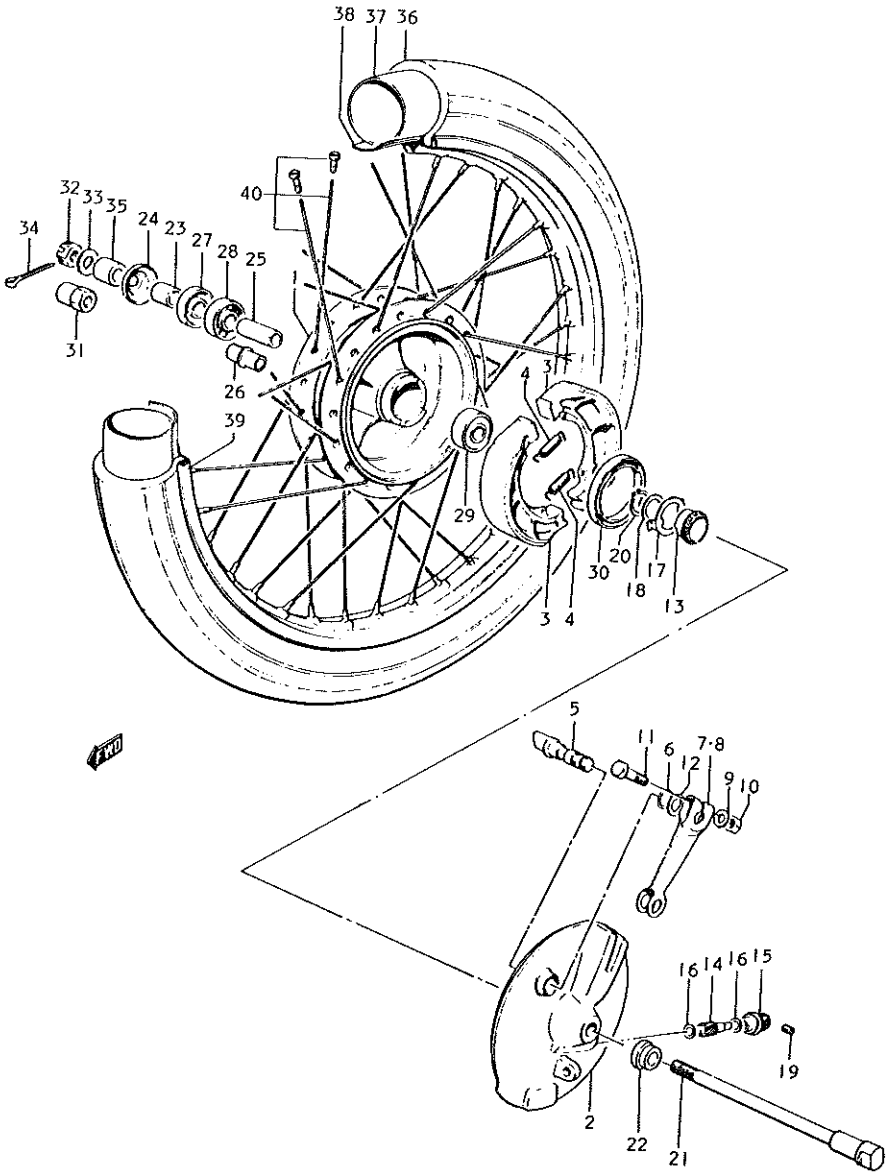


FIG.42 FRONT WHEEL

Ref.No.	Part No.	Description	Q'ty					Remarks	
			R	J	K	L	M		A
16	09160-05001	THRUST WASHER, pinion	2	2	2	2	2	2	
17	54661-07000	DRIVER, speedometer gear	1	1	1	1	1	1	
18	09160-18002	THRUST WASHER	1	1	1	1	1	1	
19	09134-03101	SCREW, pinion bush	1	1	1	1	1	1	
20	08331-11189	CIRCLIP, speedometer gear	1	1	1	1	1	1	
21-1	54711-28000	AXLE, front	1	1	1	-	-	-	
21-2	54711-28401	AXLE, front	-	-	-	1	-	-	
21-3	54711-28303	AXLE, front	-	-	-	-	1	1	
22-1	54751-25500	SPACER, front axle LH	-	-	-	1	-	-	
22-2	09180-12062	SPACER, front axle LH	-	-	-	-	1	1	
23-1	09180-12040	SPACER, front axle RH	1	1	1	1	-	-	
23-2	09180-12061	SPACER, front axle RH	-	-	-	-	1	1	
24-1	54892-28000	COVER, dust seal	1	1	-	-	-	-	to 54892-28001
24-2	54892-28001	COVER, dust seal	-	-	1	-	-	-	
24-3	54892-28400	COVER, dust seal	-	-	-	1	1	1	
25	09180-12041	SPACER, bearing	1	1	1	-	-	-	
26	54730-07000	SPACER, front hub bearing	-	-	-	1	1	1	
27-1	09284-18002	OIL SEAL, bearing	1	1	1	-	-	-	
27-2	09284-18001	OIL SEAL, bearing	-	-	-	1	1	1	
28-1	08113-62010	BALL BEARING, RH	1	1	1	-	-	-	
28-2	08113-63010	BALL BEARING, RH	-	-	-	1	1	1	
29-1	08143-62010	BALL BEARING, LH	1	1	1	-	-	-	
29-2	08143-63010	BALL BEARING, LH	-	-	-	1	1	1	
30-1	09285-43001	OIL SEAL, panel	1	1	1	-	-	-	
30-2	09283-48001	OIL SEAL, panel	-	-	-	1	-	-	to 09285-48001
30-3	09285-48001	OIL SEAL, panel	-	-	-	-	1	1	

FIG.42 FRONT WHEEL

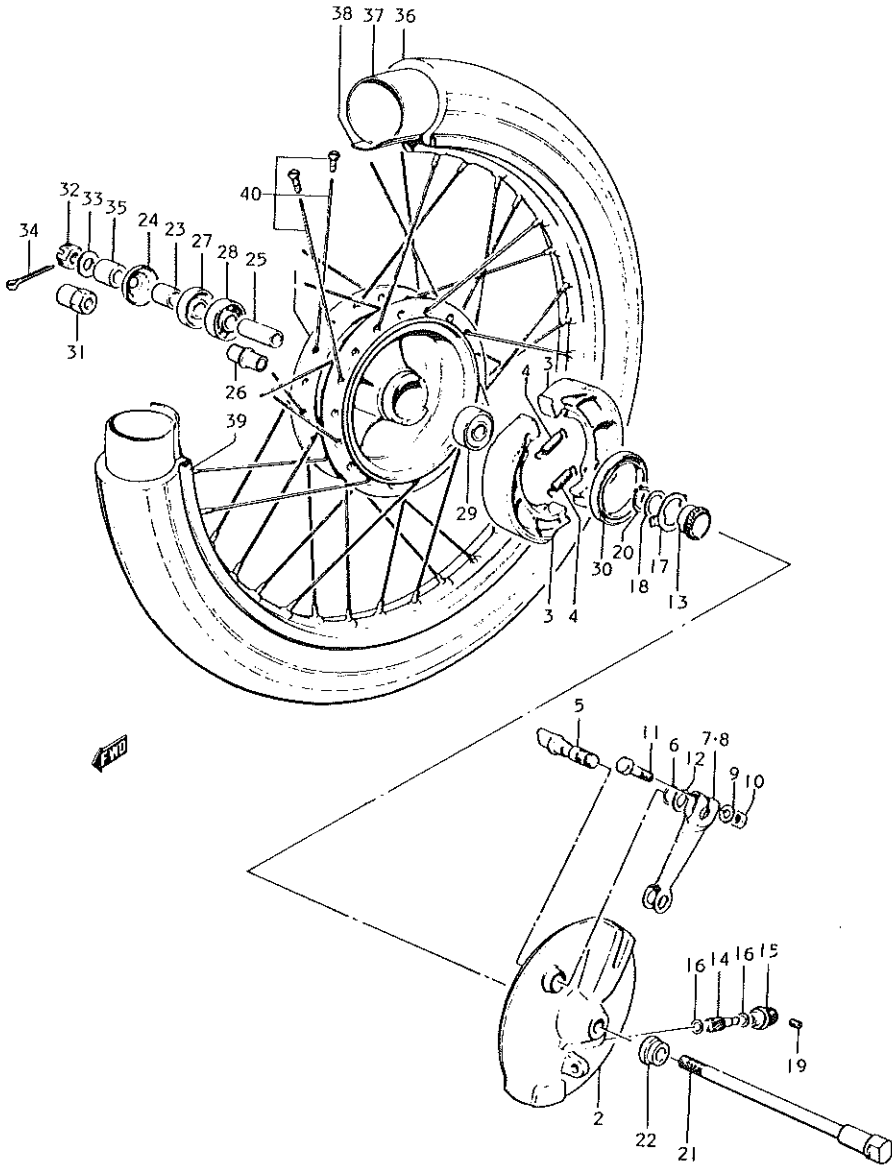


FIG.42 FRONT WHEEL

Ref.No.	Part No.	Description	Q'ty					Remarks	
			R	J	K	L	M		A
31	54721-36000	NUT, front axle	-	-	-	1	-	-	
32	08314-31128	NUT	-	-	-	-	1	1	
33	08322-21128	WASHER	-	-	-	-	1	1	
34	04111-30308	COTTER PIN	-	-	-	-	1	1	
35	09180-12040	SPACER	-	-	-	-	1	1	
36-1	55100-25600	TIRE	1	1	1	-	-	-	2.75-19 semi-knobby
36-2	55100-28410	TIRE	-	-	-	1	1	-	2.75-21
36-3	55100-28600	TIRE	-	-	-	-	-	1	
37-1	55200-28030	TUBE ASSY, wheel inner	1	1	1	-	-	-	2.75-19
37-2	55200-16510	TUBE ASSY, wheel inner	-	-	-	1	1	1	2.75-21
38-1	55261-28030	PROTECTOR, inner tire	1	1	1	-	-	-	
38-2	55261-16510	PROTECTOR, inner tire	-	-	-	1	1	1	
39-1	55311-17021	RIM, front wheel	1	1	1	-	-	-	
39-2	55311-28420	RIM, front wheel	-	-	-	1	1	1	
40-1	55300-28806	SPOKE SET, front	1	1	1	-	-	-	
40-2	55300-28830	SPOKE SET, front	-	-	-	1	1	1	

FIG. 43 HANDLEBAR

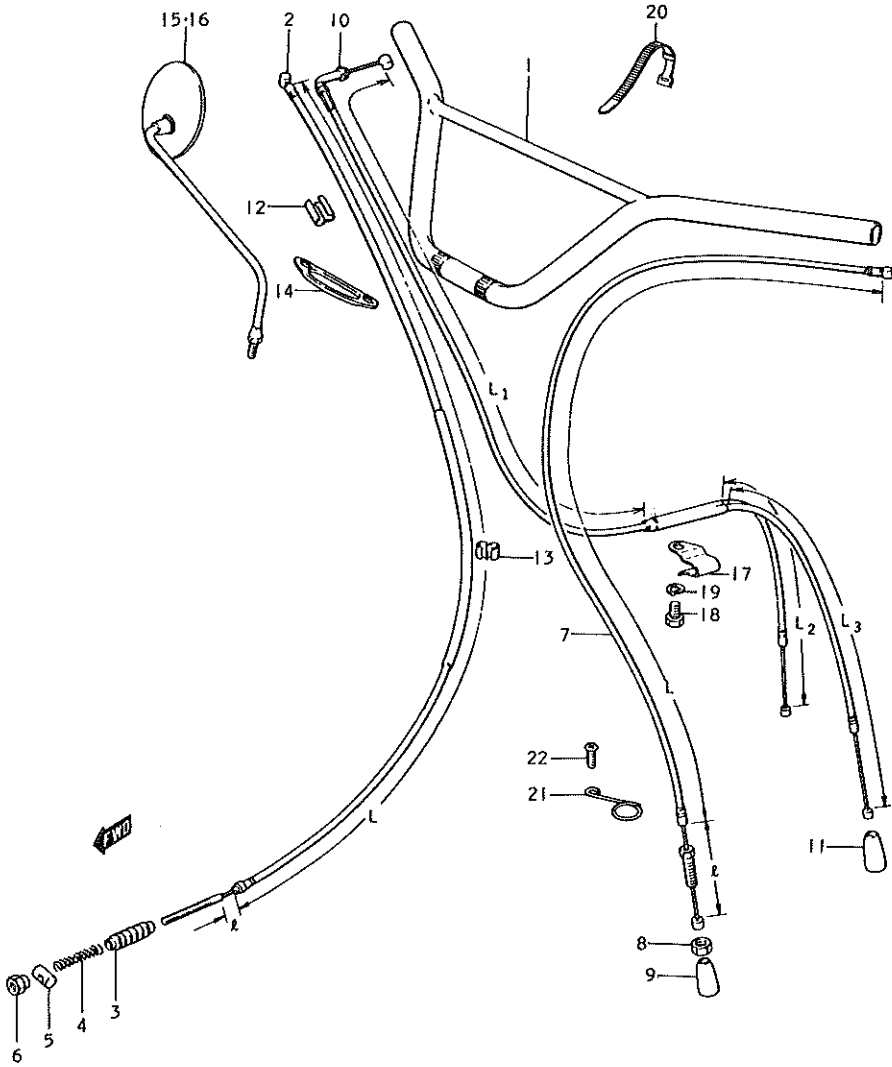




FIG.43 HANDLEBAR

Ref.No.	Part No.	Description	Q'ty					Remarks
			R	J	K	L	M	
1-1	56110-28000	HANDLEBAR	1	1	1	1	1	- to 56110-28001
1-2	56110-28001	HANDLEBAR	-	-	-	-	-	1
2-1	58100-28000	CABLE, front brake	1	1	1	1	-	- to 58100-28100
2-2	58100-28100	CABLE, front brake	-	-	-	-	1	1 L:1110, L:66
3	09287-07001	·DUST SEAL, brake cable	1	1	1	1	1	1
4	09440-06003	·SPRING, brake cable	1	1	1	1	1	1
5	09209-10001	·PIN, brake cable	1	1	1	1	1	1
6	09150-05101	·NUT, cable adjusting	1	1	1	1	1	1
7-1	58200-28000	CABLE ASSY, clutch	1	1	1	1	1	- L:10000, L:121
7-2	58200-28301	CABLE ASSY, clutch	-	-	-	-	-	1
8	08312-11088	·NUT	1	1	1	1	1	1
9	09287-07002	·DUST SEAL, cable	1	1	1	1	1	1
10	58300-28000	CABLE ASSY, throttle	1	1	1	1	1	1 L <sub>1</sub> :806, L <sub>2</sub> :193 L <sub>3</sub> :414
11	09287-07002	DUST SEAL, throttle cable	1	1	1	1	1	1
12	09408-00001	CLIP, cable A	1	1	1	1	1	1 L:25
13	09408-00002	CLIP, cable B	1	1	1	1	1	1 L:10
14	58621-28000	GUIDE, cable	1	1	1	-	-	-
15-1	56500-19010	MIRROR ASSY, rear view-RH	1	1	1	1	-	-
15-2	56500-31011	MIRROR ASSY, rear view RH	-	-	-	-	1	1
16-1	56600-19010	MIRROR ASSY, rear view LH	1	1	1	1	-	-
16-2	56600-31011	MIRROR ASSY, rear view LH	-	-	-	-	1	1
17	09403-09308	CLAMP, connector	1	1	1	1	1	1
18	01112-06108	BOLT	1	1	1	1	1	1
19	08321-21068	LOCK WASHER	1	1	1	1	1	1
20	09407-12402	BAND	1	1	-	-	-	-
21	09403-13401	GUIDE, clutch	-	-	-	-	-	1
22	02111-06128	SCREW	-	-	-	-	-	1

FIG.44 FRONT FENDER

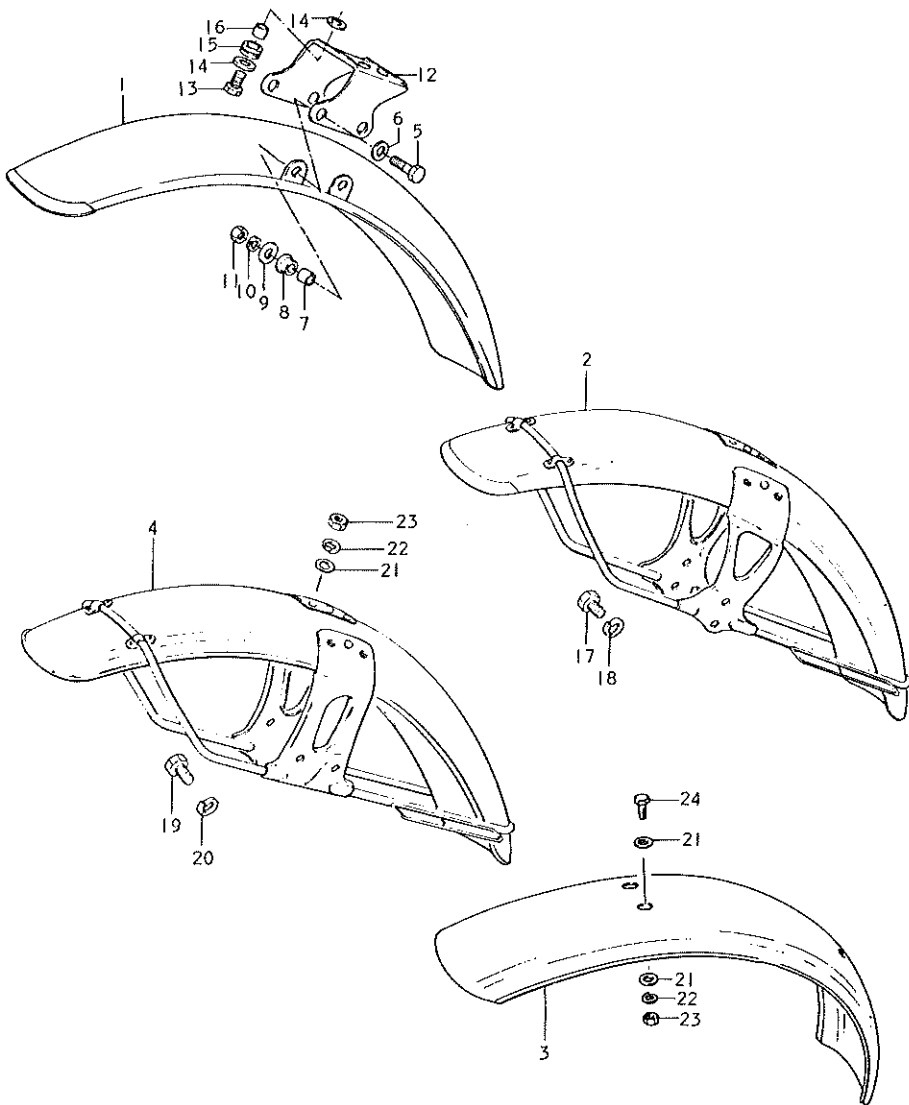


FIG.44 FRONT FENDER

Ref.No.	Part No.	Description	Q'ty						Remarks
			R	J	K	L	M	A	
1-1	53111-28601-137	FENDER, front	1	-	-	-	-	-	to 53111-28601-737
1-2	53111-28601-163	FENDER, front	1	-	-	-	-	-	
1-3	53111-28601-184	FENDER, front	-	1	-	-	-	-	
1-4	53111-28601-737	FENDER, front	1	-	-	-	-	-	
2	53110-18200	FENDER, front	-	-	1	-	-	-	
3	53110-16400	FENDER, front	-	-	1	-	-	-	
4-1	53100-28610	FENDER, front	-	-	-	1	-	-	to 53100-30700
4-2	53100-30700	FENDER, front	-	-	-	-	1	1	
5-1	09100-06064	BOLT, front fender	4	4	-	-	-	-	
5-2	01112-06168	BOLT, front fender	4	-	-	-	-	-	
6	08322-21068	WASHER	4	4	-	-	-	-	
7	09180-07011	SPACER, front fender	4	4	-	-	-	-	
8	09320-09006	CUSHION, front fender	4	4	-	-	-	-	
9	09160-06027	WASHER	4	4	-	-	-	-	
10	08321-21068	LOCK WASHER	4	4	-	-	-	-	
11	08311-11068	NUT	4	4	-	-	-	-	
12	53211-28000	BRACE, front fender	1	1	-	-	-	-	
13	01112-06168	BOLT	4	4	-	-	-	-	
14	09160-06027	WASHER, fender brace	6	6	-	-	-	-	
15	09320-08007	CUSHION, fender brace	4	4	-	-	-	-	
16	09180-06038	SPACER, fender brace	4	4	-	-	-	-	
17	09100-08055	BOLT, front fender	-	-	4	-	-	-	
18	08321-21088	LOCK WASHER	-	-	4	-	-	-	
19	01122-08168	BOLT, fender front	-	-	-	4	4	4	
20	08321-21088	LOCK WASHER	-	-	-	4	4	4	
21	08322-21068	WASHER	-	-	8	2	-	-	
22	08321-21068	LOCK WASHER	-	-	4	1	-	-	
23	08311-11068	NUT	-	-	4	1	-	-	
24	09100-06026	BOLT, front fender	-	-	4	-	-	-	

FIG.45 HANDLE SWITCH RH

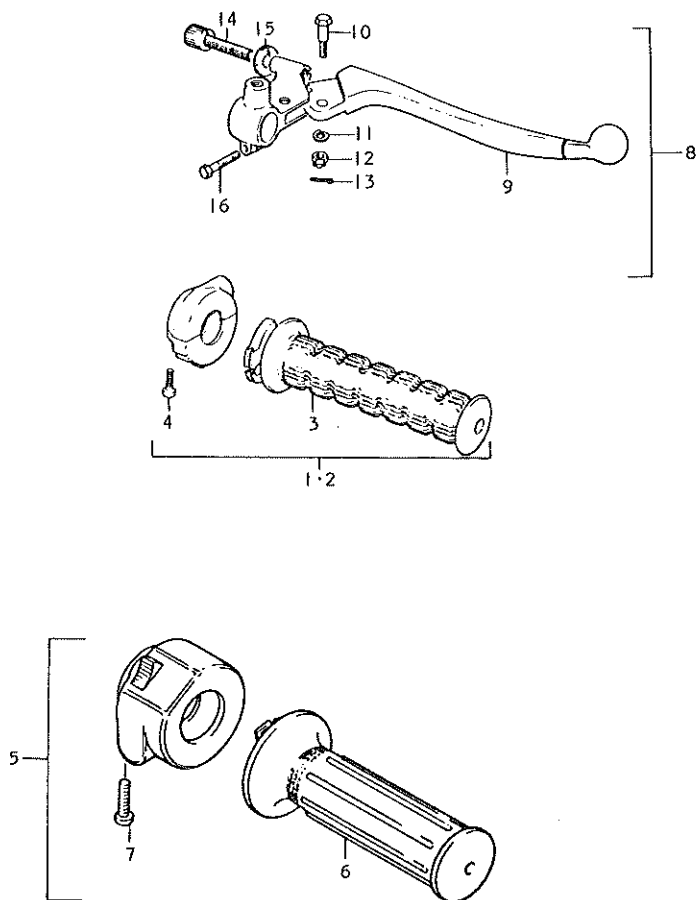


FIG.45 HANDLE SWITCH RH

Ref.No.	Part No.	Description	Q'ty					Remarks	
			R	J	K	L	M		A
1	57100-28010	GRIP ASSY, throttle	1	1	1	1	-	-	
2	57100-28600	GAIP ASSY, throttle	-	-	-	-	1	-	
3	57110-28010	GRIP, throttle	1	1	1	1	1	-	
4	02111-05207	SCREW	2	2	2	2	2	-	
5	57100-28630	GRIP ASSY, throttle	-	-	-	-	-	1	
6	57110-28630	GRIP, throttle	-	-	-	-	-	1	
7	02111-05207	SCREW	-	-	-	-	-	1	
8-1	57300-33010	LEVER/SWITCH ASSY, brake	1	1	1	-	-	-	to 57300-30701 use with 56741-31700
8-2	57300-30701	LEVER/SWITCH ASSY, brake	-	-	-	1	1	1	
9	57420-33010	LEVER, brake	1	1	1	1	1	1	from 57420-18601
10	57431-11010	BOLT, lever	1	1	1	1	1	1	
11	08321-21068	LOCK WASHER	1	1	1	1	1	1	
12	57433-11010	NUT, lever	1	1	1	1	1	1	
13	04111-16158	COTTER PIN	1	1	1	1	1	1	
14	57441-11010	ADJUSTER, cable	1	1	1	1	1	1	
15	57442-11010	NUT, adjuster	1	1	1	1	1	1	
16-1	57451-11010	BOLT	1	1	1	1	-	-	to 01112-06208
16-2	01112-06208	BOLT	-	-	-	-	1	1	

FIG.46 HANDLE SWITCH LH

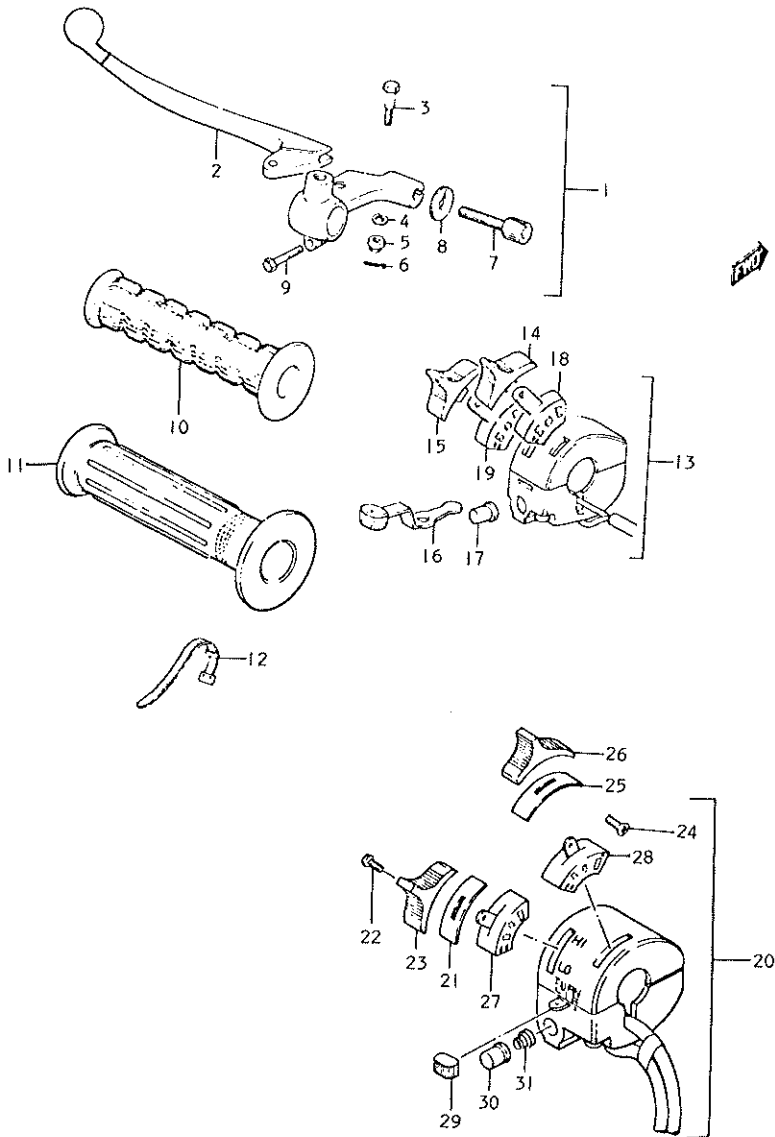


FIG.46 HANDLE SWITCH LH

Ref.No.	Part No.	Description	Q'ty						Remarks
			R	J	K	L	M	A	
1-1	57500-18610	LEVER ASSY, clutch	1	1	1	-	-	-	
1-2	57500-18012	LEVER ASSY, clutch	-	-	-	1	-	-	
1-3	57500-26012	LEVER ASSY, clutch	-	-	-	-	1	1	
2	57620-31010	•LEVER, clutch	1	1	1	1	1	1	
3	57431-11010	•BOLT, lever	1	1	1	1	1	1	
4	08321-21068	•LOCK WASHER	1	1	1	1	1	1	
5	57433-11010	•NUT, lever	1	1	1	1	1	1	
6	04111-16158	•COTTER PIN	1	1	1	1	1	1	
7	57441-11010	•ADJUSTER, cable	1	1	1	1	1	1	
8	57442-11010	•NUT, cable adjuster	1	1	1	1	1	1	
9-1	57451-11010	•BOLT, clutch holder	1	1	1	1	-	-	to 01112-06208
9-2	01112-06208	•BOLT, clutch holder	-	-	-	-	1	1	
10	57211-15110	GRIP, LH	1	1	1	1	1	-	
11	57211-28600	GRIP, LH	-	-	-	-	-	1	
12	09407-12402	BAND, switch harness	1	1	2	2	2	1	
13-1	57700-28050	SWITCH ASSY, handle LH	1	1	-	-	-	-	to 57700-28051
13-2	57700-28051	SWITCH ASSY, handle LH	-	-	1	-	-	-	
13-3	57700-28640	SWITCH ASSY, handle LH	-	-	-	1	1	-	to 57700-28641
14-1	57712-28050	•KNOB, lighting switch	1	1	1	1	-	-	to 57712-28051
14-2	57712-28051	•KNOB, lighting switch	-	-	-	-	1	-	
15	57713-28050	•KNOB, dimmer switch	1	1	1	1	1	-	
16	57742-28050	•KNOB, turn signal switch	1	1	1	1	1	-	
17	57751-28050	•BUTTON, horn	1	1	1	1	1	-	
18	57730-28630	•SLIDING BLOCK, lighting	-	-	-	1	1	-	
19-1	57530-28050	•SLIDING BLOCK, dimmer	-	-	-	-	1	-	to 57530-28051
19-2	57530-28051	•SLIDING BLOCK, dimmer	-	-	-	-	1	-	

FIG.46 HANDLE SWITCH LH

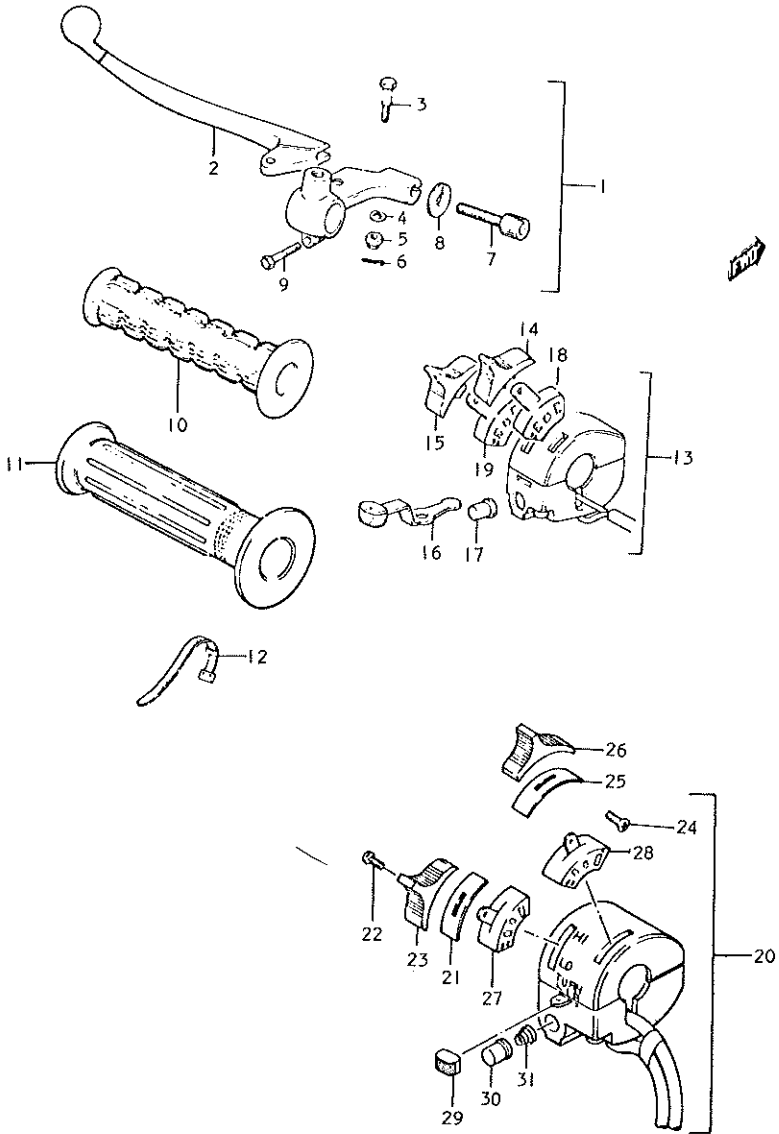




FIG.46 HANDLE SWITCH LH

Ref.No.	Part No.	Description	Q'ty					Remarks
			R	J	K	L	M	
20	57700-28642	SWITCH ASSY, handle LH	-	-	-	-	-	1 from 57700-28641
21	57719-28050	·PLATE, dimmer switch	-	-	-	-	-	1
22	03221-03088	·SCREW	-	-	-	-	-	1
23	57713-28050	·KNOB, dimmer switch	-	-	-	-	-	1
24	03221-03108	·SCREW	-	-	-	-	-	1
25	57714-28051	·PLATE, lighting switch	-	-	-	-	-	1
26	57712-28052	·KNOB, lighting switch	-	-	-	-	-	1
27	57530-28051	·BLOCK, dimmer switch	-	-	-	-	-	1
28	57730-28631	·BLOCK, lighting switch	-	-	-	-	-	1
29	57742-28050	·KNOB, turn signal switch	-	-	-	-	-	1
30	57751-28050	·BUTTON, horn	-	-	-	-	-	1
31	57761-28050	·SPRING, horn button	-	-	-	-	-	1

FIG. 47 REAR SWINGING ARM

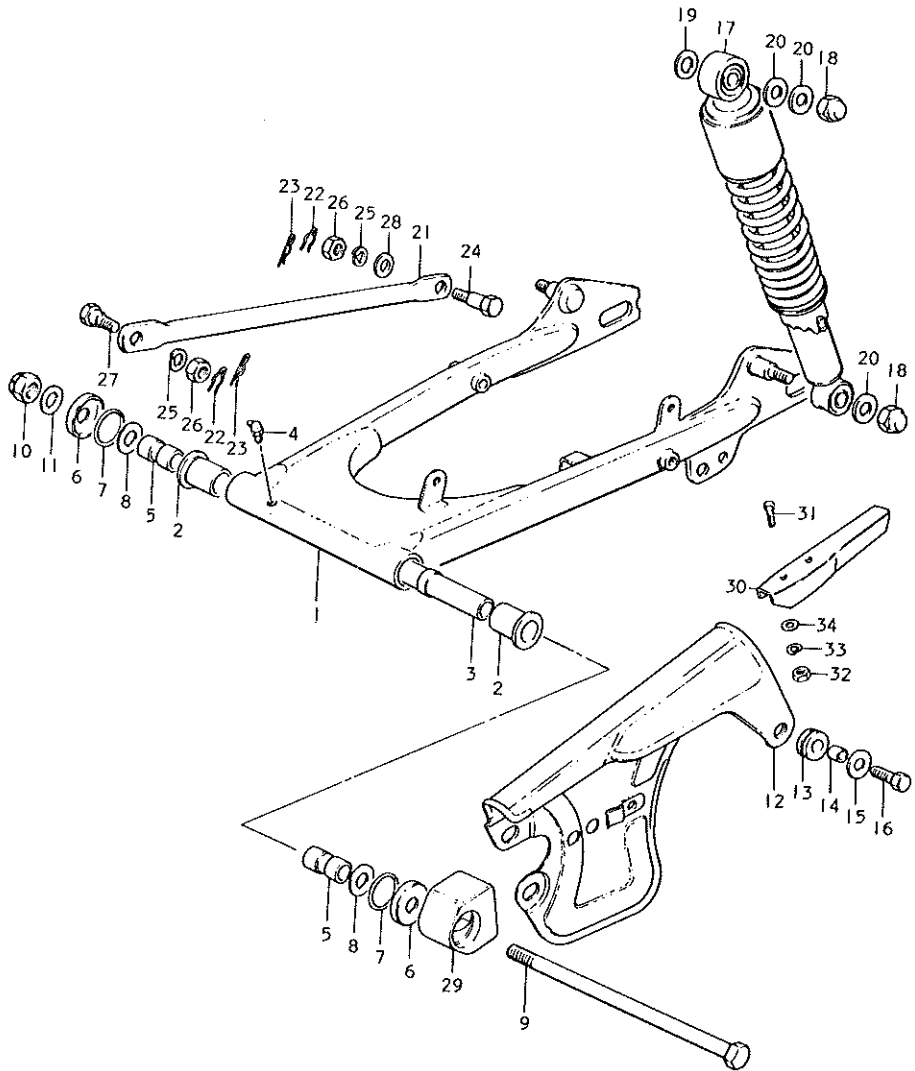


FIG.47 REAR SWINGING ARM

Ref.No.	Part No.	Description	Q'ty						Remarks
			R	J	K	L	M	A	
1-1	61100-28840-019	REAR SWINGING ARM SET	1	1	-	-	-	-	to 61100-28841-019
1-2	61100-28841-019	REAR SWINGING ARM SET	-	-	1	1	-	-	to 61100-28860-019
									use with 43600-28000
									43600-36200
1-3	61100-28860-019	REAR SWINGING ARM SET	-	-	-	-	1	1	
2	09307-18001	·BUSH, rear swinging arm	2	2	2	2	2	2	
3	61280-28000	·SPACER, arm center	1	1	1	1	1	1	
4	08351-31008	·GREASE NIPPLE	1	1	1	1	1	1	
5	61251-28000	SPACER, arm pivot	2	2	2	2	2	2	
6	61262-09200	COVER, dust seal	2	2	2	2	2	2	
7	09280-24001	DUST SEAL	2	2	2	2	2	2	
8	09160-12005	THRUST WASHER	2	2	2	2	2	2	
9-1	61211-28600	SHAFT, pivot	1	1	1	1	-	-	to 61211-28001
9-2	61211-28001	SHAFT, pivot	-	-	-	-	1	1	
10-1	09159-12101	NUT, pivot	1	1	1	1	-	-	to 09159-12102
10-2	09159-12102	NUT, pivot	-	-	-	-	1	1	
11	08322-11128	WASHER	1	1	1	1	1	1	
12-1	61310-28000-126	CHAIN CASE	1	1	1	1	1	-	
12-2	61310-28000-019	CHAIN CASE	-	-	-	-	-	1	
13	09320-08007	CUSHION, chain case	3	3	3	3	3	3	
14	09180-07005	SPACER, chain case	3	3	3	3	3	3	
15	09160-06027	WASHER, chain case	3	3	3	3	3	3	
16	01112-06128	BOLT	3	3	3	3	3	3	
17-1	62100-28600	SHOCK ABSORBER ASSY, rear	2	2	2	-	-	-	Chrome-plated
17-2	62100-28601	SHOCK ABSORBER ASSY, rear	-	-	-	2	-	-	Chrome-plated
17-3	62100-28602	SHOCK ABSORBER ASSY, rear	-	-	-	-	2	2	
18	08313-11107	NUT	4	4	4	4	4	4	

FIG.47 REAR SWINGING ARM

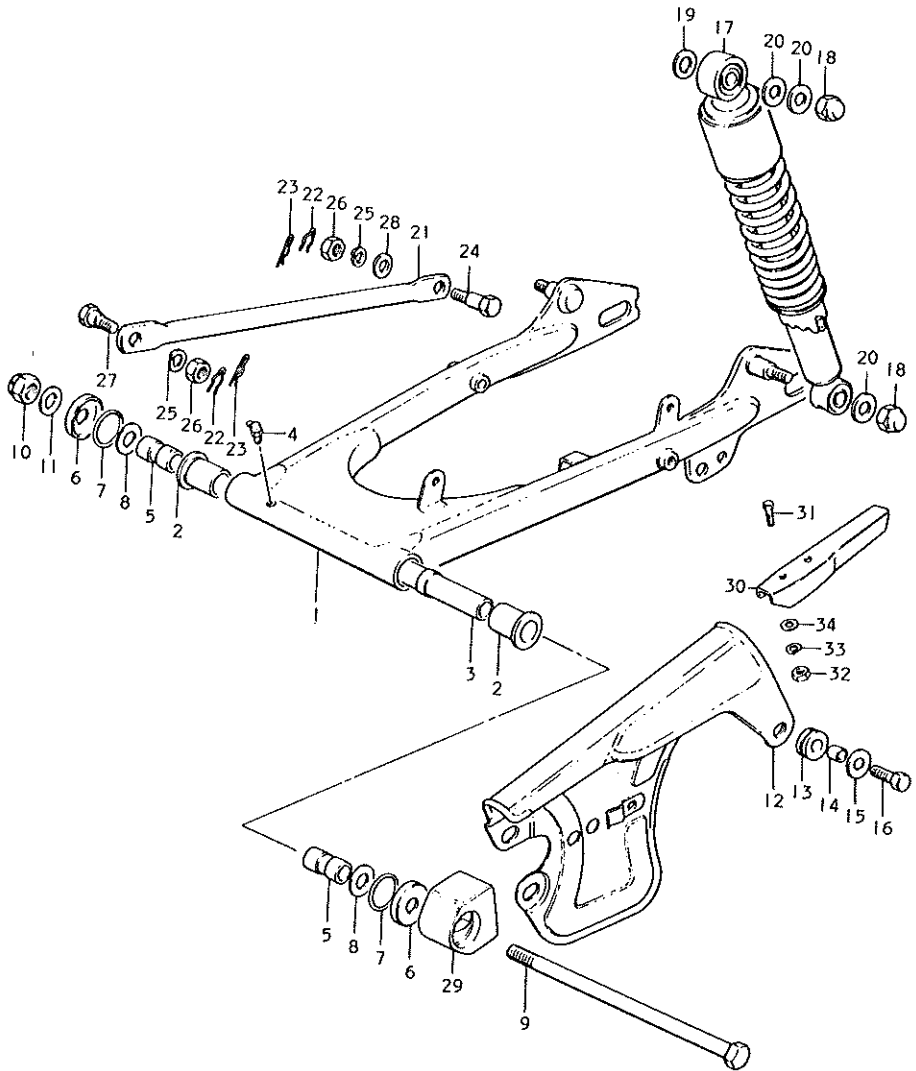


FIG.47 REAR SWINGING ARM

Ref.No.	Part No.	Description	Q'ty						Remarks
			R	J	K	L	M	A	
19	08322-11128	WASHER	2	2	2	2	2	2	
20	09160-10001	WASHER	6	6	6	6	6	6	
21	64311-28000	TORQUE LINK, rear	1	1	1	1	1	1	
22	09384-06001	CLIP, rear torque link	2	2	2	-	-	-	
23	09385-10001	CLIP, rear torque link	-	-	-	2	2	2	
24	09111-08013	BOLT, rear brake panel	1	1	1	1	1	1	
25	08321-21088	LOCK WASHER	2	2	2	2	2	2	
26	09140-08008	NUT, rear torque link	2	2	2	2	2	2	
27	09111-08015	BOLT, rear torque link	1	1	1	1	1	1	
28	08322-11088	WASHER	-	-	-	-	-	1	
29-1	61273-28000	BUFFER, chain defense	1	1	1	1	-	-	to 61273-28001
29-2	61273-28001	BUFFER, chain defense	-	-	-	-	1	1	

FIG. 48 REAR FENDER

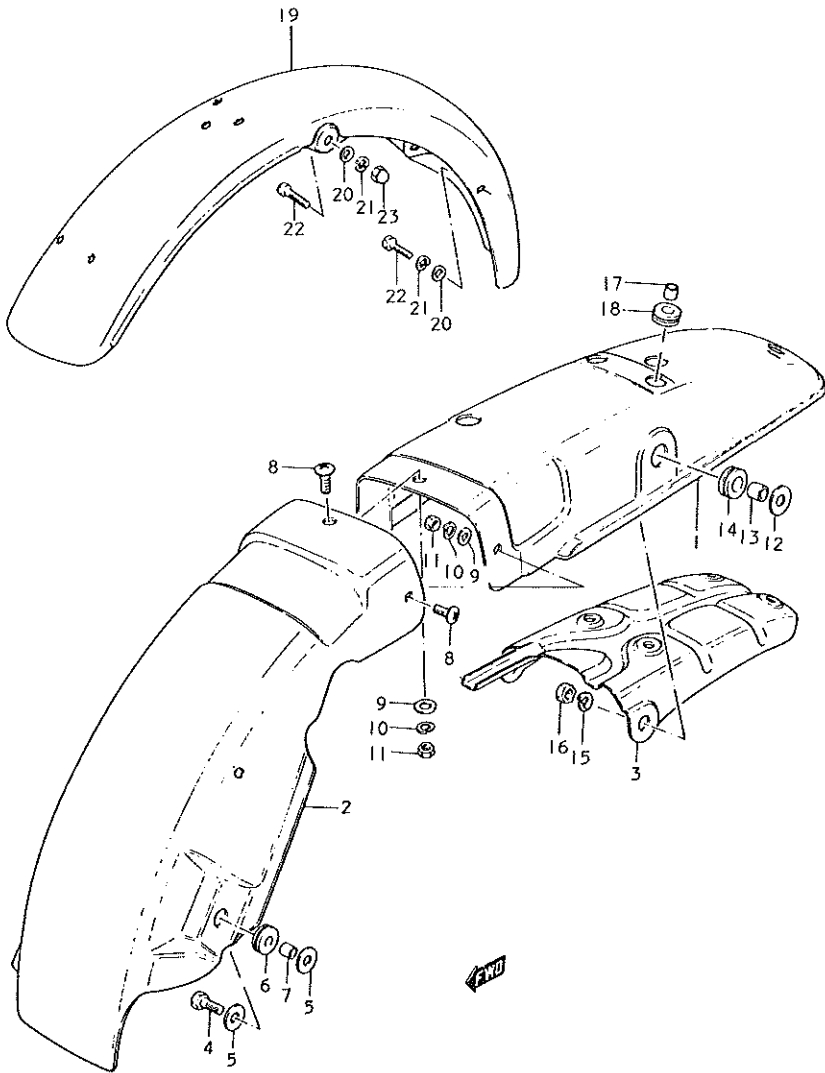


FIG.48 REAR FENDER

Ref.No.	Part No.	Description	Q'ty						Remarks
			R	J	K	L	M	A	
1-1	63113-28000-137	BODY, rear fender rear	1	-	-	-	-	-	to 63113-28000 -737
1-2	63113-28000-163	BODY, rear fender rear	1	-	-	-	-	-	to 63113-28000 -737
1-3	63113-28000-737	BODY, rear fender rear	1	-	-	-	-	-	
1-4	63113-28000-184	BODY, rear fender rear	-	1	-	-	-	-	
2	63112-28000	BODY, rear fender front	1	1	-	-	-	-	to 63110-28600
3	63120-28000	REINFORCEMENT, rear fender	1	1	-	-	-	-	
4	01112-06168	BOLT	2	2	2	-	-	-	
5	09160-06027	WASHER, rear fender front	4	4	4	-	-	-	
6	09320-08007	CUSHION	2	2	2	-	-	-	
7	09180-06038	SPACER	2	2	2	-	-	-	
8	02141-05127	SCREW	3	3	-	-	-	-	
9	08322-11058	WASHER	3	3	-	-	-	-	
10	08321-21058	LOCK WASHER	3	3	-	-	-	-	
11	08311-11058	NUT	3	3	-	-	-	-	
12	09160-10031	WASHER, fender side	2	2	-	-	-	-	to 09160-10041
13	09180-10026	SPACER, fender side	2	2	-	-	-	-	
14	09320-12011	CUSHION, fender side	2	2	-	-	-	-	
15	08321-21108	LOCK WASHER	2	2	-	-	-	-	
16	08312-31108	NUT	2	2	-	-	-	-	

FIG.48 REAR FENDER

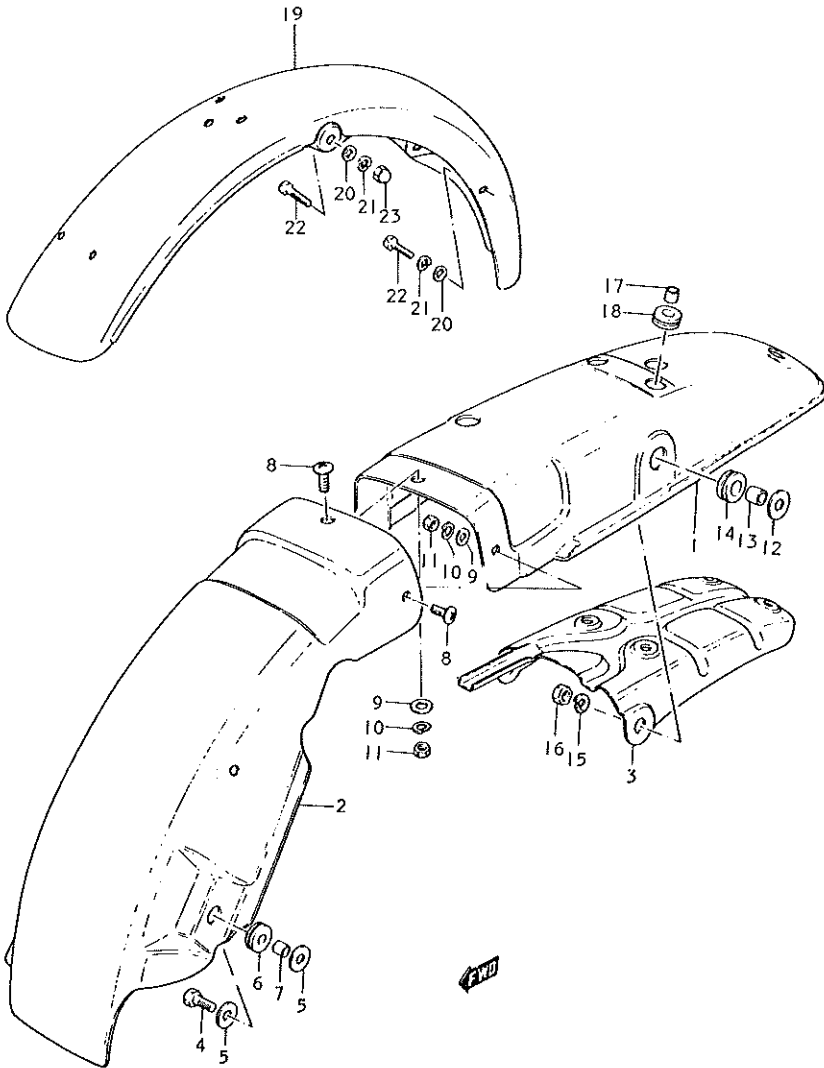




FIG.48 REAR FENDER

Ref.No.	Part No.	Description	Q'ty						Remarks
			R	J	K	L	M	A	
17	09180-06038	SPACER, fender rear	4	4	-	-	-	-	
18	09320-08007	CUSHION, fender rear	4	4	-	-	-	-	
19	63110-28100	FENDER, rear	-	-	1	-	-	-	
20	08322-21088	WASHER	-	-	4	-	-	-	
21	08321-21088	LOCK WASHER	-	-	4	-	-	-	
22	09100-08085	BOLT	-	-	4	-	-	-	8x16
23	08313-11087	NUT	-	-	2	-	-	-	

FIG.49 REAR FENDER

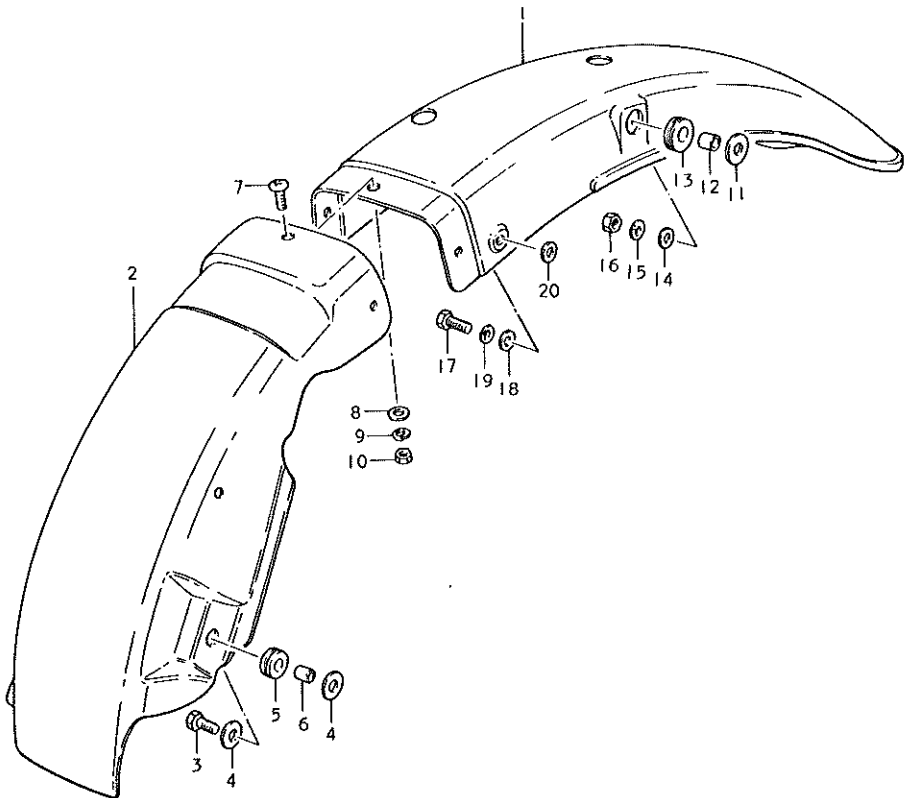


FIG. 49 REAR FENDER

Ref.No.	Part No.	Description	Q'ty					Remarks
			R	J	K	L	M	
1-1	63110-28500	BODY, rear fender rear	-	-	-	1	1	-
1-2	63110-28501	BODY, rear fender rear	-	-	-	1	1	-
2-1	63112-28000	BODY, rear fender front	-	-	-	1	-	to 63110-28600
2-2	63110-28600	BODY, rear fender front	-	-	-	-	1	to 63110-28001
3	01112-06168	BOLT	-	-	-	2	2	-
4	09160-06027	WASHER, rear fender front	-	-	-	4	4	-
5	09320-08007	CUSHION	-	-	-	2	2	-
6	09180-06038	SPACER	-	-	-	2	2	-
7	02141-05127	SCREW	-	-	-	3	3	-
8	08322-11058	WASHER	-	-	-	3	3	-
9	08321-21058	LOCK WASHER	-	-	-	3	3	-
10	08311-11058	NUT	-	-	-	3	3	-
11-1	09160-10031	WASHER, fender side	-	-	-	2	-	to 09160-10041
11-2	09160-10041	WASHER, fender side	-	-	-	-	2	-
12	09180-10026	SPACER, fender side	-	-	-	2	2	-
13	09320-12011	CUSHION, fender side	-	-	-	2	2	-
14	09160-10041	WASHER, fender side	-	-	-	-	2	-
15	08321-21108	LOCK WASHER	-	-	-	2	2	-
16	08312-31108	NUT	-	-	-	2	2	-
17	01112-06128	BOLT	-	-	-	2	2	-
18	08322-21068	WASHER	-	-	-	2	2	-
19	08321-21068	LOCK WASHER	-	-	-	2	2	-
20	09160-10041	WASHER	-	-	-	2	2	-

FIG. 50 REAR FENDER

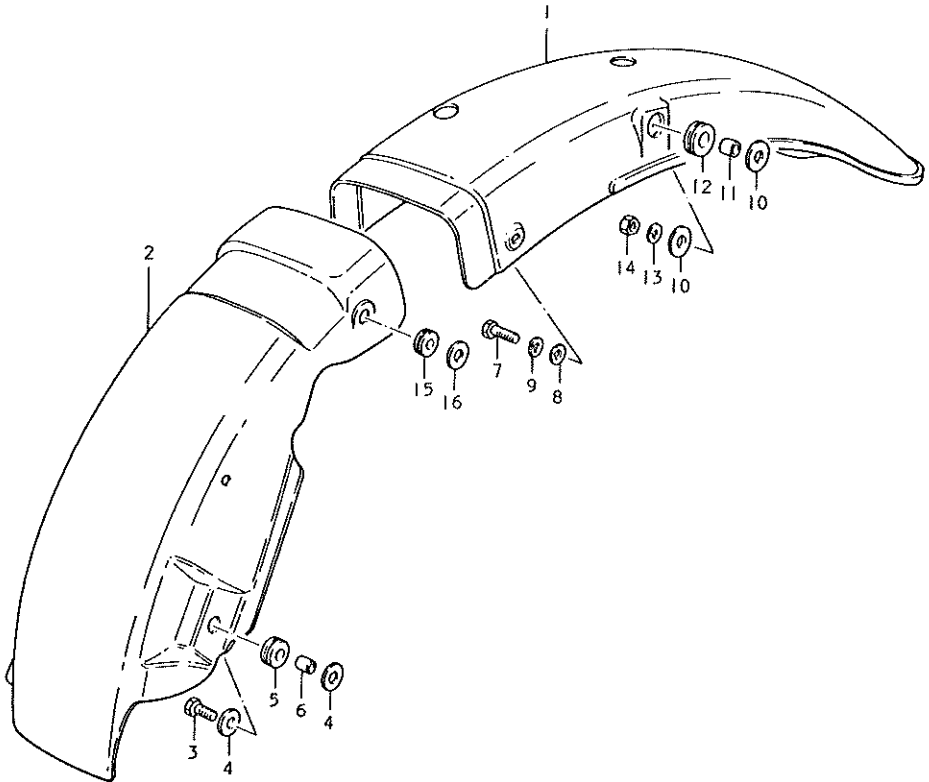


FIG.50 REAR FENDER

Ref.No.	Part No.	Description	Q'ty					Remarks
			R	J	K	L	M	
1	63110-28501	BODY, rear fender rear	-	-	-	-	-	1
2	63112-28001	BODY, rear fender front	-	-	-	-	-	1
3	01112-06168	BOLT	-	-	-	-	-	2
4	09160-06027	WASHER	-	-	-	-	-	4
5	09320-08007	CUSHION	-	-	-	-	-	2
6	09180-06038	SPACER	-	-	-	-	-	2
7	01112-06128	BOLT	-	-	-	-	-	2
8	08322-21068	WASHER	-	-	-	-	-	2
9	08321-21068	LOCK WASHER	-	-	-	-	-	2
10	09160-10041	WASHER	-	-	-	-	-	4
11	09180-10026	SPACER	-	-	-	-	-	2
12	09320-12011	CUSHION	-	-	-	-	-	2
13	08321-21108	LOCK WASHER	-	-	-	-	-	2
14	08312-31108	NUT	-	-	-	-	-	2
15	09320-05006	CUSHION	-	-	-	-	-	2
16	09160-06007	WASHER	-	-	-	-	-	2

FIG. 51 REAR WHEEL

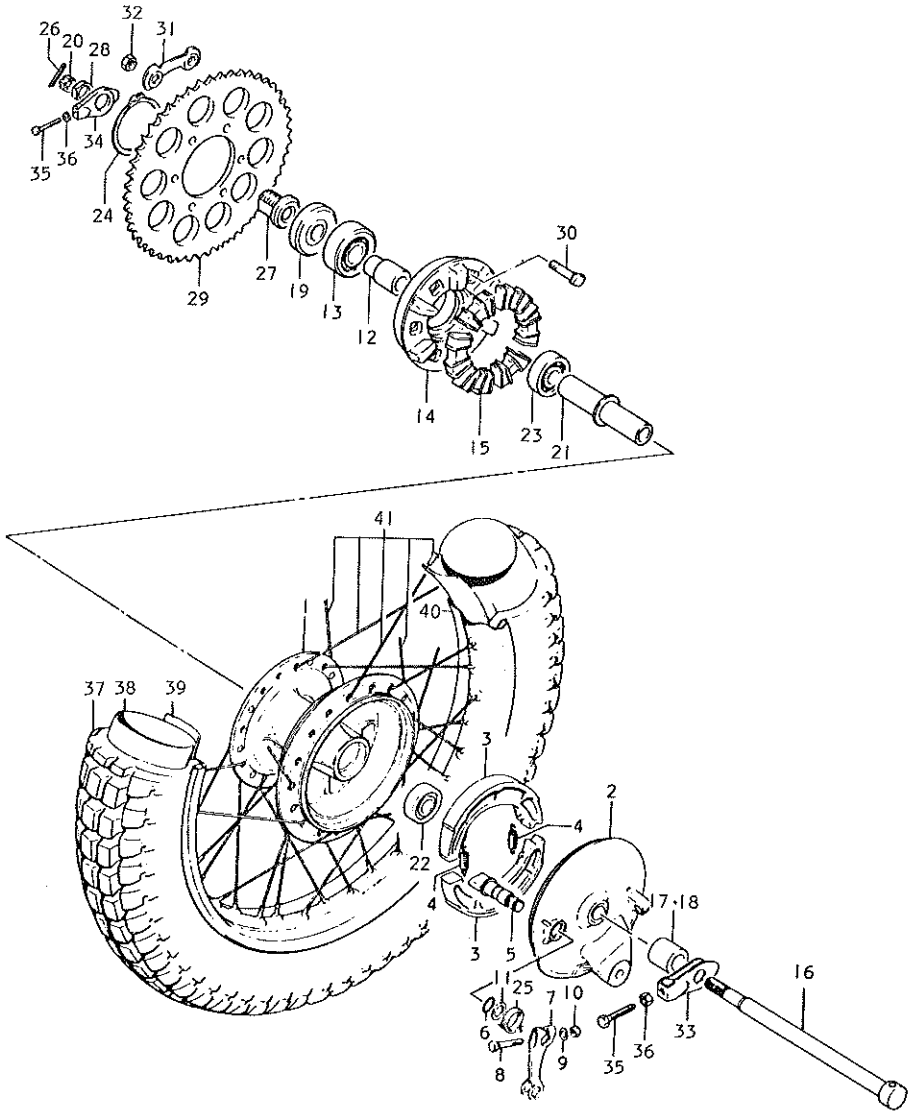


FIG. 51 REAR WHEEL

Ref.No.	Part No.	Description	Q'ty						Remarks
			R	J	K	L	M	A	
1-1	64110-28001	HUB, rear wheel	1	1	1	1	-	-	to 64110-28002
1-2	64110-28002	HUB, rear wheel	-	-	-	-	1	-	
1-3	64110-28400	HUB, rear wheel	-	-	-	-	-	1	
2-1	64210-28002	PANEL	1	1	1	-	-	-	to 64210-25500
2-2	64210-25500	PANEL	-	-	-	1	-	-	to 64210-28003
2-3	64210-28003	PANEL	-	-	-	-	1	1	
3-1	54410-07001	SHOE, brake	2	2	2	2	-	-	to 54410-07002
3-2	54410-07002	SHOE, brake	-	-	-	-	2	2	
4	09443-07001	SPRING, brake shoe	2	2	2	2	2	2	
5-1	54441-28001	CAM, brake	1	1	1	-	-	-	to 54441-01002
5-2	54441-07001	CAM, brake	-	-	-	1	-	-	to 54441-01002
5-3	54441-01002	CAM, brake	-	-	-	-	1	1	
6	09280-12001	DUST SEAL, brake cam	1	1	1	1	1	1	
7	64451-28000	LEVER, brake cam	1	1	1	1	1	1	
8	09100-06050	BOLT, cam lever	1	1	1	1	1	1	
9	08322-21068	WASHER	1	1	1	1	1	1	
10	08311-11068	NUT	1	1	1	1	1	1	
11	09160-12011	WASHER, dust seal	1	1	1	1	1	1	
12	64733-28400	HOLDER, mounting drum	-	-	-	-	-	1	
13	08123-62040	BALL BEARING	-	-	-	-	-	1	
14-1	64610-28001	DRUM, sprocket mounting	1	1	1	1	1	-	
14-2	64611-28400	DRUM, sprocket mounting	-	-	-	-	-	1	
15-1	64650-28000	SHOCK ABSORBER	6	6	6	-	-	-	to 64650-28001
15-2	64650-28001	SHOCK ABSORBER	-	-	-	6	-	-	to 64650-28002
15-3	64650-28002	SHOCK ABSORBER	-	-	-	-	6	-	
15-4	64650-28400	SHOCK ABSORBER	-	-	-	-	-	6	
16	64711-28001	AXLE, rear	1	1	1	1	1	1	

FIG. 51 REAR WHEEL

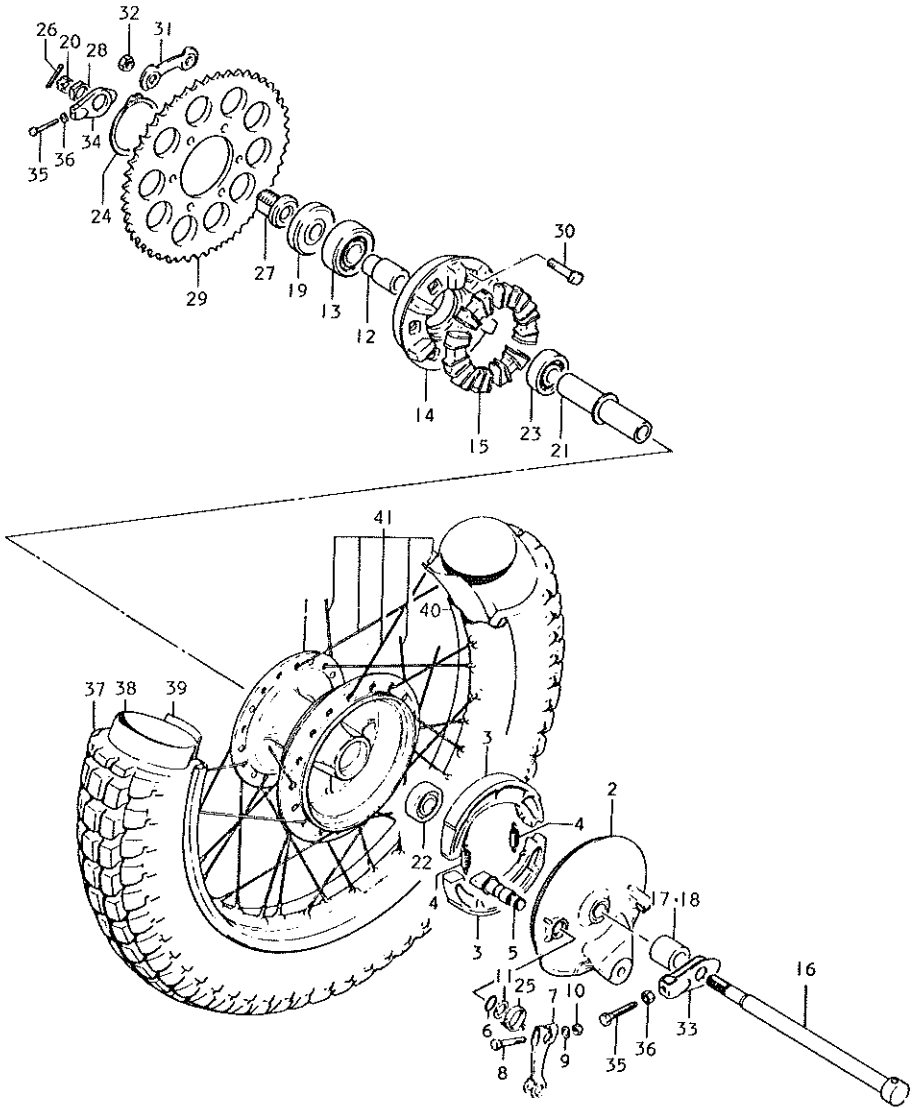




FIG.51 REAR WHEEL

Ref.No.	Part No.	Description	Q'ty						Remarks
			R	J	K	L	M	A	
17	09180-15010	SPACER, rear axle RH	1	1	1	1	-	-	to 09180-15038
18	09180-15038	SPACER, rear axle RH	-	-	-	-	1	1	
19-1	64750-28000	SPACER, rear axle LH	1	1	1	1	1	-	
19-2	64750-28400	SPACER, rear axle LH	-	-	-	-	-	1	
20	08314-31128	NUT	1	1	1	1	1	1	
21-1	64730-28000	SPACER, bearing	1	1	-	-	1	-	
21-2	64730-38000	SPACER, bearing	-	-	1	1	-	-	to 64730-28000
21-3	09180-15039	SPACER, bearing	-	-	-	-	-	1	
22	08143-62020	BALL BEARING, RH	1	1	1	1	1	2	
23	08123-63020	BALL BEARING, LH	1	1	1	1	1	-	
24	08331-11558	CIRCLIP	1	1	1	1	1	-	
25	09448-27003	SPRING, cam lever	1	1	1	1	1	1	
26	04111-30308	COTTER PIN	1	1	1	1	1	1	
27-1	64791-28000	SPACER, chain adjuster LH	1	1	1	-	-	-	
27-2	64791-28001	SPACER, chain adjuster LH	1	1	1	1	1	1	
28	09140-18001	NUT, chain adjuster spacer	1	1	1	1	1	1	
29-1	64511-28000	SPROCKET, rear	1	1	1	1	1	1	NT:50
29-2	64511-28700	SPROCKET, rear	1	1	1	1	-	-	NT:49, OPT
29-3	64511-28710	SPROCKET, rear	1	1	1	1	-	-	NT:51, OPT
30-1	09105-08001	BOLT, rear sprocket	-	6	6	6	-	-	
30-2	09105-08006	BOLT, rear sprocket	6	-	-	-	6	-	
30-3	09105-08007	BOLT, rear sprocket	-	-	-	-	-	6	
31	09169-08013	WASHER, rear sprocket	3	3	3	3	3	3	
32-1	09140-08010	NUT	6	6	6	6	6	-	
32-2	08312-11088	NUT	-	-	-	-	-	6	

FIG. 51 REAR WHEEL

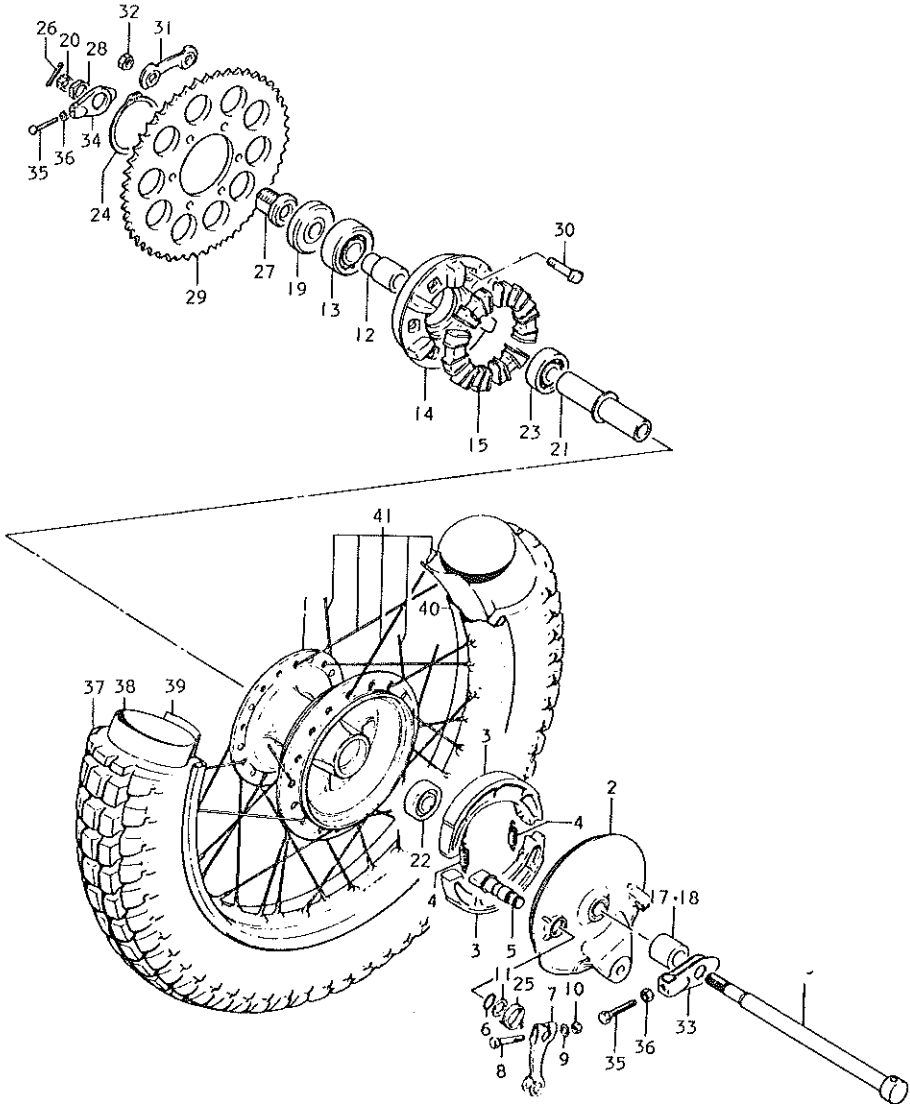


FIG.51 REAR WHEEL

Ref.No.	Part No.	Description	Q'ty					Remarks	
			R	J	K	L	M		A
33-1	61410-28001	ADJUSTER, chain RH	1	1	1	-	-	-	
33-2	61410-28002	ADJUSTER, chain RH	1	1	1	1	1	1	
34-1	61420-28001	ADJUSTER, chain LH	1	1	1	-	-	-	
34-2	61420-28002	ADJUSTER, chain LH	1	1	1	1	1	1	
35-1	09100-06065	BOLT, adjuster	2	2	2	-	-	-	
35-2	09100-08099	BOLT, adjuster	2	2	2	2	2	2	
36	08312-11088	NUT	2	2	2	2	2	2	
37-1	65100-28031	TIRE, rear	1	1	1	1	1	-	3.25-18
37-2	65100-28610	TIRE, rear	-	-	-	-	-	1	semi-knobby
38-1	65200-28030	TUBE ASSY, wheel inner	1	1	1	1	-	-	3.25-18
38-2	65200-18010	TUBE ASSY, wheel inner	-	-	-	-	1	1	
39-1	65261-28030	PROTECTOR, inner tube	1	1	1	1	1	-	
39-2	55261-11010	PROTECTOR, inner tube	-	-	-	-	-	1	
40-1	65311-29021	RIM, rear wheel	1	1	1	1	-	-	
40-2	65311-29022	RIM, rear wheel	-	-	-	-	1	1	
41-1	65300-28807	SPOKE SET, rear	1	1	1	1	-	-	
41-2	65300-28880	SPOKE SET, rear	-	-	-	-	1	1	

FIG. 52 OPTIONAL

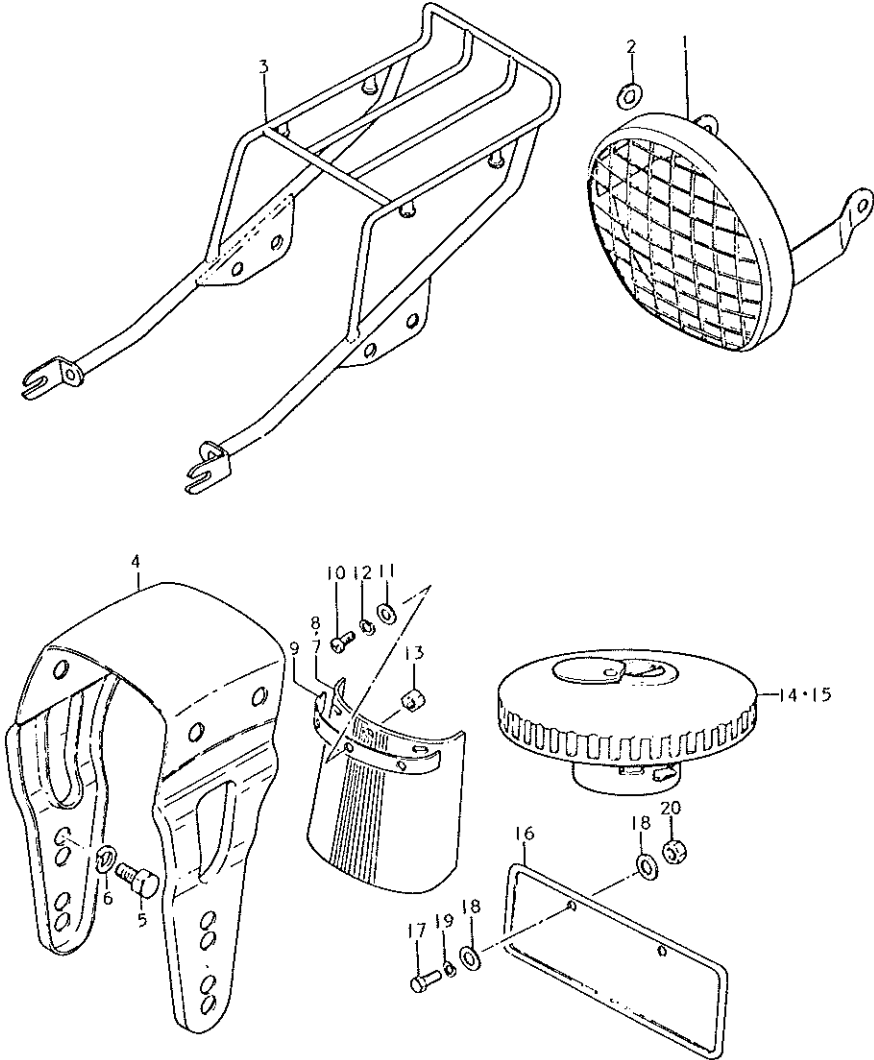


FIG.52 OPTIONAL

Ref.No.	Part No.	Description	Q'ty						Remarks
			R	J	K	L	M	A	
1	48510-30700	PROTECTOR, headlamp	1	-	-	-	-	-	
2	08322-21108	WASHER	2	-	-	-	-	-	
3-1	46310-28001	CARRIER, sports	1	1	1	-	-	-	to 46310-28400
3-2	46310-28400	CARRIER, sports	-	-	-	1	1	1	
4	53211-28700	BRACE, front fender	1	1	-	-	-	-	
5	01122-08128	BOLT	4	4	-	-	-	-	
6	08321-21088	LOCK WASHER	4	4	-	-	-	-	
7	53311-01200	GUARD, mud	1	-	-	-	-	-	to 53311-40000
8	53311-40000	GUARD, mud	-	1	-	-	-	-	
9	53321-28900	PLATE, mud guard	1	1	-	-	-	-	
10	02112-06168	SCREW	3	3	-	-	-	-	
11	08322-21068	WASHER	3	3	-	-	-	-	
12	08321-21168	LOCK WASHER	3	3	-	-	-	-	
13	08311-11068	NUT	3	3	-	-	-	-	
14	44200-22601	CAP ASSY, fuel tank	1	-	-	-	-	-	Key lock type
15	44200-36600	CAP ASSY, fuel tank	-	1	-	-	-	-	to 44200-36601
16	63451-03600	PLATE, rear licence	1	1	-	-	-	1	
17	01112-06128	BOLT	2	2	-	-	-	1	
18	08322-21068	WASHER	4	4	-	-	-	4	
19	08321-21068	LOCK WASHER	2	2	-	-	-	2	
20	08311-11068	NUT	2	2	-	-	-	2	

FIG. 53 OPTIONAL

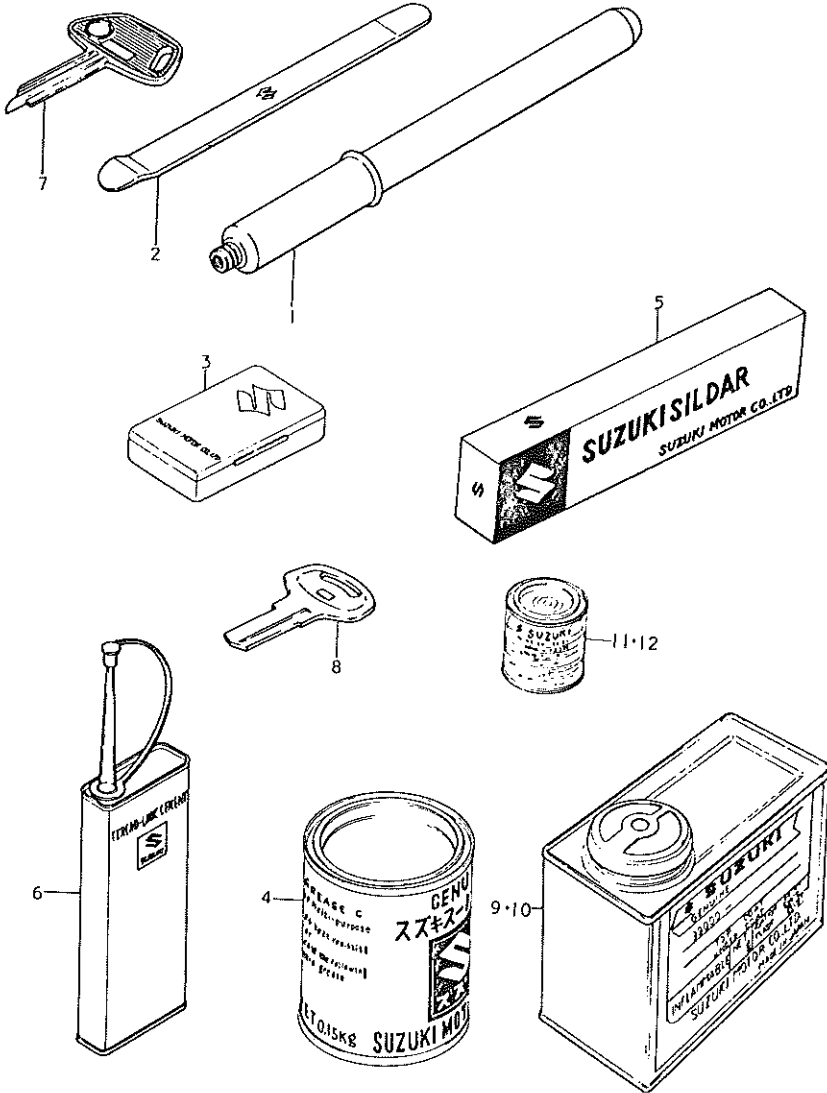


FIG.53 OPTIONAL

Ref.No.	Part No.	Description	Q'ty						Remarks
			R	J	K	L	M	A	
1-1	09821-00002	INFLATOR, air	1	1	1	1	-	-	to 09821-00004
1-2	09821-00004	INFLATOR, air	-	-	-	-	1	1	
2	09285-00002	LEVER, tire	2	2	2	2	2	2	
3	09826-00001	TOOL, tube repairing	1	1	1	1	1	1	
4	99000-25030	GREASE, super	1	1	1	1	1	1	
5	99000-33010	GASKET, liquid	1	1	1	1	1	1	
6	99000-32040	CEMENT, thread lock	1	1	1	1	1	1	NET:200g
7	37145-25700	KEY, blank	1	1	1	-	-	-	
8	37145-19710	KEY, blank	-	-	-	1	1	1	
9-1	99000-10105-019	PAINT (BLACK)	1	1	1	1	1	1	NET:500g
9-2	99000-10105-00N	PAINT (PURE WHITE)	-	-	-	-	-	1	
9-3	99000-10205-126	PAINT (PEARL METALLIC)	1	-	1	1	1	-	
9-4	99000-10105-137	PAINT (DAYTONA BLUE)	1	-	-	-	-	-	
9-5	99000-10105-163	PAINT (ASPEN YELLOW)	1	-	-	-	-	-	
10-1	99000-10105-184	PAINT (STRIP ORANGE)	-	1	-	-	-	-	
10-2	99000-10205-244	PAINT (CANDY BRIGHT ORANGE)	-	1	-	-	-	-	
10-3	99000-10209-244	PAINT (CANDY BRIGHT ORANGE)	-	1	-	-	-	-	
10-4	99000-10205-279	PAINT (CORONADO BLUE)	-	-	-	1	-	-	
10-5	99000-10205-293	PAINT (LAREDO RED)	-	-	1	-	-	-	
10-6	99000-10105-291	PAINT (BLACK)	-	-	-	-	-	1	
10-7	99000-10205-737	PAINT (STAR DUST SILVER METALLIC)	-	-	-	-	1	-	

FIG. 53 OPTIONAL

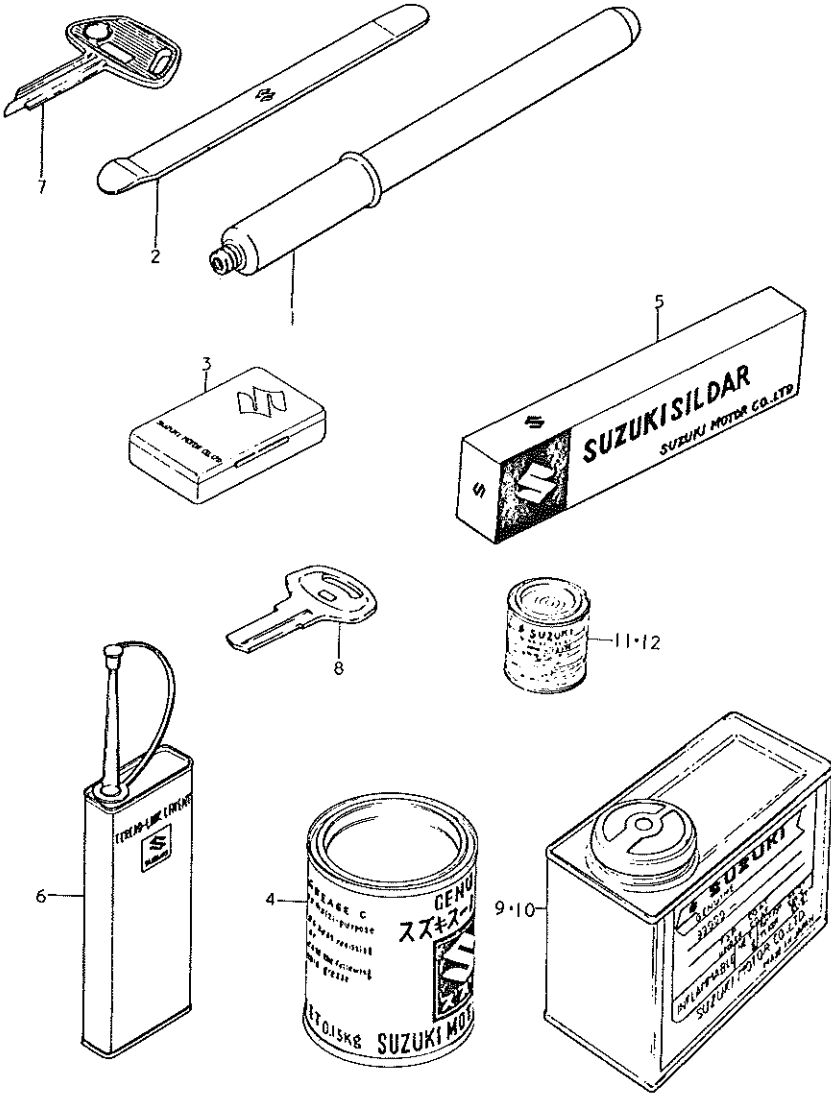




FIG.53 OPTIONAL

Ref.No.	Part No.	Description	Q'ty						Remarks
			R	J	K	L	M	A	
11-1	99000-10109-019	PAINT (BLACK)	1	1	1	1	1	1	NT:90g
11-2	99000-10109-00N	PAINT (PURE WHITE)	-	-	-	-	-	1	
11-3	99000-10209-126	PAINT (PEARL METALLIC)	1	1	1	1	1	-	
11-4	99000-10109-137	PAINT (DAYTONA BLUE)	1	-	-	-	-	-	
11-5	99000-10109-163	PAINT (ASPEN YELLOW)	1	-	-	-	-	-	
11-6	99000-10109-184	PAINT (STRIP ORANGE)	-	1	-	-	-	-	
12-1	99000-10209-279	PAINT (CORONADO BLUE)	-	-	-	1	-	-	
12-2	99000-10209-293	PAINT (LAREDO RED)	-	-	1	-	-	-	
12-3	99000-10109-291	PAINT (BLACK)	-	-	-	-	-	1	
12-4	99000-10209-737	PAINT (STAR DUST SILVER METALLIC)	-	-	-	-	1	-	
	11400-28850	GASKET SET	1	1	1	1	-	-	
	11400-28860	GASKET SET	-	-	-	-	-	1	





## PARTS NUMBER INDEX

Part No.	Page-Ref.No.	Part No.	Page-Ref.No.	Part No.	Page-Ref.No.
<b>10000</b>					
11111-27300	1-01-1	12140-28720	6-02-3	13700-28111	8-01-2
11111-27301	1-01-2	12151-28000	6-03	13700-28211	8-01-3
11111-28400	1-02	12161-12000	6-07-1	13700-28530	8-01-4
11111-28402	2-01	12161-28300	6-07-2	13780-28210	8-02-1
11141-28000	1-03	12200-28300	6-05-3	13780-28211	8-02-2
11141-28382	2-02	12200-28830	6-05-2	13780-28630	8-02-3
11151-16400	1-15	12211-28000	6-09	13781-28210	9-03
11151-25000	1-13	12221-28001	6-11	13881-28001	8-07-1
	2-06	12261-28002	6-12	13881-28002	8-07-2
11210-28000	1-16	12511-28002	6-15	14181-28080	9-01
11210-28002	2-11	12521-28002	3-21	14182-28000	9-02
11241-28000	1-17	13125-28000	1-23	14184-28610	9-03
11241-28600	2-12	13125-28001	2-18	14301-28610	9-07
11251-28000	1-14	13129-28000	1-24	14476-28000	9-16
11252-28000	2-17	13129-28001	2-19	14510-28000	9-08
11300-28830	3-01-2	13200-28111	7-0	14630-28001	9-09
11300-28831	3-01-3	13200-28603	7-0	14634-28000	9-10
11300-28850	4-01-2	13251-11010	7-01	14781-28000	9-25-1
11300-28860	5-01	13252-18620	7-02	14781-28600	9-25-2
11300-28870	3-01-4	13253-28010	7-04	14781-28610	9-26
11301-28802	3-01-1	13254-11010	7-03	16100-28010	10-01-2
11341-28001	4-01-1	13259-97010	7-21	16100-28830	10-01-1
11341-28003	4-01-3	13261-28010	7-05	16292-03110	10-02
11351-28001	4-06	13267-15110	7-06-1	16391-05030	10-12
11351-28300	5-06	13267-28110	7-06-2	16731-03100	10-07
11360-28300	5-11	13268-01010	7-08	16760-19001	10-06-1
11361-28001	4-11	13268-03110	7-07	16810-35030	10-08
11361-28400	4-12	13269-15010	7-09	16820-28030	10-09
11380-27300	10-18-2	13294-28010	7-10		
11381-28600	4-14-1	13295-28010	7-11		
11381-28601	4-14-2	13332-97010	7-12-1		
11385-25001	10-18-1	13332-97015	7-12-2		
11400-28850	53-13-1	13333-28010	7-13-1		
11400-28860	53-13-2	13333-29110	7-13-2		
11481-28000	3-02	13333-97010	7-13-3		
11482-28000	4-02	13370-28010	7-14-1	21111-28000	6-19
	5-02	13370-28110	7-14-2	21200-28000	11-01
11483-28000	4-07	13382-03110	7-19	21200-28830	12-01
	5-07	13383-11010	7-16-1	21231-28040	11-02
11491-28000	4-15	13383-33010	7-16-2		12-02
11910-28000	32-02	13392-58600	7-15	21232-28040	11-03
12003-28803	6-05-1	13394-03010	7-17-1		12-03
12110-28000	6-01-1	13394-10010	7-17-2	21241-28000	11-04
12110-28003	6-01-2	13551-28010	7-20		12-04
12110-28710	6-01-3	13573-97010	7-22	21410-28000	11-08
12110-28713	6-01-4	13577-03010	7-23	21410-28700	12-07
12110-28720	6-01-5	13581-28010	7-29	21441-10000	11-09-1
12110-28723	6-01-6	13661-16600	7-24	21441-28300	11-09-2
12140-28010	6-02-1	13681-16601	7-25		12-13
12140-28710	6-02-2	13700-28110	8-01-1	21451-28000	11-10

**20000**

Part No.	Page-Ref.No.	Part No.	Page-Ref.No.	Part No.	Page-Ref.No.
21451-28000	12-14	25600-25101	4-22-2	32800-16421	30-30
21460-28000	11-11	25652-03201	4-23	32800-19061	30-31
21460-28200	12-15	25652-16500	4-24	33410-22220	16-17
23111-28000	11-16		5-17	33500-69810	1-10-2
23121-14000	11-18	25671-19000	14-31-1		2-08
23165-28000	12-16	26211-25000	15-01-1	33503-10801	1-10-1
23200-28001	11-20	26211-28300	15-01-2	33541-22000	1-11-1
23222-07000	11-27	26221-23930	15-03	33541-69010	1-11-2
23241-23000	11-24	26221-25030	15-02-1		2-09
23261-28300	12-19	26222-25000	15-04	33542-98000	1-12
23271-28300	12-23	26222-28300	15-05	33542-98000	2-10
24120-28001	13-01-1	26231-20900	15-06	33610-03610	31-01
24120-28002	13-01-2	26232-01900	15-09	33652-20000	31-03
24120-28003	13-01-3	26240-28001	15-11-1	33652-28000	31-04
24120-28004	13-01-4	26240-28002	15-11-2	33981-18400	29-06
24121-28001	13-02-1	26260-28002	13-29	34100-28010-999	17-01-4
24121-28002	13-02-2	26300-28001	15-20-1	34100-28011-999	17-01-2
24131-28001	13-16	26300-28301	15-20-2	34100-28013	18-02-2
24221-28001	13-03	26300-28302	15-20-3	34100-28610-999	17-01-3
24231-28000	13-04-1	26300-28303	15-20-4	34100-28611	17-01-1
24231-28001	13-04-2	26352-01000	15-21	34100-28613	18-01-2
24231-28002	13-04-3	26431-28001	10-20	34100-28710	18-02-1
24241-28000	13-05	26441-28001	10-21	34100-28720	18-01-1
24251-28001	13-06-1	27511-20000	13-34-1	34101-28013	18-04
24251-28002	13-06-2	27511-20710	13-34-2	34101-28613	18-03
24310-28000	13-17	27511-27100	13-34-3	34173-28010	17-02
24321-28000	13-18	27511-36200	13-34-4	34173-28011	18-05
24331-28001	13-19	27600-36010	13-39-1	34175-28700	18-19
24341-28002	13-20	27600-36011	13-39-2	34200-28010-999	17-05-2
24351-28001	13-21	27620-20210	13-40-1	34200-28011	17-05-1
24741-28001	13-27	27620-36011	13-40-2	34201-28013	18-07
25211-28001	14-01			34270-28010	17-06
25221-28001	14-02			34270-28011	18-08-1
25231-28000	14-03-1			34270-36010	18-08-2
25231-28001	14-03-2			34910-21230	18-22-2
25310-28000	14-08-1			34910-29031	17-22
25310-28700	14-08-2				18-22-1
25322-28030	14-11			34911-28030	17-23
25340-12101	14-14			34928-01030	17-24
25350-28000	14-18			34928-08430	17-27
25351-18000	14-22	32100-28010	16-01-1	34940-10030	17-25-2
	14-31-2	32100-28011	16-01-2		18-23-1
25352-11000	14-25	32102-28010	16-10-1	34940-29031	17-25-1
25370-12100	14-16	32102-28011	16-10-2		18-23-2
25411-05100	14-26	32120-28010	16-02	34940-34030	18-23-3
25510-28000	14-27-1	32130-28010	16-03	34941-29031	17-26
25510-28300	14-27-2	32140-28010	16-04	34950-28010	17-11
25600-05104	4-22-3	32240-28010	16-06	34950-28011	17-10
	5-16	32341-12010	16-08	34950-36010	18-11
25600-25100	4-22-1	32800-16420	30-29	34955-28010	17-12

30000

Part No.	Page-Ref.No.	Part No.	Page-Ref.No.	Part No.	Page-Ref.No.
34955-28010	18-12	35627-43010	24-06	37110-28011	30-01
34956-28010	17-13-2		24-15	37115-30000	30-02
34956-28011	17-13-1	35698-28000	23-14	37115-36000	30-07
	18-13		24-08	37128-36000	30-08-1
34961-28010	17-15	35710-25602	28-01	37128-36001	30-08-2
34961-28011	17-14	35710-28010	25-01	37145-19710	53-08
	18-14-2	35710-28011	26-01	37145-25700	53-07
34961-28012	18-14-1	35710-28111	27-01	37610-53011	30-16-2
34972-28010	17-19	35712-20010	25-02	37610-53012	30-16-1
	18-18	35712-22510	26-02	37710-28000	14-33
35100-25321	21-01	35712-27310	27-02	38500-25330	30-21-2
35100-25322-999	22-01-1		28-02	38500-25331	30-21-3
35100-25323-999	22-01-2	35765-15010	27-04	38500-25332	30-25
35100-28020-999	19-01		28-04	38500-28031	30-18
35100-30021-999	20-01	35765-22210	27-06	38610-25310	23-11
35111-27221	21-03	35765-22210	28-06	38610-25310	24-16
	22-04	35766-15010	27-05	38610-27110	23-10-1
35121-27220	21-02		28-05	38610-28610	23-10-2
35121-30021	20-02	35766-22210	27-07		
35123-25322	22-06		28-07		
35123-25323	22-07	35950-19120	26-05		
35124-20120	19-02		26-14		
35124-27222	22-02		26-18		
35125-20120	19-03		27-09		
35125-27222	22-03		27-19		
35127-20120	19-04	35950-19120	28-09	41100-28001-019	32-01-1
35127-20610	20-05		28-19	41100-28700-019	32-01-2
35128-27221	21-05	35995-29000	26-19	41100-28701-019	32-01-3
	22-08		27-20	41540-28001	31-07
35131-20610	20-04		28-20	41591-28000	32-03
35151-20610	20-07	36610-25301	29-02-1	42310-28000	33-01
35171-25320	21-04	36610-25302	29-02-2	43110-28000	33-05
	22-05-1	36610-25304	29-02-3	43510-28000	33-11-1
35171-27320	22-05-2	36610-28000	29-01	43510-28001	33-11-2
35171-28020	19-06	36620-28500	29-03-1	43520-28000	33-12-1
35171-30021	20-03	36620-28501	29-03-2	43520-28001	33-12-2
35601-27210	23-01-2	36620-28503	29-03-3	43540-28000	33-25-1
35601-28011	23-01-1	36652-28000	29-05	43543-29000	33-25-2
35601-28420	24-01	36670-28000	29-04	43550-25000	33-13-1
35603-28010	23-02-1	36740-15010	30-12	43550-25300	33-13-2
35603-28011	23-02-3	36791-28400	30-14	43550-25301	33-13-3
35603-28110	23-02-2	36852-15670	21-19	43550-25302	33-14
35603-28420	24-10	36852-28400	23-15	43560-25000	33-15-1
35612-20010	23-03	36853-26000	23-09	43560-25300	33-15-2
35612-28620	24-02		27-18	43560-25301	33-15-3
35612-28620	24-11	36862-27690	31-13	43560-25302	33-16
35613-06111	23-04	36870-25030	30-22	43581-25300	33-18
35613-28620	24-03	37110-25312	30-06-1	43600-03001	33-27
	24-12	37110-25313	30-06-2	43600-28000	33-26
35623-06110	23-05	37110-25314	30-06-3	43600-36200	33-28

**40000**

Part No.	Page-Ref.No.	Part No.	Page-Ref.No.	Part No.	Page-Ref.No.
44100-28880-138	34-10	45100-28400-403	36-01-1	51130-28010-126	40-01-2
44100-28880-184	34-11	45100-28401-403	36-01-2	51130-28600	39-02
44100-28880-293	34-12	45100-28402-403	36-02		40-01-1
44101-28810-163	34-18	45210-26000	36-05	51130-36010	41-02
44110-28000-584	34-01-1	45210-26001	36-07	51132-16510	41-08-1
44110-28000-585	34-01-2	45211-26001	36-08	51132-16511	41-08-2
44110-28400-279	34-24	46310-28001	52-03-1	51137-31010	41-46
44110-28600-544	34-02	46310-28400	36-15	51140-28010-126	39-03-2
44110-28640-737	34-29		52-03-2		40-02-2
44110-28671-00N	34-33-2	47111-28000-126	38-01-1	51140-28600	39-03-1
44110-28671-737	34-33-1	47111-28000-184	38-01-2	51140-28600	40-02-1
44110-28824-293	34-06	47111-28600-293	38-01-3	51140-36010	41-03
44200-22601	52-14	47111-28601-293	38-01-4	51140-36011	41-04
44200-33010	34-39-1	47111-28602-126	38-02-1	51146-28310	41-15-1
44200-33011	34-03	47111-28602-184	38-02-2	51146-28311	41-15-2
44200-33011	34-17	47111-28602-279	38-02-4	51147-36010	41-43
	34-23	47111-28602-293	38-02-3	51148-34010	41-44-2
	34-39-2	47111-28602-737	38-02-5	51148-36010	41-44-1
44200-36600	52-15	47111-28610-00N	38-03	51150-25010	40-09-1
44210-12000	34-35	47211-28600-293	38-17-3	51150-25011	39-05
44210-23300	34-37	47211-28601-126	38-18-1	51150-25011	40-09-2
44233-33010	34-44	47211-28601-184	38-18-2	51152-25010	39-07
44238-33010	34-41	47211-28601-279	38-18-4		40-40
44239-33010	34-43	47211-28601-293	38-18-3	51153-08010	40-10-1
44248-12000	34-36	47211-28601-737	38-18-5	51153-08011	39-06
44248-33010	34-40-1	47211-28610-00N	38-19	51153-08011	40-10-2
44248-33011	34-40-2	47211-32000-126	38-17-1		41-05
44300-28070	35-01-1	47211-32000-184	38-17-2	51154-07010	39-08
		48510-30700	52-01		40-08
				51171-28010	39-13
44300-28071	35-01-2			51171-28410	41-19
44300-28817	35-04			51171-29010	40-12
				51172-28010	39-14
44341-28070	35-05				40-14
					41-20
44344-28070	35-03	<b>50000</b>			
		50000-25837	30-09	51173-25010	39-10
44346-28070	35-02	51100-28410-019	41-01-1		40-11
		51100-28410-126	41-01-2		41-16
44541-28000	34-50	51100-28411-291	41-01-3	51180-29010	40-42
		51100-28601	39-01		41-34
44600-31830	37-04-2	51100-29601	40-0	51181-25010	39-09
44600-35820	37-03-2	51100-29620-019	40-0		40-41
44611-28002	37-01-1	51110-28010	39-04	51183-03010	39-19
44611-28610	37-01-2		40-07		40-04
44640-11844	37-05	51111-28410	41-12		41-07
44640-31807	37-04-1	51112-28310	41-14-1	51184-29010	40-13-1
44651-05000	37-02	51112-28311	41-14-2	51184-29011	40-13-2
44660-33808	37-03-1	51118-28310	41-13-1	51186-29620	40-43
44820-28008	37-07-1	51118-28312	41-13-2		41-21
44820-28001	37-07-2	51130-28010-126	39-02-2	51189-29010	40-16

Part No.	Page-Ref.No.	Part No.	Page-Ref.No.	Part No.	Page-Ref.No.
51189-29010	41-35	51540-28019-126	39-16-2	51821-29001	22-13-1
51192-29010	40-15-1		40-21-2	51821-29002	22-13-2
51192-29011	40-15-2	51540-28601	39-16-1	51822-29000	21-12-1
51195-28311	41-47		40-21-1	51822-29001	21-12-2
51311-28011	39-21-1	51540-29620	40-22-1	51827-29000	21-13-1
51311-28011-019	40-28-1	51540-29621	40-22-2	51827-29001	21-13-2
	41-33-1		41-26-1		22-14
51311-28012-019	39-21-2	51540-29630-126	41-26-2	51845-31030	21-14
	40-28-2	51540-29630-291	41-26-3		22-15
	41-33-2	51551-20210	41-27	53100-28610	44-04-1
51311-28210-019	41-33-3	51551-25010	39-18	53100-30700	44-04-2
51351-20010	39-28		40-27	53110-16400	44-03
	40-29	51553-07110	40-23	53110-18200	44-02
	41-36		41-22-1	53111-28601-137	44-01-1
51351-25011	39-23	51553-25010	39-17	53111-28601-163	44-01-2
51356-22010	40-30-1	51553-25010	41-22-2	53111-28601-184	44-01-3
51356-22011	39-29	51554-28010	39-36	53111-28601-737	44-01-4
	40-30-2		40-25	53211-28000	44-12
	41-37-1		41-23	53211-28700	52-04
51356-22012	41-37-2	51557-28010	39-37	53311-01200	52-07
51410-28011	39-11	51557-28010	40-26	53311-40000	52-08
	40-17		41-24	53321-28900	52-09
51410-28012	41-17-1	51558-28010	40-24	54110-07001	42-01-2
51410-28013	41-17-2		41-28	54110-28001	42-01-1
51451-08410	39-31	51611-20001	40-45-1	54210-28001	42-02-1
51451-15112	41-29-1	51611-20002	39-39	54210-28002	42-02-2
51451-15113	39-30		40-45-2	54210-28400	42-02-3
	40-33-1		41-49	54410-01004	42-03-1
	40-33-2	51611-33001	40-46-1	54410-01005	42-03-2
	41-29-2	51611-33002	39-40	54410-07001	42-03-3
51451-28011	40-34-1	51611-33002	40-46-2	54410-07001	51-03-1
	41-30-1		41-50	54410-07002	42-03-4
51451-28012	40-34-2	51621-28000	39-41		51-03-2
	41-30-2		40-47	54441-01002	42-05-3
51453-30010	39-24		41-51		51-05-3
51453-30011	40-37	51621-33001	39-12	54441-07001	42-05-2
	41-42		40-18		51-05-2
51455-28010	39-27		41-18	54441-28001	42-05-1
	40-36-1	51631-28000	39-38		51-05-1
51455-36010	40-36-2		40-44	54451-03002	42-07-2
51455-36010	41-32	51631-28000	41-48	54451-03602	42-07-1
51530-28010-126	39-15-2	51643-25000	40-50-1	54451-28400	42-08
	40-19-2	51643-25001	39-44	54611-28000	42-13-1
51530-28601	39-15-1		40-50-2	54611-28400	42-13-2
	40-19-1		41-54	54621-28000	42-14-1
51530-29620	40-20-1	51810-26000-126	22-12-1	54621-28400	42-14-2
51530-29621	40-20-2	51810-26001-291	22-12-2	54632-01001	42-15
	41-25-1	51810-26600	21-10	54661-07000	42-17
51530-29630-126	41-25-2	51821-29000	21-11-1	54711-28000	42-21-1
51530-29630-291	41-25-3	51821-29001	21-11-2	54711-28303	42-21-3



Part No.	Page-Ref.No.	Part No.	Page-Ref.No.	Part No.	Page-Ref.No.
54711-28401	42-21-2	57500-18012	46-01-2	61310-28000-019	47-12-2
54721-36000	42-31	57500-18610	46-01-1	61310-28000-126	47-12-1
54730-07000	42-26	57500-26012	46-01-3	61410-28001	51-33-1
54751-25500	42-22-1	57530-28050	46-19-1	61410-28002	51-33-2
54892-28000	42-24-1	57530-28051	46-19-2	61420-28001	51-34-1
54892-28001	42-24-2	57530-28051	46-27	61420-28002	51-34-2
54892-28400	42-24-3	57620-31010	46-02	62100-28600	47-17-1
55100-25600	42-36-1	57700-28050	46-13-1	62100-28601	47-17-2
55100-28410	42-36-2	57700-28051	46-13-2	62100-28602	47-17-3
55100-28600	42-36-3	57700-28640	46-13-3	63110-28100	48-19
55200-16510	42-37-2	57700-28642	46-20	63110-28500	49-01-1
55200-28030	42-37-1	57712-28050	46-14-1	63110-28501	49-01-2
55261-11010	51-39-2	57712-28051	46-14-2		50-01
55261-16510	42-38-2	57712-28052	46-26	63110-28600	49-02-2
55261-28030	42-38-1	57713-28050	46-15	63112-28000	48-02
55300-28806	42-40-1	57713-28050	46-23	63112-28000	49-02-1
55300-28830	42-40-2	57714-28051	46-25	63112-28001	50-02
55311-17021	42-39-1	57719-28050	46-21	63113-28000-137	48-01-1
55311-28420	42-39-2	57730-28630	46-18	63113-28000-163	48-01-2
56110-28000	43-01-1	57730-28631	46-28	63113-28000-184	48-01-4
56110-28001	43-01-2	57742-28050	46-16	63113-28000-737	48-01-3
56211-12111-019	40-31-2		46-29	63120-28000	48-03
56211-22011	39-22	57751-28050	46-17	63451-03600	52-16
	40-31-1		46-30	64110-28001	51-01-1
56211-27110-019	41-38-1	57761-28050	46-31	64110-28002	51-01-2
56211-27210-019	41-38-2	58100-28000	43-02-1	64110-28400	51-01-3
56500-19010	43-15-1	58100-28100	43-02-2	64210-25500	51-02-2
56500-31011	43-15-2	58200-28000	43-07-1	64210-28002	51-02-1
56600-19010	43-16-1	58200-28301	43-07-2	64210-28003	51-02-3
56600-31011	43-16-2	58300-28000	43-10	64311-28000	47-21
57100-28010	45-01	58510-28000	33-31-2	64451-28000	51-07
57100-28600	45-02	58510-28300	33-31-1	64511-28000	51-29-1
57100-28630	45-05	58621-28000	43-14	64511-28700	51-29-2
57110-28010	45-03			64511-28710	51-29-3
57110-28630	45-06			64610-28001	51-14-1
57211-15110	46-10			64611-28400	51-14-2
57211-28600	46-11			64650-28000	51-15-1
57300-30701	45-08-2			64650-28001	51-15-2
57300-33010	45-08-1			64650-28002	51-15-3
57420-33010	45-09			64650-28400	51-15-4
<b>60000</b>					
57431-11010	45-10	61100-28840-019	47-01-1	64711-28001	51-16
	46-03	61100-28841-019	47-01-2	64730-28000	51-21-1
57433-11010	45-12	61100-28860-019	47-01-3	64730-38000	51-21-2
	46-05	61211-28001	47-09-2	64733-28400	51-12
57441-11010	45-14	61211-28600	47-09-1	64750-28000	51-19-1
57441-11010	46-07	61251-28000	47-05	64750-28400	51-19-2
57442-11010	45-15	61262-09200	47-06	64791-28000	51-27-1
	46-08	61273-28000	47-29-1	64791-28001	51-27-2
57451-11010	45-16-1	61273-28001	47-29-2	65100-28031	51-37-1
	46-09-1	61280-28000	47-03	65100-28610	51-37-2

Part No.	Page-Ref.No.	Part No.	Page-Ref.No.	Part No.	Page-Ref.No.
<b>80000</b>					
65200-18010	51-38-2	85413-70000	34-38	01112-06108	43-18
65200-28030	51-38-1			01112-06128	23-12-1
65261-28030	51-39-1				29-10
65300-28807	51-41-1				30-27
65300-28880	51-41-2				47-16
65311-29021	51-40-1			01112-06128	49-17
65311-29022	51-40-2				50-07
68111-18600	34-45				52-17
68111-26610-019	34-32			01112-06168	17-20
68111-28400-002	34-21				18-20
<b>90000</b>					
68111-28400-742	34-15	99000-10105-00N	53-09-2	01112-06168	23-12-2
	34-27	99000-10105-019	53-09-1		24-17
68111-28600	34-04	99000-10105-137	53-09-4		28-12-2
	34-47	99000-10105-163	53-09-5		31-08
68111-41001-538	34-34-2	99000-10105-184	53-10-1		37-08
68111-41001-60K	34-34-1	99000-10105-291	53-10-6	01112-06168	44-05-2
68115-28000-002	34-07	99000-10109-00N	53-11-2		44-13
68115-28400-002	34-13	99000-10109-019	53-11-1		48-04
68115-28400-719	34-19	99000-10109-137	53-11-4		49-03
	34-25	99000-10109-163	53-11-5		50-03
68115-28600-993	34-30	99000-10109-184	53-11-6	01112-06208	4-25
68118-30000-002	34-09	99000-10109-291	53-12-3		5-18
68121-28400-002	34-22	99000-10205-126	53-09-3		27-13
68121-28400-742	34-16	99000-10205-244	53-10-2		28-13
	34-28	99000-10205-279	53-10-4		33-09
68125-28000-002	34-08	99000-10205-293	53-10-5	01112-06208	45-16-2
68125-28400-002	34-14	99000-10205-737	53-10-7		46-09-2
68125-28400-719	34-20	99000-10209-126	53-11-3	01112-06258	9-05
	34-26	99000-10209-244	53-10-3		12-24
68125-28600-993	34-31	99000-10209-279	53-12-1		27-12
68131-28400-719	38-12-1	99000-10209-293	53-12-2	01112-06258	28-12-1
68131-28400-993	38-12-2	99000-10209-737	53-12-4	01112-08708	32-04
68131-28620-538	38-12-3	99000-25030	53-04	01122-08128	30-19
68136-28000-064	38-21	99000-32040	53-06		52-05
68141-28000	38-10	99000-33010	53-05	01122-08168	33-22
68141-28600	38-11			01122-08168	44-19
68146-28000-064	38-22			01122-08208	9-22
68171-26000	38-20			01122-08258	21-16-1
68233-28000	5-10				39-34
68363-26200	38-14-1				40-05
68363-26300	38-14-2			01122-08408	36-10-2
				01122-08458	36-10-1
				01122-08708	3-14
				01122-08758	3-13
				01122-08808	3-12
<b>00000</b>					
		01111-05128	16-19	01122-10208	20-12
		01112-06108	9-18	01221-08257	21-16-2
			20-08		22-16
			30-26	01221-08307	39-33
			37-09		40-32

Part No.	Page-Ref.No.	Part No.	Page-Ref.No.	Part No.	Page-Ref.No.
01221-08357	41-39	02112-06258	4-05	08123-63020	51-23-1
01421-08258	2-13		4-10	08143-62010	42-29-1
01421-08308	1-19		5-05	08143-62020	51-22
	2-20	02112-06307	5-08	08143-63010	42-29-2
01421-08658	1-18	02112-06458	3-04	08211-12302	15-14
02111-04087	8-04	02112-06458	5-04	08211-15241	13-08
	39-20	02112-06508	4-04	08211-17282	11-07
	40-03	02112-06557	4-09		12-10
	41-06	02112-06608	3-06	08211-20281	15-16
02111-04107	16-09	02112-06657	3-03	08311-11058	26-07
02111-04107	19-05	02112-06808	3-05	08311-11058	26-16
	20-06	02122-06128	3-22		27-11
02111-04168	7-27	02122-06168	3-23		28-11
02111-04207	8-09		14-15		30-32
	8-11		16-14		48-11
02111-04207	9-13-1	02122-06208	14-12	08311-11058	49-10
02111-04208	9-13-2	02131-03067	34-46	08311-11068	12-26
02111-04258	24-05	02131-03358	25-03		25-10
	24-14	02141-05127	48-09		26-13
02111-04308	16-05		49-07		27-16
02111-04508	27-03	02141-06168	38-05	08311-11068	28-16
	28-03	02211-04128	21-07		38-09
02111-04558	26-03		22-10		42-10
02111-05108	4-13	02311-04108	16-07		44-11
	5-12	03221-03088	46-22		44-23
02111-05127	9-11-1	03221-03108	46-24	08311-11068	51-10
	30-10-1	04111-16158	45-13		52-13
02111-05207	45-04		46-06		52-20
	45-07	04111-20158	33-35	08311-31058	17-18
02111-06087	9-27		36-04		18-17
02111-06128	30-23	04111-20208	33-20	08311-31068	11-23
	43-22	04111-25208	14-07		33-10
02112-05128	9-11-2	04111-30308	33-07	08312-11088	1-22
	30-10-2		42-34		2-14
02112-05168	4-16		51-26		2-22
02112-05168	10-14	04211-09129	4-08	08312-11088	3-16
	11-26	05221-05249	11-05		10-17
	37-06		12-05		32-07
02112-05208	30-33	06111-06003	39-42		36-12
02112-05308	10-13		40-48		43-08
02112-06108	10-19	06111-06003	41-52	08312-11088	51-32-2
	13-28	06111-08003	39-43		51-36
	39-25		40-49-2	08312-11108	3-15
	40-38		41-53	08312-31108	23-06
	41-40	06111-08004	40-49-1		24-07
02112-06128	8-14	08110-60060	13-13	08312-31108	33-04
	30-03	08113-60020	13-14		48-16
02112-06168	8-15	08113-62010	42-28-1		49-16
	52-10	08113-63010	42-28-2		50-15
02112-06208	5-09	08123-62040	51-23-2	08312-31128	33-29

Part No.	Page-Ref.No.	Part No.	Page-Ref.No.	Part No.	Page-Ref.No.
08313-11087	48-23	08321-21068	50-09	08322-21048	8-05
08313-11107	47-18		52-19		21-09
08314-31128	42-32	08321-21088	1-21	08322-21058	30-35
	51-20		2-16	08322-21068	8-12
08321-21048	7-28		2-21		12-22
08321-21048	8-06	08321-21088	3-20	08322-21068	12-25
	21-08		9-23		25-07
	22-11		21-17		26-10
08321-21058	10-15		22-17		30-05
	16-18		30-20		33-34
08321-21058	17-17	08321-21088	32-06	08322-21068	37-10
	18-16		36-11		38-06
	26-06		39-35		42-09
	26-15		40-06		44-06
	27-10		41-10		44-21
08321-21058	28-10	08321-21088	44-18	08322-21068	49-18
	30-11		44-20		50-08
	30-34		47-25		51-09
	48-10		48-21		52-11
	49-09		52-06		52-18
08321-21068	4-26	08321-21108	3-19	08322-21088	2-05
	5-19		14-32		9-24
	8-13		16-12		41-09
	9-04		20-13		48-20
	9-17		39-32	08322-21108	16-13
08321-21068	9-28	08321-21108	40-35	08322-21108	23-08-2
	17-21		41-45		24-09
	18-21		48-15		52-02
	20-09		49-15	08322-21128	42-33
	23-13		50-14	08323-11068	26-11
08321-21068	25-09	08321-21128	1-05	08323-21068	25-08
	26-12		33-30	08331-11189	42-20
	27-15		41-31	08331-11558	51-24
	28-15	08321-21168	52-12	08332-11059	14-17
	29-11	08322-11058	48-09	08341-31039	16-15
08321-21068	30-04	08322-11058	49-08	08341-31059	6-22
	30-24	08322-11068	3-08	08351-31008	47-04
	30-28		20-10	09100-06026	44-24
	31-12	08322-11088	1-20	09100-06039	25-06
	33-23		2-15		26-09
08321-21068	37-11	08322-11088	3-18	09100-06050	42-11
	39-26		21-18		51-08
	40-39		22-18	09100-06064	44-05-1
	41-41		32-05	09100-06065	51-35-1
	43-19		33-24	09100-08055	44-17
08321-21068	44-10	08322-11088	47-28	09100-08085	48-22
	44-22	08322-11108	3-17	09100-08099	51-35-2
	45-11	08322-11128	1-06	09100-10004	9-20
	46-04		47-11	09100-10060	3-11
	49-19		47-19	09100-10067	33-03

Part No.	Page-Ref.No.	Part No.	Page-Ref.No.	Part No.	Page-Ref.No.
09105-08001	51-30-1	09160-06022	14-20	09168-12001	14-34
09105-08006	51-30-2	09160-06027	28-14-2	09168-14004	1-08
09105-08007	51-30-3		31-09		3-09-1
09108-08018	2-03		44-09		4-19
09111-06003	14-21		44-14		14-24
09111-08013	47-24	09160-06027	47-15	09169-08013	51-31
09111-08015	47-27		48-05	09180-06004	14-06
09119-08010	15-22		49-04	09180-06038	44-16
09119-08014	10-16		50-04		48-07
09128-06004	4-20	09160-08003	10-24		48-17
09128-06004	5-14	09160-10001	47-20	09180-06038	49-06
09128-06005	35-06-2	09160-10021	12-18		50-06
		09160-10031	48-12	09180-06044	38-07
	38-04		49-11-1	09180-07005	31-11
		09160-10037	20-14		47-14
09128-06006	35-06-1	09160-10037	23-08-1	09180-07011	44-07
09134-03101	42-19	09160-10041	33-08-1	09180-10026	48-13
09134-06001	11-21		49-11-2		49-12
09135-06009	10-23		49-14		50-12
	12-21		49-20	09180-12040	42-23-1
09139-06002	15-10	09160-10041	50-10	09180-12040	42-35
09140-08005	2-04		50-11	09180-12041	42-25
	41-11	09160-12005	47-08	09180-12061	42-23-2
09140-08008	47-26	09160-12011	42-12	09180-12062	42-22-2
09140-08010	51-32-1		51-11	09180-15010	51-17
09140-10003	16-11	09160-15002	33-08-2	09180-15038	51-18
09140-16001	11-14	09160-15016	13-09	09180-15039	51-21-3
	12-08		13-25	09180-20039	13-35
09140-18001	51-28	09160-16016	15-15	09180-25041	6-14
09140-18002	6-20	09160-18002	42-18	09200-05004	33-33
09140-20001	13-36	09160-19001	6-08-1	09200-06018	36-03
09148-03004	38-13	09160-19002	6-08-2	09200-08002	33-19
09148-04005	34-05	09160-22002	33-17	09206-13001	3-07
	34-48	09164-16001	15-17		4-03
09150-05101	43-06	09166-18001	6-21		5-03
09150-06001	33-36	09167-17002	11-15	09209-04006	14-10-1
09159-08006	1-04		12-09	09209-04012	14-10-2
09159-12101	47-10-1	09167-20006	13-37	09209-05011	15-07
09159-12102	47-10-2	09167-20007	13-12	09209-10001	43-05
09160-05001	42-16	09168-06001	4-21	09209-10002	14-05
09160-05017	17-03	09168-06001	5-15	09209-10003	14-04
	17-07	09168-06002	10-04-1	09209-11002	33-37
	17-16	09168-06003	10-05-1	09241-19001	13-15
	18-15	09168-06004	10-04-2	09243-12002	14-13
09160-06007	50-17		10-05-2	09247-10001	3-10-2
09160-06019	11-22	09168-06006	9-14	09247-14001	3-10-1
09160-06020	26-20	09168-06010	35-07		4-18
	27-14			09247-14007	1-07
	27-21	09168-10002	3-09-2	09250-40001	21-15
	28-14-1		9-21	09259-19002	4-17-2

Part No.	Page-Ref.No.	Part No.	Page-Ref.No.	Part No.	Page-Ref.No.
09259-20003	4-17-1	09319-15003	13-23	09404-06404	29-13
	5-13	09320-03002	38-16	09404-06405	29-14
09261-02001	11-13	09320-05006	50-16	09404-07702	10-25
	12-12	09320-07005	38-08		31-06
09261-04002	14-09	09320-08007	31-10	09404-07704	10-26
09262-20009	6-17	09320-08007	44-15	09404-07704	31-05
	13-22		47-13	09407-09301	29-15
09263-10002	12-17		48-06	09407-11302	29-16
09263-14004	6-06		48-18	09407-12402	29-19
09263-19003	6-10-1		49-05		43-20
09263-19007	6-10-2	09320-08007	50-05	09407-12402	46-12
09269-25006	6-16-1	09320-09006	44-08	09407-21301	29-17
09269-25013	6-16-2	09320-12011	48-14	09407-25301	29-18
09280-10001	10-22		49-13	09408-00001	43-12
09280-12001	42-06		50-13	09408-00002	43-13
09280-12001	51-06	09321-06013	37-13	09440-04010	15-08
09280-20001	13-38	09321-08006	36-13	09440-05018	14-23
09280-24001	47-07	09321-10002	9-15	09440-06003	43-04
09281-05001	11-25		36-14	09440-32001	11-06
09283-25009	13-26	09329-10007	34-49	09443-06008	14-28
09283-25037	6-18	09343-05018	35-08	09443-06012	30-17-2
09283-26007	6-13			09443-06020	30-17-1
09283-48001	42-30-2	09344-03014	1-25	09443-07001	42-04
09284-10002	11-19		2-23		51-04
09284-12006	15-18	09360-06003	10-03	09443-07014	14-19
09284-18001	42-27-2	09360-06003	10-06-2	09443-08001	11-28
09284-18002	42-27-1	09380-20003	13-07	09443-11002	9-06
09285-00002	53-02		13-10	09443-12010	12-11
09285-06006	11-17	09380-20006	13-11	09443-12015	11-12
09285-12002	12-20	09381-14001	6-04	09443-14002	9-19
09285-12002	14-30	09383-02003	34-42	09443-14005	33-02
09285-16002	15-19	09384-06001	47-22	09444-26005	14-29-1
09285-43001	42-30-1	09385-10001	47-23	09444-26008	14-29-2
09285-48001	42-30-3	09400-10301	10-11	09448-14012	33-21
09287-05001	33-32			09448-17007	36-09
09287-07001	43-03	09401-08401	35-00	09448-27003	51-25
09287-07002	43-09	09401-25401	12-06	09448-32004	33-06
	43-11	09402-00223	9-12	09448-45004	15-13
09287-10001	30-15	09402-50306	8-08-1	09448-48001	15-11
09303-15003	13-24	09402-52306	8-08-2	09462-00007	34-52
09305-09002	10-10	09402-58306	8-10	09462-00017	30-36
09307-18001	47-02	09403-00058	29-09	09462-00033	31-02
09308-07002	25-11	09403-00069	29-08	09462-00042	34-51
	26-08	09403-00075	16-16-1	09462-00043	37-12
	26-17	09403-09308	43-17	09471-06001	17-09
09308-07002	28-17	09403-10305	29-07-1	09471-06001	18-10
09308-07005	27-17	09403-12304	29-07-2	09471-06002	17-04
	28-18	09403-13401	43-21		17-08
09308-10001	38-15	09404-06401	16-16-2		18-06
09319-08007	36-06	09404-06402	29-12		18-09

Part No.	Page-Ref.No.	Part No.	Page-Ref.No.	Part No.	Page-Ref.No.
09471-06007	25-05				
09471-06008	26-04				
	27-08				
	28-08				
09471-06015	19-07				
09471-06015	20-11				
	21-06				
	22-09-1				
09471-06020	25-04				
09471-06021	23-07				
09471-06021	24-04				
	24-13				
09471-06029	22-09-2				
09481-15001	30-13				
09482-00003	1-09-1				
09482-00050	1-09-2				
	2-07				
09482-00058	1-09-3				
09491-20002	7-34-1				
09491-22003	7-34-2				
09491-23008	7-34-3				
09491-24002	7-32				
09491-26003	7-34-4				
09491-80005	7-33-1				
09491-82002	7-33-2				
09491-85004	7-30				
	7-33-3				
09491-87001	7-33-4				
09491-90003	7-31				
	7-33-5				
09491-92001	7-33-6				
09492-25003	7-26				
09494-00080	7-18-1				
09494-00102	7-18-2				
09800-00108	30-37				
09821-00002	53-01-1				
09821-00004	53-01-2				
09826-00001	53-03				
09930-20111	30-38				







**SUZUKI MOTOR CO.,LTD.**

Head Office : Hamamatsu - Nishi, P.O.Box 1,  
432-91 Hamamatsu, Japan

SUZUKI TS125 PARTS CATALOGUE

6th Edition

Printed in Apr.,1975

Published in Apr.,1975

Editor : SUZUKI MOTOR Co., LTD.

Export parts section

Reprint Prohibited

